Firestone AG

2018

Firestone AG

DATA BOOK

2018

FIRESTONE

DATA BOOK

Firestone AG

D-403-1

TABLE OF CONTENTS

	PAGE
TRACTOR	**3-66**
Ultra-Large Tractor	**5-13**
Radial Deep Tread 23° — R-1W	6
Radial All Traction DT — R-1W	7
Radial 9000 — R-1W	8
Performer 85 — R-1W	9
Performer 65 — R-1W	10
Radial All Traction 23° — R-1	11
Radial All Traction FWD — R-1	12
Radial Champion Spade Grip — R-2	13
Large Tractor	**15-29**
Radial Deep Tread 23° — R-1W	16
Radial All Traction DT — R-1W	17
Radial 9000 — R-1W	18
Performer 85 — R-1W	19
Performer 70 — R-1W	20
Performer 65 — R-1W	21
Radial All Traction 23° — R-1	22
Radial All Traction FWD — R-1	23
Radial 23° — R-1	24
Radial Champion Spade Grip — R-2	25
Super All Traction 23° — R-1	26
Super All Traction FWD — R-1	27
Super All Traction II 23° — R-1	28
Champion Spade Grip — R-2	29
Medium Tractor	**31-51**
Radial Deep Tread 23° — R-1W	32
Radial All Traction DT — R-1W	33
Radial 9000 — R-1W	34
Radial 8000 Utility — R1-W	35
Performer 95 — R-1W	36
Performer 85 — R-1W	37
Performer 70 — R-1W	38
Performer 65 — R-1W	39
Radial All Traction 23° — R-1	40
Radial 23° — R-1	41
Radial All Traction FWD — R-1	42
Radial Champion Spade Grip — R-2	43
Super All Traction 23° — R-1	44
Super All Traction FWD — R-1	45
Super All Traction II 23° — R-1	46
Traction Field and Road — R-1	47
Field and Road — R-1	48
Champion Spade Grip — R-2	49
All Non-Skid Tractor — R-3	50
All Traction Utility — R-4	51
Small/Compact Tractor	**53-65**
Radial 4000 — R-1W	54
Super All Traction II 23° — R-1	55
Traction Field and Road — R-1	56
Turf and Field — R-3	57
All Traction Utility — R-4	58
Duraforce ND — NHS	59
Super Traction Loader — I-3	60
Farm Service Lug-18 — R-2	61
Farm Service Lug-M — R-1	62
Farm Service Rib — F-2	63
Pillow Dia — G-2	64
Farm Service Dia — R-3	65
HARVEST	**67-87**
Radial Deep Tread 23° — R-1W	68
Radial All Traction DT — R-1W	69
Radial 9000 — R-1W	70
Performer 65 — R-1W	71
Radial All Traction 23° — R-1	72
Radial All Traction FWD — R-1	73
Radial Champion Spade Grip — R-2	74
Radial All Non-Skid (ANS) — R-3	75
Flotation 23° — HF-2	76
Flotation 23° Deep Tread — HF-3	77
Flotation All Terrain — HF-1	78
Super All Traction 23° — R-1	79
Super All Traction FWD — R-1	80
Super All Traction HD — R-1	81
Traction Field and Road — R-1	82
Puller 2000 — P-1	83
Champion Spade Grip — R-2	84
All Non-Skid Tractor — R-3	85
All Non-Skid Tractor II — R-3	86
All Traction Utility — R-4	87

TABLE OF CONTENTS

	PAGE
SPRAYER	**89-99**
Radial Deep Tread 23° — R-1W	90
Radial All Traction RC — R-1W	91
Radial 9000 — R-1W	92
Radial All Traction 23° — R-1	93
Performer 65 — R-1W	94
Radial 9100 — R-1	95
Flotation 23° — G-1	96
Flotation 23° (Center Rib) — HF-2	97
Flotation Free Rolling — HF-2	98
Flotation 23° Deep Tread — HF-3	99
IRRIGATION	**101-105**
Champion Hydro ND — R-1	102
Traction Field and Road — R-1	103
Field and Road — R-1	104
Irrigation Special — R-1	105
FRONTS & IMPLEMENTS	**107-127**
Turf and Field — R-3	108
Champion Guide Grip 4-Rib — F-2	109
Champion Guide Grip 3-Rib — F-2	110
Guide Grip 3-Rib — F-2	111
Industrial Special — F-3	112
Destination Farm Radial Implement — I-1	113
Highway Special — I-1	114
Farm Implement — I-1	115
Farm Tire — I-1	116
Rib Implement — I-1	117
Rib Duplex Farm — I-1	118
Duo Rib Planter — I-1	119
Destination Turf — I-2	120
All Non-Skid (ANS) Farm — I-2	121
Turf and Field — I-3	122
Power Implement — I-3	123
Non-Directional Duplex Farm — I-3	124
Flotation Implement — I-3	125
Farm Implement — HF-1	126
Turf and Field — HF-2	127

	PAGE
FORESTRY	**129-134**
Flotation 23° Deep Tread (WTP) Logger — HF-3	130
Flotation 23° Deep Tread (WTP) Logger — HF-4	131
Flotation 23° Extra Deep Tread Logger — HF-4	132
Forestry EL 700 — HF-1	133
Forestry Special CRC Severe Service — LS-2	134
DISCONTINUED	**137-152**
LOAD AND INFLATION TABLES	**153-222**
GENERAL FARM TIRE INFORMATION	**223-250**
INDEX	**251-271**

TRACTOR

We believe tractors are foundational tools of the trade and deserve an industry-best foundation of their own. Whether it's a small tractor servicing a hobby farm, medium-sized machines used to feed livestock, or mega tractors working large acreages of corn, soybeans or cotton, your tires should have the traction, durability and roadability necessary to keep pace with the work ethic of the driver.

TRACTOR

—ULTRA-LARGE—

RADIAL DEEP TREAD 23° — R-1W

With Firestone's innovative 23° tread design, more of the bar grips the surface, making it ideal for farmers looking for **increased traction while more efficiently transferring horsepower to the ground, saving both time and fuel**.[1]

Offering a wide selection of tires available with AD[2] technology — delivering **more traction, a better ride and reduced compaction**.

Designed with R-1W tread depth that's approximately 25% deeper in the center compared with standard R-1 tread, **offering traction in a variety of soil conditions**.

					TIRE DIMENSIONS (IN.)								CONTACT AREA (SQ. IN.)	
		LI		LBS										ML
TIRE SIZE	MATERIAL NUMBER	LOAD INDEX	SPEED SYMBOL RATING	WEIGHT	DESIGN RIM WIDTH	OVERALL WIDTH	OVERALL DIA.	STATIC LOADED RADIUS	ROLLING CIRCUM.	ROLLING CIRCUM. INDEX	BAR HEIGHT 32NDS	BAR HEIGHT INCHES	FLAT PLATE	MAX. LOAD & INFL. (LBS @ PSI)
TUBELESS														
650/85R38	362987	173	B	728	23.00	27.6	79.9	36.0	242	48	70	2.19	550	14300 @ 35
800/70R38	359548	173	B	928	25.00	31.3	81.9	36.0	243	48	74	2.31	570	14300 @ 23
IF800/70R38	378746	179	B	981	27.00	31.7	80.2	34.4	243	48	74	2.31	686	17100 @ 23
IF800/70R38CFO	000928	184	B	1013	27.00	33.2	80.2	36.6	243	48	74	2.31	687	19800 @ 35
IF800/70R38CFO	003144	187	B	1017	27.00	33.0	81.1	35.9	243	48	74	2.31	697	21500 @ 41
480/80R46	362256	158	B	471	16.00	19.1	77.2	35.4	231	47	63	1.97	370	9350 @ 35
IF480/80R46	004451	164	B	454	16.00	19.5	77.5	35.2	232	47	63	1.97	414	11000 @ 35
520/85R46	362851	158	B	566	16.00	20.9	80.8	36.6	242	48	64	2.00	450	9350 @ 23
IF520/85R46	378610	165	B	537	18.00	20.9	80.8	35.5	242	48	69	2.16	562	11400 @ 23
480/80R50	360090	159	B	500	15.00	19.0	80.8	37.0	243	48	63	1.97	380	9650 @ 35
480/80R50	372150	159	B	491	15.00	19.0	80.8	37.0	243	48	63	1.97	380	9650 @ 35
IF480/80R50	374496	166	B	544	15.00	19.1	80.6	36.8	243	48	63	1.97	431	11700 @ 35
VF480/80R50	007493	171	B	534	15.00	19.1	80.6	36.8	242	48	63	1.97	431	13600 @ 35
IF480/95R50	375635	165	B	626	15.00	19.9	85.9	38.1	258	49	65	2.03	465	11400 @ 23
VF480/95R50	007494	170	B	588	15.00	19.1	80.6	36.8	257	49	63	1.97	431	13200 @ 23

See General Farm Tire Information, Approved Rim Contours (pages 227-231) for a listing of approved rim contours by tire size.

[1]Compared to 45° tread pattern design.

RADIAL ALL TRACTION DT — R-1W

Available with up to 54″ rim diameter, allowing for **high row-crop clearance**.

Designed with R-1W tread depth that's approximately 25% deeper in the center compared with standard R-1 tread, **offering traction in a variety of soil conditions**.

IF- and VF-designated tires feature AD2 technology, which helps farmers carry heavier loads at the same pressure as standard tires, or the same loads at reduced inflation pressure. This leads to **reduced fuel use and reduced soil compaction**.

					TIRE DIMENSIONS (IN.)								CONTACT AREA (SQ. IN.)	
TIRE SIZE	MATERIAL NUMBER	LOAD INDEX	SPEED SYMBOL RATING	WEIGHT	DESIGN RIM WIDTH	OVERALL WIDTH	OVERALL DIA.	STATIC LOADED RADIUS	ROLLING CIRCUM.	ROLLING CIRCUM. INDEX	BAR HEIGHT 32NDS	BAR HEIGHT INCHES	FLAT PLATE	MAX. LOAD & INFL. (LBS @ PSI)
TUBELESS														
420/90R30	364602	145	B	278	15.00	17.7	58.8	26.8	174	42	62	1.94	235	6400 @ 29
600/65R28	360058	147	B	396	18.00	23.0	58.7	26.1	174	42	65	2.03	330	6800 @ 23
600/65R28	371266	154	B	403	18.00	23.0	58.7	26.1	174	42	65	2.03	330	8250 @ 35
600/70R30	003778	152	A8	417	24.00	24.0	62.8	27.9	187	43	65	2.03	370	7850 @ 23
600/70R30	360163	152	B	413	20.00	24.0	62.8	27.9	187	43	65	2.03	370	7850 @ 23
600/70R30	362307	162	B	454	20.00	24.0	62.9	28.0	187	43	65	2.03	370	10500 @ 41
IF600/70R30	375703	159	B	438	20.00	24.4	62.6	27.2	187	43	64	2.00	425	9650 @ 29
IF620/75R30	377539	164	D	474	21.00	24.6	66.6	28.4	198	44	67	2.09	403	11000 @ 23
380/85R34	364585	137	B	257	13.00	15.5	59.8	27.6	179	42	61	1.91	210	5080 @ 23
420/85R34	360155	147	B	310	13.00	16.5	62.6	28.4	187	43	59	1.84	245	6800 @ 35
420/85R34	372133	147	B	302	13.00	16.5	62.6	28.4	187	43	59	1.84	245	6800 @ 35
IF420/85R34	374513	152	B	298	14.00	16.3	62.4	28.0	187	43	59	1.84	283	7850 @ 29
480/80R30	362732	145	B	311	15.00	18.9	60.6	27.1	179	42	62	1.94	290	6400 @ 23
380/80R38	360171	142	B	276	12.00	15.3	62.8	28.8	187	43	57	1.78	230	5840 @ 35
IF380/80R38	378627	149	B	283	12.00	15.3	62.8	28.8	187	43	57	1.78	230	6950 @ 35
IF420/85R38	378882	153	B	319	14.00	16.7	66.1	29.7	198	44	59	1.84	297	8050 @ 29
710/70R38	355542	166	B	685	23.00	28.3	77.0	34.0	227	47	74	2.31	505	11700 @ 23
IF710/70R38	378219	178	B	707	25.00	29.6	76.2	33.6	227	47	74	2.31	580	16500 @ 23
620/70R42	356271	160	B	559	20.00	24.6	76.2	34.4	226	47	66	2.06	475	9900 @ 23
710/70R42	003780	168	B	708	23.00	28.5	80.9	36.1	240	48	73	2.28	530	12300 @ 23
710/70R42	358320	168	B	738	23.00	28.5	80.9	36.1	240	48	74	2.31	530	12300 @ 23
IF710/70R42	373697	179	B	783	25.00	29.4	80.2	35.3	240	48	74	2.31	590	17100 @ 35
IF710/75R42	378542	181	B	795	25.00	30.5	84.4	37.4	253	49	77	2.41	672	18200 @ 35

See General Farm Tire Information, Approved Rim Contours (pages 227-231) for a listing of approved rim contours by tire size.

RADIAL 9000 — R-1W

A vibration-resistant lug design contributes to **a smooth ride and improved wear**.

Designed with R-1W tread depth that's approximately 25% deeper in the center compared with standard R-1 tread, **offering traction in a variety of soil conditions**.

					TIRE DIMENSIONS (IN.)								CONTACT AREA (SQ. IN.)	
		LI		LBS									ML	
TIRE SIZE	MATERIAL NUMBER	LOAD INDEX	SPEED SYMBOL RATING	WEIGHT	DESIGN RIM WIDTH	OVERALL WIDTH	OVERALL DIA.	STATIC LOADED RADIUS	ROLLING CIRCUM.	ROLLING CIRCUM. INDEX	BAR HEIGHT 32NDS	BAR HEIGHT INCHES	FLAT PLATE	MAX. LOAD & INFL. (LBS @ PSI)
TUBELESS														
480/70R34	003779	155	A8	339	15.00	18.8	62.2	28.2	0	186	60	1.88	300	8550 @ 46
480/70R34	361763	155	B	337	15.00	18.8	62.2	28.2	186	43	60	1.88	300	8550 @ 46
900/50R42	359394	168	B	906	28.00	34.4	77.0	34.3	228	47	78	2.44	600	12300 @ 23

See General Farm Tire Information, Approved Rim Contours (pages 227-231) for a listing of approved rim contours by tire size.

PERFORMER 85 — R-1W

Offers a dual-angle lug design that contributes to an **increase in lug traction**.

Features an increased crown radius that creates a larger footprint, leading to **less soil compaction and uniform tread wear**.

					TIRE DIMENSIONS (IN.)								CONTACT AREA (SQ. IN.)	
		LI		LBS									MI	
TIRE SIZE	MATERIAL NUMBER	LOAD INDEX	SPEED SYMBOL RATING	WEIGHT	DESIGN RIM WIDTH	OVERALL WIDTH	OVERALL DIA.	STATIC LOADED RADIUS	ROLLING CIRCUM.	ROLLING CIRCUM. INDEX	BAR HEIGHT 32NDS	BAR HEIGHT INCHES	FLAT PLATE	MAX. LOAD & INFL. (LBS @ PSI)
TUBELESS														
520/85R42	000628	157	D	447	18.00	21.1	76.8	34.5	232	47	69	2.16	440	9555 @ 23

See General Farm Tire Information, Approved Rim Contours (pages 227-231) for a listing of approved rim contours by tire size.

PERFORMER 65 — R-1W

40 MPH rated.

Delivers a **smooth ride** with a flexible sidewall.

Helps **improve traction** through its dual-angle tread design.

					TIRE DIMENSIONS (IN.)								CONTACT AREA (SQ. IN.)	
		LI		LBS										ML
TIRE SIZE	MATERIAL NUMBER	LOAD INDEX	SPEED SYMBOL RATING	WEIGHT	DESIGN RIM WIDTH	OVERALL WIDTH	OVERALL DIA.	STATIC LOADED RADIUS	ROLLING CIRCUM.	ROLLING CIRCUM. INDEX	BAR HEIGHT 32NDS	BAR HEIGHT INCHES	FLAT PLATE	MAX. LOAD & INFL. (LBS @ PSI)
TUBELESS														
650/65R38	003015	157	D	483	20.00	25.2	72.8	32.6	216	46	63	1.97	-	9100 @ 23

See General Farm Tire Information, Approved Rim Contours (pages 227-231) for a listing of approved rim contours by tire size.

RADIAL ALL TRACTION 23° — R-1

With Firestone's innovative 23° tread design, more of the bar grips the surface, making it ideal for farmers looking for **increased traction while more efficiently transferring horsepower to the ground, saving both time and fuel**.[1]

IF- and VF-designated tires feature AD2 technology, which helps farmers carry heavier loads at the same pressure as standard tires, or the same loads at reduced inflation pressure. This leads to **reduced fuel use and reduced soil compaction**.

					TIRE DIMENSIONS (IN.)								CONTACT AREA (SQ. IN.)	
		LI		LBS										ML
TIRE SIZE	MATERIAL NUMBER	LOAD INDEX	SPEED SYMBOL RATING	WEIGHT	DESIGN RIM WIDTH	OVERALL WIDTH	OVERALL DIA.	STATIC LOADED RADIUS	ROLLING CIRCUM.	ROLLING CIRCUM. INDEX	BAR HEIGHT 32NDS	BAR HEIGHT INCHES	FLAT PLATE	MAX. LOAD & INFL. (LBS @ PSI)
TUBELESS														
520/85R42	362358	157	B	458	18.00	21.2	76.2	34.3	228	47	52	1.63	420	9100 @ 23
480/80R46	362273	158	B	435	16.00	18.7	77.1	34.8	231	47	50	1.56	365	9350 @ 35
480/80R46	372269	158	B	448	16.00	18.7	77.1	34.8	231	47	50	1.56	365	9350 @ 35

See General Farm Tire Information, Approved Rim Contours (pages 227-231) for a listing of approved rim contours by tire size.

[1]Compared to 45° tread pattern design.

RADIAL ALL TRACTION FWD — R-1

Designed specifically for MFWD tractors, this radial's multi-angle bar design **helps improve traction** with a lower angle at the shoulder area and **delivers long wear** with a higher angle at the nose.

					TIRE DIMENSIONS (IN.)								CONTACT AREA (SQ. IN.)	
		LI		LBS									ML	
TIRE SIZE	MATERIAL NUMBER	LOAD INDEX	SPEED SYMBOL RATING	WEIGHT	DESIGN RIM WIDTH	OVERALL WIDTH	OVERALL DIA.	STATIC LOADED RADIUS	ROLLING CIRCUM.	ROLLING CIRCUM. INDEX	BAR HEIGHT 32NDS	BAR HEIGHT INCHES	FLAT PLATE	MAX. LOAD & INFL. (LBS @ PSI)
TUBELESS														
420/90R30	362613	142	B	259	15.00	17.3	58.5	26.6	172	42	49	1.53	240	5840 @ 23
380/85R34	362630	137	B	236	13.00	15.4	59.8	27.3	179	42	47	1.47	210	5080 @ 23
380/85R34	379290	145	B	248	13.00	15.4	59.8	27.3	179	42	47	1.47	210	6400 @ 41

See General Farm Tire Information, Approved Rim Contours (pages 227-231) for a listing of approved rim contours by tire size.

RADIAL CHAMPION SPADE GRIP — R-2

Curved bar design helps **improve cleanability**.

Deep tread gives **better traction in wet to muddy soils**.

Developed with tread and sidewall rubber compounds to help **fight off weather cracking and ozone degradation**.

A Firestone radial that offers **longer life, better traction and improved fuel economy** over standard bias tires.

					TIRE DIMENSIONS (IN.)							CONTACT AREA (SQ. IN.)	
		LI		LBS									ML
TIRE SIZE	MATERIAL NUMBER	LOAD INDEX	SPEED SYMBOL RATING	WEIGHT	DESIGN RIM WIDTH	OVERALL WIDTH	OVERALL DIA.	STATIC LOADED RADIUS	ROLLING CIRCUM.	BAR HEIGHT 32NDS	BAR HEIGHT INCHES	FLAT PLATE	MAX. LOAD & INFL. (LBS @ PSI)
TUBELESS													
16.9R30	359386	141	A8	299	15.00	17.2	60.2	27.3	179	94	2.94	235	5680 @ 30
900/65R32	375992	178	A8	1180	30.00	35.7	80.3	37.2	236	123	3.84	721	16500 @ 35
480/70R34	369668	146	A8	383	15.00	18.5	62.0	28.2	186	97	3.03	310	6600 @ 29
520/85R46	369651	158	A8	615	16.00	20.3	82.9	37.8	245	106	3.31	525	9350 @ 23

See General Farm Tire Information, Approved Rim Contours (pages 227-231) for a listing of approved rim contours by tire size.

TRACTOR

LARGE

RADIAL DEEP TREAD 23° — R-1W

With Firestone's innovative 23° tread design, more of the bar grips the surface, making it ideal for farmers looking for **increased traction while more efficiently transferring horsepower to the ground, saving both time and fuel**.[1]

Offering a wide selection of tires available with AD2 technology — delivering **more traction, a better ride and reduced compaction**.

Designed with R-1W tread depth that's approximately 25% deeper in the center compared with standard R-1 tread, **offering traction in a variety of soil conditions**.

					TIRE DIMENSIONS (IN.)								CONTACT AREA (SQ. IN.)	
		LI		LBS									ML	
TIRE SIZE	MATERIAL NUMBER	LOAD INDEX	SPEED SYMBOL RATING	WEIGHT	DESIGN RIM WIDTH	OVERALL WIDTH	OVERALL DIA.	STATIC LOADED RADIUS	ROLLING CIRCUM.	ROLLING CIRCUM. INDEX	BAR HEIGHT 32NDS	BAR HEIGHT INCHES	FLAT PLATE	MAX. LOAD & INFL. (LBS @ PSI)
TUBELESS														
520/85R38	362766	155	B	496	16.00	21.0	72.7	32.6	215	46	69	2.16	410	8550 @ 23
480/80R42	362409	151	B	427	16.00	19.2	73.2	33.5	218	46	63	1.97	360	7600 @ 23
480/80R42	364058	154	B	432	16.00	19.2	73.2	33.5	218	46	63	1.97	360	8250 @ 29

See General Farm Tire Information, Approved Rim Contours (pages 227-231) for a listing of approved rim contours by tire size.

[1]Compared to 45° tread pattern design.

RADIAL ALL TRACTION DT — R-1W

Available with up to 54" rim diameter, allowing for **high row-crop clearance**.

Designed with R-1W tread depth that's approximately 25% deeper in the center compared with standard R-1 tread, **offering traction in a variety of soil conditions**.

IF- and VF-designated tires feature AD² technology, which helps farmers carry heavier loads at the same pressure as standard tires, or the same loads at reduced inflation pressure. This leads to **reduced fuel use and reduced soil compaction**.

					TIRE DIMENSIONS (IN.)								CONTACT AREA (SQ. IN.)	
		LI		LBS										ML
TIRE SIZE	MATERIAL NUMBER	LOAD INDEX	SPEED SYMBOL RATING	WEIGHT	DESIGN RIM WIDTH	OVERALL WIDTH	OVERALL DIA.	STATIC LOADED RADIUS	ROLLING CIRCUM.	ROLLING CIRCUM. INDEX	BAR HEIGHT 32NDS	BAR HEIGHT INCHES	FLAT PLATE	MAX. LOAD & INFL. (LBS @ PSI)
TUBELESS														
480/70R28	351563	140	B	285	15.00	19.1	56.5	25.2	168	41	55	1.72	245	5520 @ 23
380/85R30	364551	135	B	227	13.00	15.5	55.8	25.6	167	41	61	1.91	190	4800 @ 23
320/90R54	358339	149	B	279	10.00	12.4	76.7	35.8	233	47	56	1.75	215	7150 @ 46

See General Farm Tire Information, Approved Rim Contours (pages 227-231) for a listing of approved rim contours by tire size.

RADIAL 9000 — R-1W

A vibration-resistant lug design contributes to **a smooth ride and improved wear**.

Designed with R-1W tread depth that's approximately 25% deeper in the center compared with standard R-1 tread, **offering traction in a variety of soil conditions**.

					TIRE DIMENSIONS (IN.)								CONTACT AREA (SQ. IN.)	
TIRE SIZE	MATERIAL NUMBER	LOAD INDEX	SPEED SYMBOL RATING	WEIGHT	DESIGN RIM WIDTH	OVERALL WIDTH	OVERALL DIA.	STATIC LOADED RADIUS	ROLLING CIRCUM.	ROLLING CIRCUM. INDEX	BAR HEIGHT 32NDS	BAR HEIGHT INCHES	FLAT PLATE	MAX. LOAD & INFL. (LBS @ PSI)
TUBELESS														
320/85R34	359238	133	B	184	10.00	12.4	55.4	25.7	167	41	51	1.59	160	4540 @ 35
320/85R38	359092	143	B	196	10.00	12.5	59.7	27.6	180	42	51	1.59	165	6000 @ 52
320/85R38	360074	138	B	203	10.00	12.5	59.7	27.6	180	42	51	1.59	165	5200 @ 41
320/90R42	359106	139	B	219	10.00	12.4	65.2	30.1	196	44	52	1.63	185	5360 @ 35
380/90R46	007435	159	B	345	13.00	15.5	72.8	33.8	219	46	57	1.78	240	9650 @ 58
320/90R50	358118	148	B	257	10.00	12.4	73.1	34.2	220	46	54	1.69	205	6950 @ 46
380/90R50	362050	151	B	363	12.00	14.9	76.8	35.6	231	47	57	1.78	270	7600 @ 35
380/90R54	362069	152	B	395	12.00	15.0	80.8	37.7	243	48	57	1.78	275	7850 @ 35

See General Farm Tire Information, Approved Rim Contours (pages 227-231) for a listing of approved rim contours by tire size.

PERFORMER 85 — R-1W

Offers a dual-angle lug design that contributes to an **increase in lug traction**.

Features an increased crown radius that creates a larger footprint, leading to **less soil compaction and uniform tread wear**.

					TIRE DIMENSIONS (IN.)								CONTACT AREA (SQ. IN.)	
		LI		LBS										ML
TIRE SIZE	MATERIAL NUMBER	LOAD INDEX	SPEED SYMBOL RATING	WEIGHT	DESIGN RIM WIDTH	OVERALL WIDTH	OVERALL DIA.	STATIC LOADED RADIUS	ROLLING CIRCUM.	ROLLING CIRCUM. INDEX	BAR HEIGHT 32NDS	BAR HEIGHT INCHES	FLAT PLATE	MAX. LOAD & INFL. (LBS @ PSI)
TUBELESS														
420/85R28	000600	139	D	231	15.00	17.2	56.1	25.2	170	41	60	1.88	230	5630 @ 23
380/85R30	000401	135	D	184	13.00	15.4	55.4	25.0	167	41	54	1.69	-	5045 @ 23
520/85R38	000602	155	D	421	18.00	21.1	72.8	32.8	220	46	71	2.22	410	8970 @ 23
460/85R42	382078	150	D	373	16.00	18.8	72.8	32.8	220	46	63	1.97	-	7500 @ 23

See General Farm Tire Information, Approved Rim Contours (pages 227-231) for a listing of approved rim contours by tire size.

PERFORMER 70 — R-1W

40 MPH rated.

Delivers a **smooth ride** with a flexible sidewall.

Helps **improve traction** through its dual-angle tread design.

					TIRE DIMENSIONS (IN.)								CONTACT AREA (SQ. IN.)	
		LI		LBS									ML	
TIRE SIZE	MATERIAL NUMBER	LOAD INDEX	SPEED SYMBOL RATING	WEIGHT	DESIGN RIM WIDTH	OVERALL WIDTH	OVERALL DIA.	STATIC LOADED RADIUS	ROLLING CIRCUM.	ROLLING CIRCUM. INDEX	BAR HEIGHT 32NDS	BAR HEIGHT INCHES	FLAT PLATE	MAX. LOAD & INFL. (LBS @ PSI)
TUBELESS														
480/70R28	004090	140	D	253	15.00	19.0	56.5	25.5	171	41	58	1.81	-	5520 @ 23
520/70R34	003516	148	D	335	16.00	20.3	64.6	29.0	195	44	63	1.97	-	6945 @ 23
520/70R38	379919	150	D	374	16.00	20.7	69.1	31.2	209	45	61	1.91	310	7400 @ 23
580/70R38	002063	155	D	460	18.00	22.9	72.2	32.4	218	46	68	2.13	-	8550 @ 23
580/70R42	006558	158	D	487	18.00	22.7	74.8	33.7	227	-	68	2.13	-	9350 @ 23

See General Farm Tire Information, Approved Rim Contours (pages 227-231) for a listing of approved rim contours by tire size.

PERFORMER 65 — R-1W

40 MPH rated.

Delivers a **smooth ride** with a flexible sidewall.

Helps **improve traction** through its dual-angle tread design.

					TIRE DIMENSIONS (IN.)								CONTACT AREA (SQ. IN.)	
		LI		LBS										ML
TIRE SIZE	MATERIAL NUMBER	LOAD INDEX	SPEED SYMBOL RATING	WEIGHT	DESIGN RIM WIDTH	OVERALL WIDTH	OVERALL DIA.	STATIC LOADED RADIUS	ROLLING CIRCUM.	ROLLING CIRCUM. INDEX	BAR HEIGHT 32NDS	BAR HEIGHT INCHES	FLAT PLATE	MAX. LOAD & INFL. (LBS @ PSI)
TUBELESS														
480/65R28	003014	136	D	204	15.00	19.1	53.4	24.1	161	41	50	1.56	-	4940 @ 23
540/65R34	000546	152	D	305	16.00	20.9	62.4	28.0	183	43	69	2.16	315	7850 @ 35

See General Farm Tire Information, Approved Rim Contours (pages 227-231) for a listing of approved rim contours by tire size.

RADIAL ALL TRACTION 23° — R-1

With Firestone's innovative 23° tread design, more of the bar grips the surface, making it ideal for farmers looking for **increased traction while more efficiently transferring horsepower to the ground, saving both time and fuel**.[1]

Offering a wide selection of tires available with AD2 technology — delivering **more traction, a better ride and reduced compaction**.

					TIRE DIMENSIONS (IN.)								CONTACT AREA (SQ. IN.)	
		LI		LBS									ML	
TIRE SIZE	MATERIAL NUMBER	LOAD INDEX	SPEED SYMBOL RATING	WEIGHT	DESIGN RIM WIDTH	OVERALL WIDTH	OVERALL DIA.	STATIC LOADED RADIUS	ROLLING CIRCUM.	ROLLING CIRCUM. INDEX	BAR HEIGHT 32NDS	BAR HEIGHT INCHES	FLAT PLATE	MAX. LOAD & INFL. (LBS @ PSI)
TUBELESS														
520/85R38	362375	155	B	431	18.00	21.2	72.2	32.0	214	46	52	1.63	390	8550 @ 23
480/80R42	362324	151	B	402	16.00	18.8	73.0	32.8	218	46	50	1.56	350	7600 @ 23
480/80R42	364092	154	B	399	16.00	18.8	73.0	32.8	218	46	50	1.56	350	8250 @ 29
14.9R46	343323	145	B	310	13.00	15.0	71.8	33.1	220	46	47	1.47	240	6400 @ 36
420/80R46	352829	151	B	370	13.00	16.3	73.2	33.7	220	46	49	1.53	300	7600 @ 35

See General Farm Tire Information, Approved Rim Contours (pages 227-231) for a listing of approved rim contours by tire size.

[1]Compared to 45° tread pattern design.

RADIAL ALL TRACTION FWD — R-1

Designed specifically for MFWD tractors, this radial's multi-angle bar design **helps improve traction** with a lower angle at the shoulder area and **delivers long wear** with a higher angle at the nose.

					TIRE DIMENSIONS (IN.)								CONTACT AREA (SQ. IN.)	
		LI		LBS									ML	
TIRE SIZE	MATERIAL NUMBER	LOAD INDEX	SPEED SYMBOL RATING	WEIGHT	DESIGN RIM WIDTH	OVERALL WIDTH	OVERALL DIA.	STATIC LOADED RADIUS	ROLLING CIRCUM.	ROLLING CIRCUM. INDEX	BAR HEIGHT 32NDS	BAR HEIGHT INCHES	FLAT PLATE	MAX. LOAD & INFL. (LBS @ PSI)
TUBELESS														
420/85R26	362528	138	B	241	15.00	17.3	54.5	24.6	161	40	49	1.53	220	5200 @ 23
420/85R28	362579	139	B	251	15.00	17.3	56.5	25.6	167	41	49	1.53	230	5360 @ 23
380/85R30	362596	135	B	209	13.00	15.3	55.8	25.5	167	41	47	1.47	190	4800 @ 23
380/85R34	372286	137	B	235	13.00	15.4	59.8	27.3	179	42	47	1.47	210	5080 @ 23

See General Farm Tire Information, Approved Rim Contours (pages 227-231) for a listing of approved rim contours by tire size.

RADIAL 23° — R-1

High-angle stabilizer belts determine the size and shape of the footprint, and an open-center tread **aids in maximizing traction** and **enhances cleanability**.

With Firestone's innovative 23° tread design, more bars grip the surface, making it ideal for farmers looking for **increased traction while more efficiently transferring horsepower to the ground, saving both time and fuel**.[1]

					TIRE DIMENSIONS (IN.)								CONTACT AREA (SQ. IN.)	
		LI		LBS									ML	
TIRE SIZE	MATERIAL NUMBER	LOAD INDEX	SPEED SYMBOL RATING	WEIGHT	DESIGN RIM WIDTH	OVERALL WIDTH	OVERALL DIA.	STATIC LOADED RADIUS	ROLLING CIRCUM.	ROLLING CIRCUM. INDEX	BAR HEIGHT 32NDS	BAR HEIGHT INCHES	FLAT PLATE	MAX. LOAD & INFL. (LBS @ PSI)
TUBELESS														
20.8R38	362204	153	B	403	18.00	21.2	72.2	32.1	214	46	50	1.56	375	8050 @ 24
18.4R42	362212	153	B	363	16.00	18.8	73.1	32.8	218	46	49	1.53	335	8050 @ 30
20.8R42	355399	155	B	425	18.00	21.2	76.2	34.0	228	47	50	1.56	400	8550 @ 24

See General Farm Tire Information, Approved Rim Contours (pages 227-231) for a listing of approved rim contours by tire size.

[1]Compared to 45° tread pattern design.

RADIAL CHAMPION SPADE GRIP — R-2

Curved bar design helps **improve cleanability**.

Deep tread gives **better traction in wet to muddy soils**.

Developed with tread and sidewall rubber compounds to help **fight off weather cracking and ozone degradation**.

A Firestone radial that offers **longer life, better traction and improved fuel economy** over standard bias tires.

					TIRE DIMENSIONS (IN.)							CONTACT AREA (SQ. IN.)	
		LI		LBS									ML
TIRE SIZE	MATERIAL NUMBER	LOAD INDEX	SPEED SYMBOL RATING	WEIGHT	DESIGN RIM WIDTH	OVERALL WIDTH	OVERALL DIA.	STATIC LOADED RADIUS	ROLLING CIRCUM.	BAR HEIGHT 32NDS	BAR HEIGHT INCHES	FLAT PLATE	MAX. LOAD & INFL. (LBS @ PSI)
TUBELESS													
16.9R28	352527	136	A8	296	15.00	17.1	58.2	26.1	172	94	2.94	220	4940 @ 24
20.8R38	353167	153	A8	568	18.00	21.0	73.2	32.7	216	105	3.28	350	8050 @ 24
320/90R46	363004	148	A8	271	10.00	12.4	69.2	32.4	208	82	2.56	160	6950 @ 52

See General Farm Tire Information, Approved Rim Contours (pages 227-231) for a listing of approved rim contours by tire size.

SUPER ALL TRACTION 23° — R-1

With Firestone's innovative 23° tread design, more of the bar grips the surface, making it ideal for farmers looking for **increased traction while also maintaining horsepower, saving both time and fuel**.[1]

An open-center tread improves **cleanability**, with lugs positioned and designed to **resist vibration**.

Sidewall rubber compounds are engineered to be both flexible and tough to offer a **great ride and long wear**.

					TIRE DIMENSIONS (IN.)							CONTACT AREA (SQ. IN.)	
TIRE SIZE	MATERIAL NUMBER	PLY RATING	SPEED SYMBOL RATING	WEIGHT	DESIGN RIM WIDTH	OVERALL WIDTH	OVERALL DIA.	STATIC LOADED RADIUS	ROLLING CIRCUM.	BAR HEIGHT 32NDS	BAR HEIGHT INCHES	FLAT PLATE	MAX. LOAD & INFL. (LBS @ PSI)
TUBELESS													
20.8-38	343609	8	A8	317	18.00	22.0	72.1	32.4	212	52	1.63	380	6150 @ 18
20.8-38	343633	10	A8	333	18.00	22.0	72.1	32.4	212	51	1.59	380	6950 @ 22

See General Farm Tire Information, Approved Rim Contours (pages 227-231) for a listing of approved rim contours by tire size.

[1]Compared to 45° tread pattern design.

SUPER ALL TRACTION FWD — R-1

Designed specifically for front positions of MFWD tractors, delivering a **smooth ride with less vibration**.

Engineered with a multi-angle bar design, including a lower angle at the shoulder to **help improve traction**.

Delivers long wear with a higher angle at the nose.

					TIRE DIMENSIONS (IN.)							CONTACT AREA (SQ. IN.)	
TIRE SIZE	MATERIAL NUMBER	PLY RATING	SPEED SYMBOL RATING	WEIGHT	DESIGN RIM WIDTH	OVERALL WIDTH	OVERALL DIA.	STATIC LOADED RADIUS	ROLLING CIRCUM.	BAR HEIGHT 32NDS	BAR HEIGHT INCHES	FLAT PLATE	MAX. LOAD & INFL. (LBS @ PSI)
TUBELESS													
16.9-26	343900	10	A8	219	15.00	17.3	54.8	24.6	161	49	1.53	220	4540 @ 28
18.4-26	343846	6	A8	220	16.00	18.8	57.6	25.9	169	50	1.56	250	3960 @ 16
16.9-28	343943	10	A8	230	15.00	17.3	56.4	25.9	167	49	1.53	225	4680 @ 28
14.9-30	343951	10	A8	198	13.00	15.2	56.1	25.8	167	47	1.47	185	4300 @ 32

See General Farm Tire Information, Approved Rim Contours (pages 227-231) for a listing of approved rim contours by tire size.

SUPER ALL TRACTION II 23° — R-1

A bias tire with a tread design ideal for **maximum traction and improved ride**.

With Firestone's innovative 23° tread design, more of the bar grips the surface, making it ideal for farmers looking for **increased traction while more efficiently transferring horsepower to the ground, saving both time and fuel**.[1]

					TIRE DIMENSIONS (IN.)							CONTACT AREA (SQ. IN.)	
TIRE SIZE	MATERIAL NUMBER	PLY RATING	SPEED SYMBOL RATING	WEIGHT	DESIGN RIM WIDTH	OVERALL WIDTH	OVERALL DIA.	STATIC LOADED RADIUS	ROLLING CIRCUM.	BAR HEIGHT 32NDS	BAR HEIGHT INCHES	FLAT PLATE	MAX. LOAD & INFL. (LBS @ PSI)
TUBELESS													
20.8-38	367237	8	A8	313	18.00	20.8	72.2	32.7	214	52	1.63	374	6150 @ 18

See General Farm Tire Information, Approved Rim Contours (pages 227-231) for a listing of approved rim contours by tire size.

[1]Compared to 45° tread pattern design.

CHAMPION SPADE GRIP — R-2

Curved bar design helps **improve cleanability**.

Buttressed tie bars and a bolstered nose combine with a tough tread rubber compound to help provide **long wear performance**.

The tread rubber compound **resists weather cracking and checking**, and, in combination with the sidewall rubber compound, **fights off acid and ozone**.

					TIRE DIMENSIONS (IN.)							CONTACT AREA (SQ. IN.)	
				LBS									ML
TIRE SIZE	MATERIAL NUMBER	PLY RATING	SPEED SYMBOL RATING	WEIGHT	DESIGN RIM WIDTH	OVERALL WIDTH	OVERALL DIA.	STATIC LOADED RADIUS	ROLLING CIRCUM.	BAR HEIGHT 32NDS	BAR HEIGHT INCHES	FLAT PLATE	MAX. LOAD & INFL. (LBS @ PSI)
TUBE TYPE													
20.8-38	311529	10	A8	456	18.00	20.9	73.0	33.4	212	105	3.28	325	6950 @ 22
TUBELESS													
20.8-38	351970	14	A8	517	18.00	20.9	73.0	33.4	212	105	3.28	325	8550 @ 32

See General Farm Tire Information, Approved Rim Contours (pages 227-231) for a listing of approved rim contours by tire size.

TRACTOR
MEDIUM

RADIAL DEEP TREAD 23° — R-1W

With Firestone's innovative 23° tread design, more of the bar grips the surface, making it ideal for farmers looking for **increased traction while more efficiently transferring horsepower to the ground, saving both time and fuel**.[1]

Offering a wide selection of tires available with AD2 technology — delivering **more traction, a better ride and reduced compaction**.

Designed with R-1W tread depth that's approximately 25% deeper in the center compared with standard R-1 tread, **offering traction in a variety of soil conditions**.

					TIRE DIMENSIONS (IN.)								CONTACT AREA (SQ. IN.)	
		LI		LBS									ML	
TIRE SIZE	MATERIAL NUMBER	LOAD INDEX	SPEED SYMBOL RATING	WEIGHT	DESIGN RIM WIDTH	OVERALL WIDTH	OVERALL DIA.	STATIC LOADED RADIUS	ROLLING CIRCUM.	ROLLING CIRCUM. INDEX	BAR HEIGHT 32NDS	BAR HEIGHT INCHES	FLAT PLATE	MAX. LOAD & INFL. (LBS @ PSI)
TUBELESS														
480/80R38	362749	149	B	405	15.00	18.9	69.1	31.4	206	45	63	1.97	350	7150 @ 23

See General Farm Tire Information, Approved Rim Contours (pages 227-231) for a listing of approved rim contours by tire size.

[1]Compared to 45° tread pattern design.

RADIAL ALL TRACTION DT — R-1W

Designed with R-1W tread depth that's approximately 25% deeper in the center compared with standard R-1 tread, **offering traction in a variety of soil conditions**.

IF- and VF-designated tires feature AD2 technology, which helps farmers carry heavier loads at the same pressure as standard tires, or the same loads at reduced inflation pressure. This leads to **reduced fuel use and reduced soil compaction**.

					TIRE DIMENSIONS (IN.)								CONTACT AREA (SQ. IN.)	
		LI		LBS									ML	
TIRE SIZE	MATERIAL NUMBER	LOAD INDEX	SPEED SYMBOL RATING	WEIGHT	DESIGN RIM WIDTH	OVERALL WIDTH	OVERALL DIA.	STATIC LOADED RADIUS	ROLLING CIRCUM.	ROLLING CIRCUM. INDEX	BAR HEIGHT 32NDS	BAR HEIGHT INCHES	FLAT PLATE	MAX. LOAD & INFL. (LBS @ PSI)
TUBELESS														
320/85R24	362681	122	B	134	10.00	12.6	45.1	20.4	137	37	51	1.59	150	3300 @ 23
340/85R24	362698	125	B	156	11.00	13.5	47.0	21.2	143	38	53	1.66	165	3640 @ 23
380/85R24	362715	131	B	193	12.00	15.0	49.0	22.0	148	38	55	1.72	180	4300 @ 23

See General Farm Tire Information, Approved Rim Contours (pages 227-231) for a listing of approved rim contours by tire size.

RADIAL 9000 — R-1W

A vibration-resistant lug design contributes to a **smooth ride and improved wear**.

Designed with R-1W tread depth that's approximately 25% deeper in the center compared with standard R-1 tread, **offering traction in a variety of soil conditions**.

					TIRE DIMENSIONS (IN.)								CONTACT AREA (SQ. IN.)	
		LI		LBS									ML	
TIRE SIZE	MATERIAL NUMBER	LOAD INDEX	SPEED SYMBOL RATING	WEIGHT	DESIGN RIM WIDTH	OVERALL WIDTH	OVERALL DIA.	STATIC LOADED RADIUS	ROLLING CIRCUM.	ROLLING CIRCUM. INDEX	BAR HEIGHT 32NDS	BAR HEIGHT INCHES	FLAT PLATE	MAX. LOAD & INFL. (LBS @ PSI)
TUBELESS														
480/65R24	365673	140	B	220	15.00	18.7	49.6	22.2	148	38	51	1.59	230	5520 @ 35
540/65R24	359165	140	B	277	16.00	20.5	52.5	23.3	157	40	55	1.72	280	5520 @ 23
290/95R34	359211	131	B	185	9.00	11.7	55.8	25.9	168	41	49	1.53	155	4300 @ 35
230/95R48	356263	134	B	189	7.00	9.0	65.2	30.8	197	44	49	1.53	125	4680 @ 52

See General Farm Tire Information, Approved Rim Contours (pages 227-231) for a listing of approved rim contours by tire size.

RADIAL 8000 UTILITY — R1-W

The lug and tread design contributes to **traction performance in the field and handling on the road**.

Engineered with damping characteristics that lead to a **comfortable ride without vibration and road noise**.

Manufactured with tread compounds for **durability**.

The tread design offers even distribution, leading to **uniform wear, which helps contribute to a longer life**.

					TIRE DIMENSIONS (IN.)								
		LI		LBS									ML
TIRE SIZE	MATERIAL NUMBER	LOAD INDEX	SPEED SYMBOL RATING	WEIGHT	DESIGN RIM WIDTH	OVERALL WIDTH	OVERALL DIA.	STATIC LOADED RADIUS	ROLLING CIRCUM.	ROLLING CIRCUM. INDEX	BAR HEIGHT 32NDS	BAR HEIGHT INCHES	MAX. LOAD & INFL. (LBS @ PSI)
TUBELESS													
480/80R34	002106	156	A8	225	13.00	15.9	50.2	22.5	151	-	45	1.41	8800 @ 58

See General Farm Tire Information, Approved Rim Contours (pages 227-231) for a listing of approved rim contours by tire size.

PERFORMER 95 — R-1W

Offers a dual-angle lug design that **contributes to an increase in lug traction**.

Features an increased crown radius that results in a larger footprint, leading to **less soil compaction and more uniform tread wear**.

					TIRE DIMENSIONS (IN.)								
TIRE SIZE	MATERIAL NUMBER	LOAD INDEX	SPEED SYMBOL RATING	WEIGHT	DESIGN RIM WIDTH	OVERALL WIDTH	OVERALL DIA.	STATIC LOADED RADIUS	ROLLING CIRCUM.	ROLLING CIRCUM. INDEX	BAR HEIGHT 32NDS	BAR HEIGHT INCHES	MAX. LOAD & INFL. (LBS @ PSI)
					TUBELESS								
230/85R48	006361	136	D	153	8.00	9.4	65.2	30.9	201	44	35	1.09	4940 @ 58

See General Farm Tire Information, Approved Rim Contours (pages 227-231) for a listing of approved rim contours by tire size.

PERFORMER 85 — R-1W

Offers a dual-angle lug design that contributes to an **increase in lug traction**.

Features an increased crown radius that creates a larger footprint, leading to **less soil compaction and uniform tread wear**.

					TIRE DIMENSIONS (IN.)								CONTACT AREA (SQ. IN.)	
TIRE SIZE	MATERIAL NUMBER	LOAD INDEX	SPEED SYMBOL RATING	WEIGHT	DESIGN RIM WIDTH	OVERALL WIDTH	OVERALL DIA.	STATIC LOADED RADIUS	ROLLING CIRCUM.	ROLLING CIRCUM. INDEX	BAR HEIGHT 32NDS	BAR HEIGHT INCHES	FLAT PLATE	MAX. LOAD & INFL. (LBS @ PSI)
TUBELESS														
280/85R24	000565	115	D	99	10.00	11.5	42.8	19.3	129	36	42	1.31	-	2680 @ 23
320/85R24	000566	122	D	113	11.00	12.9	45.6	20.3	137	37	45	1.41	150	3300 @ 23
340/85R24	000567	125	D	131	12.00	14.1	47.0	21.2	142	38	50	1.56	165	3640 @ 23
380/85R24	000549	131	D	156	13.00	15.4	49.4	22.2	149	38	54	1.69	-	4515 @ 23
420/85R24	000599	137	D	199	15.00	17.2	52.1	23.4	157	40	55	1.72	-	5320 @ 23
320/85R28	000588	124	D	122	10.00	13.0	49.4	22.2	150	38	48	1.50	-	3700 @ 23
340/85R28	000550	127	D	142	12.00	13.9	51.2	23.0	154	39	52	1.63	-	4055 @ 23
380/85R28	000589	133	D	175	13.00	15.6	53.5	24.1	162	40	52	1.63	-	4770 @ 23
420/85R30	000568	140	D	249	15.00	17.2	58.1	26.2	175	42	55	1.72	-	5520 @ 23
460/85R30	000569	145	D	298	16.00	18.7	60.8	27.3	183	42	63	1.97	-	6400 @ 23
420/85R34	004241	142	D	254	15.00	17.8	61.7	27.7	187	43	57	1.78	-	5480 @ 23
460/85R34	000586	147	D	295	16.00	18.7	64.8	29.2	196	44	63	1.97	-	7120 @ 23
420/85R38	000598	144	D	277	15.00	17.2	66.1	29.8	199	44	62	1.94	255	6480 @ 23
460/85R38	000587	149	D	323	16.00	19.3	69.3	31.2	210	45	63	1.97	-	7525 @ 23

See General Farm Tire Information, Approved Rim Contours (pages 227-231) for a listing of approved rim contours by tire size.

PERFORMER 70 — R-1W

40 MPH rated.

Delivers a **smooth ride** with a flexible sidewall.

Helps **improve traction** through its dual-angle tread design.

					TIRE DIMENSIONS (IN.)								CONTACT AREA (SQ. IN.)	
		LI		LBS									ML	
TIRE SIZE	MATERIAL NUMBER	LOAD INDEX	SPEED SYMBOL RATING	WEIGHT	DESIGN RIM WIDTH	OVERALL WIDTH	OVERALL DIA.	STATIC LOADED RADIUS	ROLLING CIRCUM.	ROLLING CIRCUM. INDEX	BAR HEIGHT 32NDS	BAR HEIGHT INCHES	FLAT PLATE	MAX. LOAD & INFL. (LBS @ PSI)
TUBELESS														
380/70R24	379341	125	D	153	12.00	15.4	46.9	21.0	141	37	50	1.56	-	3640 @ 23
420/70R24	379188	130	D	172	13.00	16.9	48.8	21.9	148	38	52	1.63	165	4180 @ 23
480/70R24	381551	138	D	233	15.00	18.9	51.8	23.3	156	39	59	1.84	-	5200 @ 23
360/70R28	382180	125	D	149	11.00	14.1	49.3	22.1	149	38	50	1.56	-	3640 @ 23
380/70R28	000627	127	D	160	12.00	14.9	50.9	23.0	160	40	50	1.56	-	3640 @ 23
420/70R28	004088	133	D	191	13.00	16.7	52.7	23.7	160	40	42	1.31	-	4540 @ 23
480/70R30	002062	141	D	273	15.00	18.9	58.2	26.2	176	42	60	1.88	-	5680 @ 23
480/70R34	379324	143	D	299	15.00	18.9	62.2	28.1	188	43	60	1.88	310	6000 @ 23
480/70R38	379358	145	D	327	15.00	18.9	66.2	29.8	200	44	60	1.88	-	6400 @ 23

See General Farm Tire Information, Approved Rim Contours (pages 227-231) for a listing of approved rim contours by tire size.

PERFORMER 65 — R-1W

40 MPH rated.

Delivers a **smooth ride** with a flexible sidewall.

Helps **improve traction** through its dual-angle tread design.

					TIRE DIMENSIONS (IN.)								CONTACT AREA (SQ. IN.)	
		LI		LBS									ML	
TIRE SIZE	MATERIAL NUMBER	LOAD INDEX	SPEED SYMBOL RATING	WEIGHT	DESIGN RIM WIDTH	OVERALL WIDTH	OVERALL DIA.	STATIC LOADED RADIUS	ROLLING CIRCUM.	ROLLING CIRCUM. INDEX	BAR HEIGHT 32NDS	BAR HEIGHT INCHES	FLAT PLATE	MAX. LOAD & INFL. (LBS @ PSI)
TUBELESS														
540/65R28	003329	142	D	252	16.00	21.1	56.7	25.4	168	41	55	1.72	-	5840 @ 23

See General Farm Tire Information, Approved Rim Contours (pages 227-231) for a listing of approved rim contours by tire size.

RADIAL ALL TRACTION 23° — R-1

With Firestone's innovative 23° tread design, more of the bar grips the surface, making it ideal for farmers looking for **increased traction while more efficiently transferring horsepower to the ground, saving both time and fuel**.[1]

Offering a wide selection of tires available with AD2 technology — delivering **more traction, a better ride and reduced compaction**.

					TIRE DIMENSIONS (IN.)								CONTACT AREA (SQ. IN.)	
		LI		LBS									ML	
TIRE SIZE	MATERIAL NUMBER	LOAD INDEX	SPEED SYMBOL RATING	WEIGHT	DESIGN RIM WIDTH	OVERALL WIDTH	OVERALL DIA.	STATIC LOADED RADIUS	ROLLING CIRCUM.	ROLLING CIRCUM. INDEX	BAR HEIGHT 32NDS	BAR HEIGHT INCHES	FLAT PLATE	MAX. LOAD & INFL. (LBS @ PSI)
TUBELESS														
480/85R34	362392	149	B	339	16.00	18.8	65.4	28.8	194	44	50	1.56	320	7150 @ 23
23.1R34	352969	151	B	493	20.00	23.1	71.2	31.1	210	45	52	1.63	425	7600 @ 18
420/85R38	379120	144	B	286	15.00	17.2	66.5	29.9	198	44	49	1.53	255	6150 @ 23
480/80R38	362341	149	B	361	16.00	18.8	69.1	30.8	206	45	50	1.56	340	7150 @ 23

See General Farm Tire Information, Approved Rim Contours (pages 227-231) for a listing of approved rim contours by tire size.

[1]Compared to 45° tread pattern design.

RADIAL 23° — R-1

High-angle stabilizer belts determine the size and shape of the footprint, and an open-center tread **aids in maximizing traction** and **enhances cleanability**.

With Firestone's innovative 23° tread design, more of the bar grips the surface, making it ideal for farmers looking for **increased traction while more efficiently transferring horsepower to the ground, saving both time and fuel**.[1]

					TIRE DIMENSIONS (IN.)								CONTACT AREA (SQ. IN.)	
		LI		LBS										ML
TIRE SIZE	MATERIAL NUMBER	LOAD INDEX	SPEED SYMBOL RATING	WEIGHT	DESIGN RIM WIDTH	OVERALL WIDTH	OVERALL DIA.	STATIC LOADED RADIUS	ROLLING CIRCUM.	ROLLING CIRCUM. INDEX	BAR HEIGHT 32NDS	BAR HEIGHT INCHES	FLAT PLATE	MAX. LOAD & INFL. (LBS @ PSI)
TUBELESS														
18.4R34	354740	139	B	306	16.00	18.8	65.1	28.8	194	44	49	1.53	305	5360 @ 18
15.5R38	354767	125	B	233	14.00	15.8	61.8	28.2	184	43	45	1.41	210	3640 @ 18
18.4R38	359823	146	B	332	16.00	18.8	69.1	30.8	206	45	49	1.53	325	6600 @ 24

See General Farm Tire Information, Approved Rim Contours (pages 227-231) for a listing of approved rim contours by tire size.

[1]Compared to 45° tread pattern design.

RADIAL ALL TRACTION FWD — R-1

Designed specifically for MFWD tractors, this radial's multi-angle bar design **helps improve traction** with a lower angle at the shoulder area and **delivers long wear** with a higher angle at the nose.

					TIRE DIMENSIONS (IN.)								CONTACT AREA (SQ. IN.)	
		LI		LBS									ML	
TIRE SIZE	MATERIAL NUMBER	LOAD INDEX	SPEED SYMBOL RATING	WEIGHT	DESIGN RIM WIDTH	OVERALL WIDTH	OVERALL DIA.	STATIC LOADED RADIUS	ROLLING CIRCUM.	ROLLING CIRCUM. INDEX	BAR HEIGHT 32NDS	BAR HEIGHT INCHES	FLAT PLATE	MAX. LOAD & INFL. (LBS @ PSI)
TUBELESS														
16.9R24	340405	134	B	232	15.00	17.3	52.5	23.6	154	39	49	1.53	215	4680 @ 24
14.9R26	340456	132	B	197	13.00	15.3	51.8	23.5	154	39	47	1.47	175	4400 @ 30
340/85R28	362545	127	B	185	12.00	13.9	51.6	23.6	154	39	46	1.44	150	3860 @ 23
380/85R28	362562	133	B	206	13.00	15.3	53.8	24.5	161	40	47	1.47	180	4540 @ 23

See General Farm Tire Information, Approved Rim Contours (pages 227-231) for a listing of approved rim contours by tire size.

RADIAL CHAMPION SPADE GRIP — R-2

Curved bar design helps to **improve cleanability**.

Deep tread gives **better traction in wet to muddy soils**.

Developed with a special tread and sidewall rubber compounds to help **fight off weather cracking and ozone degradation**.

A Firestone radial that offers **longer life, better traction and improved fuel economy** over standard bias tires.

					TIRE DIMENSIONS (IN.)							CONTACT AREA (SQ. IN.)	
TIRE SIZE	MATERIAL NUMBER	LOAD INDEX	SPEED SYMBOL RATING	WEIGHT	DESIGN RIM WIDTH	OVERALL WIDTH	OVERALL DIA.	STATIC LOADED RADIUS	ROLLING CIRCUM.	BAR HEIGHT 32NDS	BAR HEIGHT INCHES	FLAT PLATE	MAX. LOAD & INFL. (LBS @ PSI)
TUBELESS													
18.4R38	353140	146	A8	434	16.00	18.4	69.9	31.6	208	100	3.13	290	6600 @ 24

See General Farm Tire Information, Approved Rim Contours (pages 227-231) for a listing of approved rim contours by tire size.

SUPER ALL TRACTION 23° — R-1

With Firestone's innovative 23° tread design, more of the bar grips the surface, making it ideal for farmers looking for **increased traction while also maintaining horsepower, saving both time and fuel**.[1]

An open-center tread improves **cleanability**, with lugs positioned and designed to **resist vibration**.

Sidewall rubber compounds are engineered to be both flexible and tough to offer a **great ride and long wear**.

					TIRE DIMENSIONS (IN.)							CONTACT AREA (SQ. IN.)	
				LBS									ML
TIRE SIZE	MATERIAL NUMBER	PLY RATING	SPEED SYMBOL RATING	WEIGHT	DESIGN RIM WIDTH	OVERALL WIDTH	OVERALL DIA.	STATIC LOADED RADIUS	ROLLING CIRCUM.	BAR HEIGHT 32NDS	BAR HEIGHT INCHES	FLAT PLATE	MAX. LOAD & INFL. (LBS @ PSI)
TUBE TYPE													
18.4-34	343560	8	A8	226	16.00	19.3	65.4	29.1	190	50	1.56	300	5080 @ 20
20.8-34	343579	8	A8	278	18.00	22.0	68.6	31.1	203	52	1.63	350	5840 @ 18
16.9-38	343587	8	A8	218	15.00	17.3	66.8	30.6	199	49	1.53	255	4940 @ 24
18.4-38	343595	8	A8	245	16.00	19.3	69.1	30.9	206	50	1.56	320	5360 @ 20
TUBELESS													
23.1-34	344109	8	A8	369	20.00	23.8	71.6	31.9	210	53	1.66	420	6400 @ 16
12.4-38	355577	14	A8	207	11.00	12.4	59.6	26.8	180	45	1.41	145	4770 @ 56

See General Farm Tire Information, Approved Rim Contours (pages 227-231) for a listing of approved rim contours by tire size.

[1]Compared to 45° tread pattern design.

SUPER ALL TRACTION FWD — R-1

Designed specifically for front positions of MFWD tractors, delivering a **smooth ride with less vibration**.

Engineered with a multi-angle bar design, including a lower angle at the shoulder to **help improve traction**.

Delivers long wear with a higher angle at the nose.

					TIRE DIMENSIONS (IN.)							CONTACT AREA (SQ. IN.)	
TIRE SIZE	MATERIAL NUMBER	PLY RATING	SPEED SYMBOL RATING	WEIGHT	DESIGN RIM WIDTH	OVERALL WIDTH	OVERALL DIA.	STATIC LOADED RADIUS	ROLLING CIRCUM.	BAR HEIGHT 32NDS	BAR HEIGHT INCHES	FLAT PLATE	MAX. LOAD & INFL. (LBS @ PSI)
TUBELESS													
14.9-26	343897	10	A8	172	13.00	14.8	52.4	23.5	154	48	1.50	170	4080 @ 32
13.6-28	343927	10	A8	161	12.00	14.2	51.7	23.7	154	47	1.47	145	3740 @ 36
14.9-28	343935	10	A8	184	13.00	15.2	54.6	24.9	161	48	1.50	175	4180 @ 32

See General Farm Tire Information, Approved Rim Contours (pages 227-231) for a listing of approved rim contours by tire size.

SUPER ALL TRACTION II 23° — R-1

A bias tire with a tread design ideal for **maximum traction and improved ride**.

With Firestone's innovative 23° tread design, more of the bar grips the surface, making it ideal for farmers looking for **increased traction while more efficiently transferring horsepower to the ground, saving both time and fuel**.[1]

					TIRE DIMENSIONS (IN.)							CONTACT AREA (SQ. IN.)	
TIRE SIZE	MATERIAL NUMBER	PLY RATING	SPEED SYMBOL RATING	WEIGHT	DESIGN RIM WIDTH	OVERALL WIDTH	OVERALL DIA.	STATIC LOADED RADIUS	ROLLING CIRCUM.	BAR HEIGHT 32NDS	BAR HEIGHT INCHES	FLAT PLATE	MAX. LOAD & INFL. (LBS @ PSI)
TUBELESS													
9.5-24	371351	6	A8	66	8.00	9.5	41.2	18.9	123	40	1.25	84	1870 @ 30
11.2-24	365163	4	A8	84	10.00	11.2	43.4	19.8	128	41	1.28	103	1650 @ 18
11.2-24	365180	8	A8	87	10.00	11.2	43.4	19.8	128	41	1.28	103	2540 @ 36
12.4-24	365299	4	A8	98	11.00	12.4	45.6	20.6	135	43	1.34	123	1870 @ 16
12.4-24	372541	8	A8	102	11.00	12.4	45.6	20.6	135	43	1.34	123	2830 @ 32
13.6-24	372575	8	A8	119	12.00	13.6	47.6	21.5	140	43	1.34	141	3080 @ 28
14.9-24	365061	6	A8	128	13.00	15.2	49.8	22.9	148	44	1.38	173	3000 @ 20
14.9-24	373238	8	A8	121	13.00	15.2	49.8	22.9	148	46	1.44	173	3520 @ 26
12.4-28	365452	6	A8	95	11.00	12.4	49.6	22.6	147	43	1.34	131	2540 @ 24
13.6-28	365265	6	A8	116	12.00	13.6	51.6	23.4	153	44	1.38	153	2830 @ 22
14.9-28	365078	6	A8	129	13.00	14.9	53.8	24.3	159	44	1.38	183	3200 @ 20
16.9-28	365469	6	A8	148	15.00	16.9	56.5	25.4	167	47	1.47	221	3640 @ 18
16.9-30	365282	6	A8	176	15.00	16.9	58.5	26.4	173	47	1.47	228	3740 @ 18
18.4-30	372626	8	A8	199	16.00	18.4	61.1	27.4	181	49	1.53	275	4800 @ 20
18.4-34	372592	8	A8	234	16.00	18.4	65.1	29.4	193	49	1.53	291	5080 @ 20
15.5-38	372524	8	A8	172	14.00	15.5	61.8	28.5	183	44	1.38	200	4080 @ 26
18.4-38	372507	8	A8	257	16.00	18.4	69.1	31.4	205	50	1.56	307	5360 @ 20

See General Farm Tire Information, Approved Rim Contours (pages 227-231) for a listing of approved rim contours by tire size.

[1]Compared to 45° tread pattern design.

TRACTION FIELD AND ROAD — R-1

Dual rubber compounds — flexible sidewall and tough tread compounds — help deliver **a smooth ride and long wear**, plus help in **resisting weather cracking**.

With Firestone's innovative 23° tread design, more of the bar grips the surface, making it ideal for farmers looking for **increased traction while more efficiently transferring horsepower to the ground, saving both time and fuel**.[1]

					TIRE DIMENSIONS (IN.)							CONTACT AREA (SQ. IN.)	
TIRE SIZE	MATERIAL NUMBER	PLY RATING	SPEED SYMBOL RATING	WEIGHT	DESIGN RIM WIDTH	OVERALL WIDTH	OVERALL DIA.	STATIC LOADED RADIUS	ROLLING CIRCUM.	BAR HEIGHT 32NDS	BAR HEIGHT INCHES	FLAT PLATE	MAX. LOAD & INFL. (LBS @ PSI)
TUBE TYPE													
14.9-26	345288	6	A8	122	13.00	14.9	52.0	23.5	153	48	1.50	166	3080 @ 20
16.9-26	355119	6	A8	156	15.00	16.9	54.0	24.2	160	48	1.50	206	3520 @ 18
18.4-28	338494	6	A8	185	16.00	18.4	59.4	26.7	176	50	1.56	250	4080 @ 16
23.1-30	338613	8	A8	330	20.00	23.1	67.4	29.8	197	53	1.66	383	6000 @ 16
9.5-36	338443	4	A8	72	8.00	9.5	53.0	25.1	158	40	1.25	95	1760 @ 20
13.6-38	338036	4	A8	143	12.00	13.6	61.5	28.4	184	47	1.47	168	2540 @14
13.6-38	338087	6	A8	158	12.00	13.6	61.5	28.4	184	47	1.47	168	3300 @ 22
14.9-38	338516	6	A8	181	13.00	14.9	64.0	29.5	190	48	1.50	200	3740 @ 20
16.9-38	338141	6	A8	196	15.00	16.9	66.3	30.4	198	49	1.53	252	4180 @ 18
9.5-42	338532	6	A8	90	8.00	9.5	59.0	28.1	176	45	1.41	100	2400 @ 30
TUBELESS													
8.3-24	351644	4	A8	47	7.00	8.3	38.9	18.1	117	38	1.19	63	1230 @ 22
12.4-24	357987	12	A8	112	11.00	12.4	45.8	20.8	135	45	1.41	119	3520 @ 48
16.9-24	359505	8	A8	157	15.00	16.9	52.4	23.8	155	49	1.53	196	4080 @ 24
13.6-28	361917	12	A8	134	12.00	13.6	51.5	23.6	153	47	1.47	145	4180 @ 42
12.4-42	355097	6	A8	136	9.00	11.6	63.1	29.8	188	45	1.41	160	3080 @ 24
12.4-42	358630	10	A8	149	9.00	11.6	63.1	29.8	188	45	1.41	160	4180 @ 40

See General Farm Tire Information, Approved Rim Contours (pages 227-231) for a listing of approved rim contours by tire size.

[1]Compared to 45° tread pattern design.

FIELD AND ROAD — R-1

With Firestone's innovative 23° tread design, more of the bar grips the surface, making it ideal for farmers looking for **increased traction while more efficiently transferring horsepower to the ground, saving both time and fuel**.[1]

Wear- and snag-resistant tread compounds and flexible sidewall rubber combine for a **great ride and long tire life**.

					TIRE DIMENSIONS (IN.)							CONTACT AREA (SQ. IN.)	
TIRE SIZE	MATERIAL NUMBER	PLY RATING	SPEED SYMBOL RATING	WEIGHT	DESIGN RIM WIDTH	OVERALL WIDTH	OVERALL DIA.	STATIC LOADED RADIUS	ROLLING CIRCUM.	BAR HEIGHT 32NDS	BAR HEIGHT INCHES	FLAT PLATE	MAX. LOAD & INFL. (LBS @ PSI)
TUBE TYPE													
11.2-28	304743	4	A8	71	10.00	11.2	47.0	21.6	142	37	1.16	100	1760 @ 18
11.2-28	361623	6	A8	70	10.00	11.2	47.0	21.6	142	37	1.16	100	2200 @ 26
9.5-32	304794	4	A8	62	8.00	9.5	48.9	22.7	147	36	1.13	90	1650 @ 20
11.2-36	304808	4	A8	93	10.00	11.2	55.0	25.6	166	37	1.16	115	2040 @ 18
12.4-36	304816	4	A8	104	11.00	12.4	57.0	26.2	172	39	1.22	135	2270 @ 16
13.6-36	304824	4	A8	112	12.00	13.6	59.1	27.9	179	41	1.28	160	2470 @ 14
12.4-38	304840	4	A8	119	11.00	12.4	59.0	27.2	178	39	1.22	140	2340 @ 16
12.4-38	304921	6	A8	122	11.00	12.4	59.0	27.2	178	39	1.22	140	2910 @ 24
12.4-38	354805	8	A8	123	11.00	12.4	59.0	27.2	178	39	1.22	140	3520 @ 32

See General Farm Tire Information, Approved Rim Contours (pages 227-231) for a listing of approved rim contours by tire size.

[1]Compared to 45° tread pattern design.

CHAMPION SPADE GRIP — R-2

Curved bar design helps to **improve cleanability**.

Buttressed tie bars and a bolstered nose combine with a tough tread rubber compound to help provide **long wear performance**.

The tread rubber compound **resists weather cracking and checking**, and, in combination with the sidewall rubber compound, **fights off acid and ozone**.

					TIRE DIMENSIONS (IN.)							CONTACT AREA (SQ. IN.)	
TIRE SIZE	MATERIAL NUMBER	PLY RATING	SPEED SYMBOL RATING	WEIGHT	DESIGN RIM WIDTH	OVERALL WIDTH	OVERALL DIA.	STATIC LOADED RADIUS	ROLLING CIRCUM.	BAR HEIGHT 32NDS	BAR HEIGHT INCHES	FLAT PLATE	MAX. LOAD & INFL. (LBS @ PSI)
TUBE TYPE													
23.1-30	311189	8	A8	429	20.00	23.1	69.6	31.5	203	109	3.41	360	6000 @ 16
18.4-34	311154	6	A8	307	16.00	18.4	65.8	29.7	195	100	3.13	255	4400 @ 16
15.5-38	311219	6	A8	240	14.00	15.5	64.9	29.8	195	86	2.69	175	3520 @ 20
18.4-38	311448	8	A8	366	16.00	18.4	69.8	31.7	205	100	3.13	260	5360 @ 20
TUBELESS													
14.9-24	359610	12	A8	221	13.00	14.8	51.9	22.8	150	90	2.81	145	4400 @ 38
16.9-26	326712	10	A8	239	15.00	17.3	56.6	25.1	166	94	2.94	195	4540 @ 28
18.4-30	358274	6	A8	281	16.00	18.4	61.8	27.7	178	100	3.13	250	4180 @ 16
18.4-30	342432	10	A8	300	16.00	18.4	61.8	27.7	178	100	3.13	250	5520 @ 26
13.6-38	379885	6	A8	210	12.00	13.6	63.0	29.8	189	86	2.69	135	3300 @ 22
13.6-46	000917	6	A8	252	12.00	13.3	70.4	33.2	214	86	2.69	171	3640 @ 22

See General Farm Tire Information, Approved Rim Contours (pages 227-231) for a listing of approved rim contours by tire size.

ALL NON-SKID TRACTOR — R-3

Delivers the **flotation** necessary for turf and other sensitive areas, **with little disturbance**.

A non-aggressive multi-block tread design **helps ensure forward, reverse and lateral traction**.

					TIRE DIMENSIONS (IN.)							CONTACT AREA (SQ. IN.)	
TIRE SIZE	MATERIAL NUMBER	PLY RATING	SPEED SYMBOL RATING	WEIGHT	DESIGN RIM WIDTH	OVERALL WIDTH	OVERALL DIA.	STATIC LOADED RADIUS	ROLLING CIRCUM.	BAR HEIGHT 32NDS	BAR HEIGHT INCHES	FLAT PLATE	MAX. LOAD & INFL. (LBS @ PSI)
TUBE TYPE													
9.5-24	306096	4	A8	40	8.00	9.5	39.8	18.5	119	14	0.44	75	1480 @ 20
13.6-28	306193	6	A8	104	12.00	13.6	51.5	23.4	153	24	0.75	140	2830 @ 22
TUBELESS													
8.3-24	351733	4	A8	47	7.00	8.3	38.8	18.0	116	18	0.56	60	1230 @ 22
18.4-26	315958	6	A8	186	16.00	19.0	56.0	25.6	167	29	0.91	235	3960 @ 16

See General Farm Tire Information, Approved Rim Contours (pages 227-231) for a listing of approved rim contours by tire size.

ALL TRACTION UTILITY — R-4

Built with special rubber compounds and a nylon-cord body for **impact resistance and long wear**.

The tread compound is designed for **long tire life on hard-surface roads**, and wide-buttressed lugs help improve **durability**.

					TIRE DIMENSIONS (IN.)							CONTACT AREA (SQ. IN.)	
TIRE SIZE	MATERIAL NUMBER	PLY RATING	SPEED SYMBOL RATING	WEIGHT	DESIGN RIM WIDTH	OVERALL WIDTH	OVERALL DIA.	STATIC LOADED RADIUS	ROLLING CIRCUM.	BAR HEIGHT 32NDS	BAR HEIGHT INCHES	FLAT PLATE	MAX. LOAD & INFL. (LBS @ PSI)
TUBELESS													
16.9-24	309281	8	A8	152	15.00	16.9	51.9	23.0	152	34	1.06	185	5840 @ 28

See General Farm Tire Information, Approved Rim Contours (pages 227-231) for a listing of approved rim contours by tire size.

TRACTOR

SMALL/COMPACT

RADIAL 4000 — R-1W

A reinforced sidewall helps provide **lateral stability**.

The flat tread contour and wide tread arc **minimize soil compaction and rutting**, and an optimized lug design and tread compound offer **uniform tread wear**.

A 60° lug angle at center and reinforced construction help provide **straight-driving stability and steering accuracy**.

						TIRE DIMENSIONS (IN.)								CONTACT AREA (SQ. IN.)	
		LI			LBS										ML
TIRE SIZE	MATERIAL NUMBER	LOAD INDEX	PLY RATING	SPEED SYMBOL RATING	WEIGHT	DESIGN RIM WIDTH	OVERALL WIDTH	OVERALL DIA.	STATIC LOADED RADIUS	ROLLING CIRCUM.	ROLLING CIRCUM. INDEX	BAR HEIGHT 32NDS	BAR HEIGHT INCHES	FLAT PLATE	MAX. LOAD & INFL. (LBS @ PSI)
TUBELESS															
280/70R18	365027	144	-	B	61	9.00	10.8	33.7	15.2	102	31	38	1.19	-	2600 @ 35

See General Farm Tire Information, Approved Rim Contours (pages 227-231) for a listing of approved rim contours by tire size.

SUPER ALL TRACTION II 23° — R-1

A bias tire with a tread design ideal for **maximum traction and improved ride**.

With Firestone's innovative 23° tread design, more of the bar grips the surface, making it ideal for farmers looking for **increased traction while more efficiently transferring horsepower to the ground, saving both time and fuel**.[1]

					TIRE DIMENSIONS (IN.)							CONTACT AREA (SQ. IN.)	
TIRE SIZE	MATERIAL NUMBER	PLY RATING	SPEED SYMBOL RATING	WEIGHT	DESIGN RIM WIDTH	OVERALL WIDTH	OVERALL DIA.	STATIC LOADED RADIUS	ROLLING CIRCUM.	BAR HEIGHT 32NDS	BAR HEIGHT INCHES	FLAT PLATE	MAX. LOAD & INFL. (LBS @ PSI)
TUBELESS													
9.5-16	376808	4	A8	45	8.00	9.5	33.2	15.5	99	39	1.22	60	1100 @ 20

See General Farm Tire Information, Approved Rim Contours (pages 227-231) for a listing of approved rim contours by tire size.

[1]Compared to 45° tread pattern design.

TRACTION FIELD AND ROAD — R-1

Dual rubber compounds — flexible sidewall and tough tread compounds — help deliver **a smooth ride and long wear, plus help in resisting weather cracking**.

Designed with Firestone's innovative 23° tread design that helps **improve traction while saving time and fuel.**[1]

					TIRE DIMENSIONS (IN.)							CONTACT AREA (SQ. IN.)	
				LBS									ML
TIRE SIZE	MATERIAL NUMBER	PLY RATING	SPEED SYMBOL RATING	WEIGHT	DESIGN RIM WIDTH	OVERALL WIDTH	OVERALL DIA.	STATIC LOADED RADIUS	ROLLING CIRCUM.	BAR HEIGHT 32NDS	BAR HEIGHT INCHES	FLAT PLATE	MAX. LOAD & INFL. (LBS @ PSI)
TUBE TYPE													
12.4-16	345202	4	A8	67	11.00	12.4	37.6	17.1	106	45	1.41	90	1430 @ 16
TUBELESS													
18.4-16.1	359564	8	A8	151	16.00	18.4	44.8	20.1	133	50	1.56	155	2910 @ 20

See General Farm Tire Information, Approved Rim Contours (pages 227-231) for a listing of approved rim contours by tire size.

[1]Compared to 45° tread pattern design.

TURF AND FIELD — R-3

Designed to fit standard one-piece agricultural rims, eliminating the need for special rims.

Engineered with **traction features** and **resistance to lateral sway**.

Good flotation prevents chunking and cutting of turf on level and sloping areas.

					TIRE DIMENSIONS (IN.)							CONTACT AREA (SQ. IN.)	
TIRE SIZE	MATERIAL NUMBER	PLY RATING	SPEED SYMBOL RATING	WEIGHT	DESIGN RIM WIDTH	OVERALL WIDTH	OVERALL DIA.	STATIC LOADED RADIUS	ROLLING CIRCUM.	BAR HEIGHT 32NDS	BAR HEIGHT INCHES	FLAT PLATE	MAX. LOAD & INFL. (LBS @ PSI)
TUBELESS													
19.5L-24	356190	10	A8	198	16.00	19.0	52.4	23.5	153	27	0.84	205	4680 @ 24

See General Farm Tire Information, Approved Rim Contours (pages 227-231) for a listing of approved rim contours by tire size.

ALL TRACTION UTILITY — R-4

Built with special rubber compounds and a nylon-cord body for **impact resistance and long wear**.

The tread compound is designed for long tire life on hard-surface roads, and wide-buttressed lugs help **improve durability**.

					TIRE DIMENSIONS (IN.)							CONTACT AREA (SQ. IN.)	
TIRE SIZE	MATERIAL NUMBER	PLY RATING	SPEED SYMBOL RATING	WEIGHT	DESIGN RIM WIDTH	OVERALL WIDTH	OVERALL DIA.	STATIC LOADED RADIUS	ROLLING CIRCUM.	BAR HEIGHT 32NDS	BAR HEIGHT INCHES	FLAT PLATE	MAX. LOAD & INFL. (LBS @ PSI)
TUBELESS													
14.9-24	351849	8	A8	141	13.00	14.9	48.9	22.2	145	33	1.03	140	5080 @ 30
17.5L-24	315486	8	A8	161	15.00	17.5	48.9	22.2	145	32	1.00	192	5360 @ 26
420/70-24	351040	6	A8	139	13.00	16.7	46.4	21.1	136	34	1.06	165	3960 @ 26

See General Farm Tire Information, Approved Rim Contours (pages 227-231) for a listing of approved rim contours by tire size.

DURAFORCE ND — NHS

This tread design helps **improve both forward and reverse traction and flotation**.

A tough sidewall helps provide for **greater stability**.

					TIRE DIMENSIONS (IN.)							CONTACT AREA (SQ. IN.)	
TIRE SIZE	MATERIAL NUMBER	PLY RATING	SPEED SYMBOL RATING	WEIGHT	DESIGN RIM WIDTH	OVERALL WIDTH	OVERALL DIA.	STATIC LOADED RADIUS	ROLLING CIRCUM.	BAR HEIGHT 32NDS	BAR HEIGHT INCHES	FLAT PLATE	MAX. LOAD & INFL. (LBS @ PSI)
TUBELESS													
355/70D17.5NHS	361666	10	B	106	10.50	13.8	36.2	16.0	105	24	0.75	140	6950 @ 70
385/65D19.5NHS	361682	12	B	158	11.75	15.3	40.1	18.0	119	25	0.78	181	8800 @ 70
395/55D16.5NHS	360503	12	B	96	12.00	15.5	33.0	14.8	97	28	0.88	135	6835 @ 60
445/65D22.5NHS	361720	16	B	233	14.00	18.0	46.2	20.7	136	28	0.88	217	14300 @ 85

See General Farm Tire Information, Approved Rim Contours (pages 227-231) for a listing of approved rim contours by tire size.

SUPER TRACTION LOADER — I-3

Designed with deep, overlapping bar cleats and a low-profile design to **provide traction performance**.

A reinforced tread designed to help promote **long wear**.

					TIRE DIMENSIONS (IN.)								CONTACT AREA (SQ. IN.)	
				LBS										ML
TIRE SIZE	MATERIAL NUMBER	PLY RATING	SPEED SYMBOL RATING	WEIGHT	DESIGN RIM WIDTH	OVERALL WIDTH	OVERALL DIA.	STATIC LOADED RADIUS	ROLLING CIRCUM.	ROLLING CIRCUM. INDEX	BAR HEIGHT 32NDS	BAR HEIGHT INCHES	FLAT PLATE	MAX. LOAD & INFL. (LBS @ PSI)
TUBELESS														
27X8.50-15	350672	6	B	26	7.00	8.4	26.7	12.1	79	41	13	0.41	71	2480 @ 45

See General Farm Tire Information, Approved Rim Contours (pages 227-231) for a listing of approved rim contours by tire size.

FARM SERVICE LUG-18 — R-2

Designed specifically **for use in hard or soft soil conditions**.

A low bar angle **aids in optimizing traction**.

					TIRE DIMENSIONS (IN.)							
				LBS								ML
TIRE SIZE	MATERIAL NUMBER	PLY RATING	SPEED SYMBOL RATING	WEIGHT	DESIGN RIM WIDTH	OVERALL WIDTH	OVERALL DIA.	STATIC LOADED RADIUS	ROLLING CIRCUM.	BAR HEIGHT 32NDS	BAR HEIGHT INCHES	MAX. LOAD & INFL. (LBS @ PSI)
TUBELESS												
8.3-22	378695	6	A6	42	7.00	8.3	37.2	17.4	112	39	1.22	1675 @ 35

See General Farm Tire Information, Approved Rim Contours (pages 227-231) for a listing of approved rim contours by tire size.

FARM SERVICE LUG-M — R-1

Specially designed to help **optimize ride, comfort and wear**.

Durable nylon body plies **help provide long tread life**.

					TIRE DIMENSIONS (IN.)							
TIRE SIZE	MATERIAL NUMBER	PLY RATING	SPEED SYMBOL RATING	WEIGHT	DESIGN RIM WIDTH	OVERALL WIDTH	OVERALL DIA.	STATIC LOADED RADIUS	ROLLING CIRCUM. INDEX	BAR HEIGHT 32NDS	BAR HEIGHT INCHES	MAX. LOAD & INFL. (LBS @ PSI)
TUBELESS												
5-14	344443	4	A6	12	4.00	5.0	23.8	11.3	72	32	1.00	550 @ 35
8-16	344494	4	A6	31	5.00	7.4	30.9	14.3	91	39	1.22	1047 @ 23
8-18	355925	4	A6	36	6.00	7.8	33.1	15.3	98	39	1.22	1146 @ 23
9.5-22	363752	6	A6	50	8.00	9.5	39.2	18.3	117	43	1.34	1980 @ 32

See General Farm Tire Information, Approved Rim Contours (pages 227-231) for a listing of approved rim contours by tire size.

FARM SERVICE RIB — F-2

Three-rib front tire **designed for small agricultural tractors**.

Designed to encourage **positive steering control**, especially in **loose soil conditions and side slopes**.

					TIRE DIMENSIONS (IN.)							
TIRE SIZE	MATERIAL NUMBER	PLY RATING	SPEED SYMBOL RATING	WEIGHT	DESIGN RIM WIDTH	OVERALL WIDTH	OVERALL DIA.	STATIC LOADED RADIUS	ROLLING CIRCUM. INDEX	BAR HEIGHT 32NDS	BAR HEIGHT INCHES	MAX. LOAD & INFL. (LBS @ PSI)
TUBELESS												
4.50-10	344648	4	A6	7	3.00	4.8	19.2	8.9	56	13	0.41	540 @ 44

See General Farm Tire Information, Approved Rim Contours (pages 227-231) for a listing of approved rim contours by tire size.

PILLOW DIA — G-2

Flotation tire designed for **carts and mowers**.

The small, block tread design is **gentle on turf**.

Nylon construction helps **improve overall wear**.

					TIRE DIMENSIONS (IN.)							
TIRE SIZE	MATERIAL NUMBER	PLY RATING	SPEED SYMBOL RATING	WEIGHT	DESIGN RIM WIDTH	OVERALL WIDTH	OVERALL DIA.	STATIC LOADED RADIUS	ROLLING CIRCUM.	BAR HEIGHT 32NDS	BAR HEIGHT INCHES	MAX. LOAD & INFL. (LBS @ PSI)
					TUBE TYPE							
24x8.50-14	344591	4	A6	19	7.00	8.5	23.7	10.7	68	11	0.34	1210 @ 23
335/80D20	344982	4	A6	92	11.00	13.9	42.4	19.5	124	13	0.41	1820 @ 15

See General Farm Tire Information, Approved Rim Contours (pages 227-231) for a listing of approved rim contours by tire size.

FARM SERVICE DIA — R-3

Designed for small tractors, with a small-diameter design that's **ideal for turf conditions**.

Special tread design helps to **maximize flotation and minimize turf damage** on surfaces such as lawns, cemeteries, golf courses and sandy soils.

					TIRE DIMENSIONS (IN.)							
TIRE SIZE	MATERIAL NUMBER	PLY RATING	SPEED SYMBOL RATING	WEIGHT	DESIGN RIM WIDTH	OVERALL WIDTH	OVERALL DIA.	STATIC LOADED RADIUS	ROLLING CIRCUM.	BAR HEIGHT 32NDS	BAR HEIGHT INCHES	MAX. LOAD & INFL. (LBS @ PSI)
TUBELESS												
6-12	344699	4	A6	10	5.00	6.1	22.2	10.3	66	11	0.34	600 @ 28
6-12	344362	4	A6	10	5.00	6.1	24.2	11.2	72	10	0.31	660 @ 28
11.2-24	344869	4	A6	60	9.00	10.8	42.2	18.9	121	21	0.66	1650 @ 18

See General Farm Tire Information, Approved Rim Contours (pages 227-231) for a listing of approved rim contours by tire size.

HARVEST

There's a lot riding on your tires this time of year. From combines to grain carts, you need rubber you can trust to handle stubble and heavy loads over multiple seasons. Our tires are built to withstand the rigors of a growing season's most demanding time frame, time after time.

RADIAL DEEP TREAD 23° — R-1W

With Firestone's innovative 23° tread design, more bars grip the surface, making it ideal for farmers looking for **increased traction while more efficiently transferring horsepower to the ground, saving both time and fuel**.[1]

IF- and VF-designated tires feature AD2 technology, which helps farmers carry heavier loads at the same pressure as standard tires, or the same loads at reduced inflation pressure. This leads to **reduced fuel use and reduced soil compaction**.

Designed with R-1W tread depth that's approximately 25% deeper in the center compared with standard R-1 tread, helping improve **wet traction performance**.

					TIRE DIMENSIONS (IN.)								CONTACT AREA (SQ. IN.)	
		LI		LBS									ML	
TIRE SIZE	MATERIAL NUMBER	LOAD INDEX	SPEED SYMBOL RATING	WEIGHT	DESIGN RIM WIDTH	OVERALL WIDTH	OVERALL DIA.	STATIC LOADED RADIUS	ROLLING CIRCUM.	ROLLING CIRCUM. INDEX	BAR HEIGHT 32NDS	BAR HEIGHT INCHES	FLAT PLATE	MAX. LOAD & INFL. (LBS @ PSI)
TUBELESS														
IF1250/50R32CFO	004453	188	B	1439	44.00	50.6	82.5	34.9	240	48	74	2.31	1086	22000 @ 23
IF1250/50R32CFO	380446	201	B	1463	44.00	50.6	82.5	34.9	240	48	74	2.31	1086	32000 @ 46
IF800/70R38CFO	000928	184	B	1013	27.00	33.2	80.2	36.6	243	48	74	2.31	687	19800 @ 35
IF800/70R38CFO	003144	187	B	1017	27.00	33.0	81.1	35.9	243	48	74	2.31	697	21500 @ 41
520/85R42	362426	157	B	512	18.00	21.8	76.2	34.5	228	47	69	2.16	440	9100 @ 23
520/85R42	381823	165	B	550	18.00	21.8	76.2	34.5	228	47	69	2.16	440	11400 @ 41
IF520/85R42CFO	000921	169	B	558	18.00	22.4	76.3	34.4	228	47	69	2.16	452	12800 @ 35
580/85R42	382452	166	B	588	18.00	22.7	80.9	34.5	228	48	71	2.22	440	11700 @ 29
IF580/85R42CFO	003148	178	B	638	20.00	23.9	80.9	36.6	242	48	72	2.25	450	16500 @ 41
VF580/85R42CFO	007123	183	B	626	20.00	23.9	81.1	36.6	241	48	72	2.25	450	19300 @ 41
IF850/75R42CFO	004469	186	B	1171	30.00	34.2	91.7	39.5	272	50	78	2.44	872	20900 @ 23

See General Farm Tire Information, Approved Rim Contours (pages 227-231) for a listing of approved rim contours by tire size.

[1]Compared to 45° tread pattern design.

RADIAL ALL TRACTION DT — R-1W

Designed with R-1W tread depth that's approximately 25% deeper in the center compared with standard R-1 tread, helping improve **wet traction performance**.

IF- and VF-designated tires feature AD² technology, which helps farmers carry heavier loads at the same pressure as standard tires, or the same loads at reduced inflation pressure. This leads to **reduced fuel use and reduced soil compaction**.

					TIRE DIMENSIONS (IN.)								CONTACT AREA (SQ. IN.)	
		LI		LBS									ML	
TIRE SIZE	MATERIAL NUMBER	LOAD INDEX	SPEED SYMBOL RATING	WEIGHT	DESIGN RIM WIDTH	OVERALL WIDTH	OVERALL DIA.	STATIC LOADED RADIUS	ROLLING CIRCUM.	ROLLING CIRCUM. INDEX	BAR HEIGHT 32NDS	BAR HEIGHT INCHES	FLAT PLATE	MAX. LOAD & INFL. (LBS @ PSI)
TUBELESS														
750/65R26	376791	166	B	527	25.00	29.2	64.6	28.9	192	-	67	2.09	453	11700 @ 35
750/65R26	000906	169	B	527	25.00	30.1	64.1	28.9	192	-	67	2.09	453	12800 @ 41
VF750/65R26	000556	177	B	604	25.00	30.3	64.0	27.4	190	-	67	2.09	534	16100 @ 35
VF620/75R26	001603	172	B	476	20.00	24.5	62.1	26.6	184	43	66	2.06	476	13900 @ 35
600/70R28	000907	164	B	449	18.00	23.8	60.7	27.1	178	42	65	2.03	355	11000 @ 46
VF600/70R28	001602	173	B	476	21.00	23.7	61.1	26.7	181	-	65	2.03	389	14300 @ 41
VF600/70R28CFO	004927	173	B	463	21.00	24.4	60.9	26.6	181	-	65	2.03	390	14300 @ 41
480/70R30	355569	152	B	309	15.00	19.0	59.7	26.9	177	42	55	1.72	275	7850 @46
650/75R32	361925	172	B	602	21.00	25.6	70.5	31.5	210	45	70	2.19	450	13900 @ 46
650/75R32	382486	172	D	603	21.00	26.0	70.2	31.5	210	45	70	2.19	450	13900 @ 46
800/65R32	357685	172	B	766	27.00	32.1	73.3	32.7	216	46	74	2.31	575	13900 @ 46
800/65R32	382469	172	D	766	25.00	32.6	72.1	32.7	216	46	74	2.31	575	13900 @ 35
900/75R32	375958	184	B	1143	30.00	37.0	85.5	37.8	253	49	82	2.56	761	19800 @ 35
IF900/75R32CFO	004459	178	B	1097	30.00	36.6	84.5	36.2	253	49	82	2.56	895	16500 @ 17
IF580/80R34	381585	172	B	511	20.00	23.5	70.0	31.2	209	45	73	2.28	415	13900 @ 41
VF380/95R38	000908	154	B	316	13.00	15.1	66.4	29.6	199	44	56	1.75	300	8250 @ 23
620/70R42	374479	166	B	608	20.00	24.6	76.2	34.4	226	47	66	2.06	475	11700 @ 35
IF710/70R42CFO	004592	179	B	794	25.00	29.4	80.2	35.3	240	48	74	2.31	590	17100 @ 35

See General Farm Tire Information, Approved Rim Contours (pages 227-231) for a listing of approved rim contours by tire size.

RADIAL 9000 — R-1W

A vibration-resistant lug design contributes to **a smooth ride and improved wear**.

Designed with R-1W tread depth that's approximately 25% deeper in the center compared with standard R-1 tread, helping improve **wet traction performance**.

					TIRE DIMENSIONS (IN.)							CONTACT AREA (SQ. IN.)	
		LI		LBS									ML
TIRE SIZE	MATERIAL NUMBER	LOAD INDEX	SPEED SYMBOL RATING	WEIGHT	DESIGN RIM WIDTH	OVERALL WIDTH	OVERALL DIA.	STATIC LOADED RADIUS	ROLLING CIRCUM.	BAR HEIGHT 32NDS	BAR HEIGHT INCHES	FLAT PLATE	MAX. LOAD & INFL. (LBS @ PSI)
TUBELESS													
540/65R30	363055	150	B	334	16.00	20.4	58.7	26.4	175	54	1.69	310	7400 @ 35

See General Farm Tire Information, Approved Rim Contours (pages 227-231) for a listing of approved rim contours by tire size.

40 MPH rated.

Delivers a **smooth ride** with a flexible sidewall.

Helps **improve traction** through its dual-angle tread design.

					TIRE DIMENSIONS (IN.)								CONTACT AREA (SQ. IN.)	
TIRE SIZE	MATERIAL NUMBER	LOAD INDEX	SPEED SYMBOL RATING	WEIGHT	DESIGN RIM WIDTH	OVERALL WIDTH	OVERALL DIA.	STATIC LOADED RADIUS	ROLLING CIRCUM.	ROLLING CIRCUM. INDEX	BAR HEIGHT 32NDS	BAR HEIGHT INCHES	FLAT PLATE	MAX. LOAD & INFL. (LBS @ PSI)
TUBELESS														
540/65R30	000584	150	D	279	16.00	20.7	58.0	26.0	173	42	69	2.16	310	6765 @ 35

See General Farm Tire Information, Approved Rim Contours (pages 227-231) for a listing of approved rim contours by tire size.

RADIAL ALL TRACTION 23° — R-1

With Firestone's innovative 23° tread design, more of the bar grips the surface, making it ideal for farmers looking for **increased traction while more efficiently transferring horsepower to the ground, saving both time and fuel**.[1]

When compared with a 45° tread, Firestone's 23° tires can **cover an average of 37 more feet per quarter mile**, or about 3% more ground in the same time — leading to **improved efficiency while in the field**.

IF- and VF-designated tires feature AD² technology, which helps farmers carry heavier loads at the same pressure as standard tires, or the same loads at reduced inflation pressure. This leads to **reduced fuel use and reduced soil compaction**.

					TIRE DIMENSIONS (IN.)								CONTACT AREA (SQ. IN.)	
TIRE SIZE	MATERIAL NUMBER	LOAD INDEX	SPEED SYMBOL RATING	WEIGHT	DESIGN RIM WIDTH	OVERALL WIDTH	OVERALL DIA.	STATIC LOADED RADIUS	ROLLING CIRCUM.	ROLLING CIRCUM. INDEX	BAR HEIGHT 32NDS	BAR HEIGHT INCHES	FLAT PLATE	MAX. LOAD & INFL. (LBS @ PSI)
TUBELESS														
23.1R26	379375	166	B	456	20.00	24.0	63.3	28.5	188	43	53	1.66	292	11700 @ 46
24.5R32	352926	154	B	586	21.00	24.5	71.0	30.8	209	45	53	1.66	440	8250 @ 18
30.5LR32	356204	170	B	758	27.00	30.5	71.6	31.0	211	45	55	1.72	500	13200 @ 30
900/60R32	362800	176	B	947	27.00	34.3	75.4	33.2	226	46	61	1.91	604	15700 @ 35
IF900/60R32CFO	000903	182	B	885	30.00	36.8	74.6	32.9	226	46	61	1.91	625	18700 @ 35
IF900/60R32CFO	003149	188	B	908	30.00	34.3	75.4	32.9	226	46	61	1.91	604	22000 @ 46
IF520/85R34	380395	168	B	454	18.00	21.3	69.0	30.0	202	45	52	1.63	336	12300 @ 41
520/85R42	369600	165	B	499	18.00	21.2	76.2	34.3	228	47	52	1.63	420	11400 @ 41
IF520/85R42CFO	000560	169	B	523	18.00	22.0	76.5	34.4	228	47	52	1.63	430	12800 @ 35

See General Farm Tire Information, Approved Rim Contours (pages 227-231) for a listing of approved rim contours by tire size.

[1]Compared to 45° tread pattern design.

RADIAL ALL TRACTION FWD — R-1

Designed to **provide good traction and long wear** in North American soil types and conditions.

The multi-angle bar design **helps improve traction** with a lower angle at the shoulder area and **delivers long wear** with a higher angle at the nose.

					TIRE DIMENSIONS (IN.)								CONTACT AREA (SQ. IN.)	
		LI		LBS										ML
TIRE SIZE	MATERIAL NUMBER	LOAD INDEX	SPEED SYMBOL RATING	WEIGHT	DESIGN RIM WIDTH	OVERALL WIDTH	OVERALL DIA.	STATIC LOADED RADIUS	ROLLING CIRCUM.	ROLLING CIRCUM. INDEX	BAR HEIGHT 32NDS	BAR HEIGHT INCHES	FLAT PLATE	MAX. LOAD & INFL. (LBS @ PSI)
TUBELESS														
18.4R26	340421	140	B	294	16.00	18.8	57.1	25.6	168	41	50	1.56	260	5520 @ 24

See General Farm Tire Information, Approved Rim Contours (pages 227-231) for a listing of approved rim contours by tire size.

RADIAL CHAMPION SPADE GRIP — R-2

A Firestone radial that offers **longer life, better traction and improved fuel economy** over standard bias tires.

Curved bar design helps **improve cleanability**.

Deep tread gives **better traction in wet to muddy soils**.

Developed with tread and sidewall rubber compounds to help **fight off weather cracking and ozone degradation**.

					TIRE DIMENSIONS (IN.)							CONTACT AREA (SQ. IN.)	
TIRE SIZE	MATERIAL NUMBER	LOAD INDEX	SPEED SYMBOL RATING	WEIGHT	DESIGN RIM WIDTH	OVERALL WIDTH	OVERALL DIA.	STATIC LOADED RADIUS	ROLLING CIRCUM.	BAR HEIGHT 32NDS	BAR HEIGHT INCHES	FLAT PLATE	MAX. LOAD & INFL. (LBS @ PSI)
TUBELESS													
520/85R42	371198	157	A8	614	18.00	20.8	78.3	35.2	232	105	3.28	375	9100 @ 23
520/85R42	371215	165	A8	644	18.00	20.8	78.3	35.2	232	105	3.28	375	11400 @ 41
IF520/85R42CFO	003170	169	B	677	18.00	22.5	77.4	34.9	230	105	3.28	470	12800 @ 35

See General Farm Tire Information, Approved Rim Contours (pages 227-231) for a listing of approved rim contours by tire size.

RADIAL ALL NON-SKID (ANS) — R-3

Cyclical Field Operation (CFO) is **engineered specifically for the significant load fluctuations** that are unique to harvest.

IF- and VF-designated tires feature AD2 technology, which helps farmers carry heavier loads at the same pressure as standard tires, or the same loads at reduced inflation pressure. This leads to **reduced soil compaction**.

					TIRE DIMENSIONS (IN.)								CONTACT AREA (SQ. IN.)	
		LI		LBS									ML	
TIRE SIZE	MATERIAL NUMBER	LOAD INDEX	SPEED SYMBOL RATING	WEIGHT	DESIGN RIM WIDTH	OVERALL WIDTH	OVERALL DIA.	STATIC LOADED RADIUS	ROLLING CIRCUM.	ROLLING CIRCUM. INDEX	BAR HEIGHT 32NDS	BAR HEIGHT INCHES	FLAT PLATE	MAX. LOAD & INFL. (LBS @ PSI)
TUBELESS														
IF800/60R32CFO	000911	181	B	659	27.00	33.1	69.6	30.7	210	45	37	1.16	477	18200 @ 46
IF900/65R32CFO	000419	191	B	829	31.00	36.8	77.0	33.6	230	48	39	1.22	635	24000 @ 46

See General Farm Tire Information, Approved Rim Contours (pages 227-231) for a listing of approved rim contours by tire size.

FLOTATION 23° — HF-2

Designed with large air volume that allows low inflation pressure for **improved flotation**.

Wide tread distributes weight across a large contact area, which helps to **minimize compaction**.

With Firestone's innovative 23° tread design, more of the bar grips the surface, making it ideal for farmers looking for **increased traction while more efficiently transferring horsepower to the ground, saving both time and fuel**.[1]

					TIRE DIMENSIONS (IN.)							CONTACT AREA (SQ. IN.)	
TIRE SIZE	MATERIAL NUMBER	PLY RATING	SPEED SYMBOL RATING	WEIGHT	DESIGN RIM WIDTH	OVERALL WIDTH	OVERALL DIA.	STATIC LOADED RADIUS	ROLLING CIRCUM.	BAR HEIGHT 32NDS	BAR HEIGHT INCHES	FLAT PLATE	MAX. LOAD & INFL. (LBS @ PSI)
TUBELESS													
66X43.00-25	375465	20	B	693	36.00	41.3	66.5	29.5	197	64	2.00	625	14800 @ 50

See General Farm Tire Information, Approved Rim Contours (pages 227-231) for a listing of approved rim contours by tire size.

[1]Compared to 45° tread pattern design.

FLOTATION 23° DEEP TREAD — HF-3

Designed with rounded shoulders to help **minimize soil disturbance while turning**.

With Firestone's innovative 23° tread design, more of the bar grips the surface, making it ideal for farmers looking for **increased traction while more efficiently transferring horsepower to the ground, saving both time and fuel**.[1]

					TIRE DIMENSIONS (IN.)							CONTACT AREA (SQ. IN.)	
TIRE SIZE	MATERIAL NUMBER	PLY RATING	SPEED SYMBOL RATING	WEIGHT	DESIGN RIM WIDTH	OVERALL WIDTH	OVERALL DIA.	STATIC LOADED RADIUS	ROLLING CIRCUM.	BAR HEIGHT 32NDS	BAR HEIGHT INCHES	FLAT PLATE	MAX. LOAD & INFL. (LBS @ PSI)
TUBELESS													
54X37.00-25	352055	12	B	590	32.00	37.0	56.3	25.8	172	61	1.91	474	8250 @ 35
66X43.00-25	340693	10	B	951	36.00	41.5	67.8	30.3	202	74	2.31	625	9900 @ 25
66X43.00-25	358312	16	B	808	36.00	41.5	67.8	30.3	202	74	2.31	625	13200 @ 40
73X44.00-32	358835	16	B	1082	36.00	43.2	74.0	32.5	219	77	2.41	730	15200 @ 40
76X50.00-32	359866	16	B	1460	44.00	48.6	78.5	36.1	233	80	2.50	965	16100 @ 35
76X50.00-32	369702	20	B	1596	44.00	48.6	78.5	36.1	233	80	2.50	965	18700 @ 45

See General Farm Tire Information, Approved Rim Contours (pages 227-231) for a listing of approved rim contours by tire size.

[1]Compared to 45° tread pattern design.

FLOTATION ALL TERRAIN — HF-1

The shallow tread depth and wide-width design allows for low inflation pressure to help **improve flotation over loose soil and sand**.

Weight distributed across a larger footprint helps to **minimize compaction and turf disturbance**.

					TIRE DIMENSIONS (IN.)							CONTACT AREA (SQ. IN.)	
TIRE SIZE	MATERIAL NUMBER	PLY RATING	SPEED SYMBOL RATING	WEIGHT	DESIGN RIM WIDTH	OVERALL WIDTH	OVERALL DIA.	STATIC LOADED RADIUS	ROLLING CIRCUM.	BAR HEIGHT 32NDS	BAR HEIGHT INCHES	FLAT PLATE	MAX. LOAD & INFL. (LBS @ PSI)
TUBELESS													
66X44.00-25	371674	20	B	729	36.00	41.0	67.0	29.1	197	13	0.41	644	14300 @ 45

See General Farm Tire Information, Approved Rim Contours (pages 227-231) for a listing of approved rim contours by tire size.

SUPER ALL TRACTION 23° — R-1

With Firestone's innovative 23° tread design, more of the bar grips the surface, making it ideal for farmers looking for **increased traction while more efficiently transferring horsepower to the ground, saving both time and fuel**.[1]

An open-center tread improves **cleanability**, with lugs positioned and designed to **resist vibration**.

Sidewall rubber compounds are engineered to be both flexible and tough to offer a **great ride and long wear**.

					TIRE DIMENSIONS (IN.)							CONTACT AREA (SQ. IN.)	
TIRE SIZE	MATERIAL NUMBER	PLY RATING	SPEED SYMBOL RATING	WEIGHT	DESIGN RIM WIDTH	OVERALL WIDTH	OVERALL DIA.	STATIC LOADED RADIUS	ROLLING CIRCUM.	BAR HEIGHT 32NDS	BAR HEIGHT INCHES	FLAT PLATE	MAX. LOAD & INFL. (LBS @ PSI)
TUBE TYPE													
18.4-42	343641	10	A8	298	16.00	19.3	73.5	33.3	217	50	1.56	345	6600 @ 26
TUBELESS													
23.1-26	344095	8	A8	319	20.00	23.3	63.0	28.3	186	53	1.66	370	5680 @ 16
23.1-26	362460	14	A8	359	20.00	23.3	63.0	28.3	186	53	1.66	370	7850 @ 28
24.5-32	344079	12	A8	378	21.00	24.4	71.9	31.8	210	53	1.66	430	8800 @ 24
28L-26	344060	12	A8	412	25.00	28.1	63.6	28.7	188	57	1.78	415	7400 @ 20
30.5L-32	351067	14	A8	589	27.00	30.1	71.6	32.0	212	54	1.69	400	9900 @ 22
30.5L-32	351075	16	A8	593	27.00	30.1	71.6	32.0	212	54	1.69	400	11000 @ 26
20.8-42	352888	14	A8	396	18.00	22.0	76.2	34.7	224	52	1.63	400	9100 @ 32

See General Farm Tire Information, Approved Rim Contours (pages 227-231) for a listing of approved rim contours by tire size.

[1]Compared to 45° tread pattern design.

SUPER ALL TRACTION FWD — R-1

Engineered with a multi-angle bar design, including a **lower angle at the shoulder to help improve traction**.

Delivers long wear with a higher angle at the nose.

					TIRE DIMENSIONS (IN.)							CONTACT AREA (SQ. IN.)	
				LBS									ML
TIRE SIZE	MATERIAL NUMBER	PLY RATING	SPEED SYMBOL RATING	WEIGHT	DESIGN RIM WIDTH	OVERALL WIDTH	OVERALL DIA.	STATIC LOADED RADIUS	ROLLING CIRCUM.	BAR HEIGHT 32NDS	BAR HEIGHT INCHES	FLAT PLATE	MAX. LOAD & INFL. (LBS @ PSI)
TUBELESS													
18.4-26	343919	10	A8	239	16.00	18.8	57.6	25.9	169	50	1.56	250	5200 @ 26

See General Farm Tire Information, Approved Rim Contours (pages 227-231) for a listing of approved rim contours by tire size.

SUPER ALL TRACTION HD — R-1

Designed for high-load cotton picker and grain cart applications.

Designed with rounded shoulders to help **eliminate tread lug compression**.

Strong carcass **handles heavy loads**.

R-1 tread depth helps deliver **optimum field performance**.

					TIRE DIMENSIONS (IN.)							CONTACT AREA (SQ. IN.)	
		LI		LBS									ML
TIRE SIZE	MATERIAL NUMBER	LOAD INDEX	SPEED SYMBOL RATING	WEIGHT	DESIGN RIM WIDTH	OVERALL WIDTH	OVERALL DIA.	STATIC LOADED RADIUS	ROLLING CIRCUM.	BAR HEIGHT 32NDS	BAR HEIGHT INCHES	FLAT PLATE	MAX. LOAD & INFL. (LBS @ PSI)
TUBELESS													
520/85D38	363038	173	A8	504	18.00	20.9	73.0	33.3	214	46	1.44	320	14300 @ 64

See General Farm Tire Information, Approved Rim Contours (pages 227-231) for a listing of approved rim contours by tire size.

TRACTION FIELD AND ROAD — R-1

Dual rubber compounds — flexible sidewall and tough tread compounds — help deliver **a smooth ride and long wear**, plus help in **resisting weather cracking**.

With Firestone's innovative 23° tread design, more of the bar grips the surface, making it ideal for farmers looking for **increased traction while more efficiently transferring horsepower to the ground, saving both time and fuel**.[1]

					TIRE DIMENSIONS (IN.)							CONTACT AREA (SQ. IN.)	
				LBS								ML	
TIRE SIZE	MATERIAL NUMBER	PLY RATING	SPEED SYMBOL RATING	WEIGHT	DESIGN RIM WIDTH	OVERALL WIDTH	OVERALL DIA.	STATIC LOADED RADIUS	ROLLING CIRCUM.	BAR HEIGHT 32NDS	BAR HEIGHT INCHES	FLAT PLATE	MAX. LOAD & INFL. (LBS @ PSI)
TUBELESS													
23.1-30	364857	12	A8	330	20.00	23.1	67.4	29.8	197	53	1.66	383	7600 @ 24

See General Farm Tire Information, Approved Rim Contours (pages 227-231) for a listing of approved rim contours by tire size.

[1]Compared to 45° tread pattern design.

PULLER 2000 — P-1

Built specifically for tractor pulling competitions, the special body construction and a specialized compound help deliver **long edge wear and a stronger bite**.

The full-width tread delivers **more ground contact**, and Firestone's innovative 23° tread design helps **improve traction while saving time and fuel**.[1]

					TIRE DIMENSIONS (IN.)							CONTACT AREA (SQ. IN.)	
TIRE SIZE	MATERIAL NUMBER	PLY RATING	SPEED SYMBOL RATING	WEIGHT	DESIGN RIM WIDTH	OVERALL WIDTH	OVERALL DIA.	STATIC LOADED RADIUS	ROLLING CIRCUM.	BAR HEIGHT 32NDS	BAR HEIGHT INCHES	FLAT PLATE	MAX. LOAD & INFL. (LBS @ PSI)
TUBELESS													
24.5-32	369685	HP	-	408	25.00	25.8	66.8	32.0	201	8	0.25	350	5200 @ 10
30.5L-32	361992	HP	-	457	27.00	30.5	66.8	32.0	201	8	0.25	420	6950 @ 12

See General Farm Tire Information, Approved Rim Contours (pages 227-231) for a listing of approved rim contours by tire size.

[1]Compared to 45° tread pattern design.

CHAMPION SPADE GRIP — R-2

Curved bar design helps **improve cleanability**.

Buttressed tie bars and a bolstered nose, combined with a tough tread rubber compound, help provide **long wear performance**.

The tread rubber compound **resists weather cracking and checking**, and, in combination with the sidewall rubber compound, **fights off acid and ozone**.

					TIRE DIMENSIONS (IN.)							CONTACT AREA (SQ. IN.)	
TIRE SIZE	MATERIAL NUMBER	PLY RATING	SPEED SYMBOL RATING	WEIGHT	DESIGN RIM WIDTH	OVERALL WIDTH	OVERALL DIA.	STATIC LOADED RADIUS	ROLLING CIRCUM.	BAR HEIGHT 32NDS	BAR HEIGHT INCHES	FLAT PLATE	MAX. LOAD & INFL. (LBS @ PSI)
TUBELESS													
18.4-26	326445	10	A8	268	16.00	18.4	57.8	26.0	168	100	3.13	230	5200 @ 26
23.1-26	362647	10	A8	416	20.00	23.1	66.5	29.8	193	100	3.13	300	6400 @ 20
28L-26	358282	12	A8	566	25.00	28.1	65.9	29.4	192	109	3.41	390	7400 @ 20
28L-26	379868	16	A8	568	25.00	28.1	65.9	29.4	192	109	3.41	390	9100 @ 28
24.5-32	311626	10	A8	534	21.00	24.5	73.3	33.1	212	112	3.50	405	7850 @ 20
30.5L-32	358231	14	A8	735	27.00	30.5	74.0	34.0	216	114	3.56	485	9900 @ 22
35.5L-32	358258	12	A8	911	31.00	35.5	80.8	36.8	237	120	3.75	600	11000 @ 16

See General Farm Tire Information, Approved Rim Contours (pages 227-231) for a listing of approved rim contours by tire size.

ALL NON-SKID TRACTOR — R-3

Delivers the **flotation** necessary for turf and other sensitive areas, **with little disturbance**.

A non-aggressive multi-block tread design helps ensure **forward, reverse and lateral traction**.

					TIRE DIMENSIONS (IN.)							CONTACT AREA (SQ. IN.)	
TIRE SIZE	MATERIAL NUMBER	PLY RATING	SPEED SYMBOL RATING	WEIGHT	DESIGN RIM WIDTH	OVERALL WIDTH	OVERALL DIA.	STATIC LOADED RADIUS	ROLLING CIRCUM.	BAR HEIGHT 32NDS	BAR HEIGHT INCHES	FLAT PLATE	MAX. LOAD & INFL. (LBS @ PSI)
TUBELESS													
14.9-24	359556	6	A8	130	13.00	14.9	49.8	22.6	147	23	0.72	155	3000 @ 20
16.9-24	351709	6	A8	152	15.00	16.9	51.9	23.1	151	28	0.88	190	3420 @ 18
16.9-24	358789	10	A8	172	15.00	16.9	51.9	23.1	151	28	0.88	190	4400 @ 28
18.4-26	369753	12	A8	201	16.00	19.0	56.0	25.6	167	29	0.91	235	5840 @ 32
23.1-26	345377	8	A8	255	20.00	23.1	59.7	26.8	176	21	0.66	350	5680 @ 16
23.1-26	323527	12	A8	273	20.00	23.1	59.7	26.8	176	21	0.66	350	7150 @ 24
28L-26	351008	12	A8	303	25.00	28.1	60.7	26.6	176	21	0.66	390	7400 @ 20
28L-26	362220	16	A8	361	25.00	28.1	60.7	26.6	176	21	0.66	390	9100 @ 28
24.5-32	322296	12	A8	384	21.00	24.7	69.1	29.7	198	35	1.09	390	8800 @ 24
24.5-32	360384	16	A8	465	21.00	24.7	69.1	29.7	198	35	1.09	390	9900 @ 30
30.5L-32	359904	14	A8	552	27.00	30.5	70.6	30.3	202	38	1.19	365	9900 @ 22
30.5L-32	357758	16	A8	615	27.00	30.5	70.6	30.3	202	38	1.19	370	11000 @ 26
35.5L-32	357820	20	A8	722	31.00	36.4	78.2	33.0	224	39	1.22	627	15200 @ 28

See General Farm Tire Information, Approved Rim Contours (pages 227-231) for a listing of approved rim contours by tire size.

ALL NON-SKID TRACTOR II — R-3

Design helps deliver **excellent wear performance**, which is ideal for large implements and combines.

Five ribs made of tough rubber buttons help deliver **long wear**.

					TIRE DIMENSIONS (IN.)							CONTACT AREA (SQ. IN.)	
				LBS									ML
TIRE SIZE	MATERIAL NUMBER	PLY RATING	SPEED SYMBOL RATING	WEIGHT	DESIGN RIM WIDTH	OVERALL WIDTH	OVERALL DIA.	STATIC LOADED RADIUS	ROLLING CIRCUM.	BAR HEIGHT 32NDS	BAR HEIGHT INCHES	FLAT PLATE	MAX. LOAD & INFL. (LBS @ PSI)
TUBELESS													
28L-26	351857	12	A8	367	25.00	28.1	62.6	27.9	183	34	1.06	440	7400 @ 20
28L-26	362085	16	A8	407	25.00	28.1	62.6	27.9	183	34	1.06	440	9100 @ 28

See General Farm Tire Information, Approved Rim Contours (pages 227-231) for a listing of approved rim contours by tire size.

Built with special rubber compounds and a nylon-cord body for **impact resistance and long wear**.

The tread compound is designed for **long tire life on hard-surface roads**, and wide-buttressed lugs help **improve durability and provide long life**.

					TIRE DIMENSIONS (IN.)							CONTACT AREA (SQ. IN.)	
				LBS									ML
TIRE SIZE	MATERIAL NUMBER	PLY RATING	SPEED SYMBOL RATING	WEIGHT	DESIGN RIM WIDTH	OVERALL WIDTH	OVERALL DIA.	STATIC LOADED RADIUS	ROLLING CIRCUM.	BAR HEIGHT 32NDS	BAR HEIGHT INCHES	FLAT PLATE	MAX. LOAD & INFL. (LBS @ PSI)
TUBELESS													
14.9-24	358584	12	A8	155	13.00	14.9	48.9	22.2	145	33	1.03	140	6400 @ 42

See General Farm Tire Information, Approved Rim Contours (pages 227-231) for a listing of approved rim contours by tire size.

SPRAYER

Precision applications require precision engineering, including the tires that serve as the foundation of your application equipment. Your tires are put to the ultimate test when handling large sprayers and tractors in narrow row crops. Not only are they tasked with limiting compaction while carrying significant loads, they also need to endure miles on the road. Our tires are engineered and tested to excel at both.

RADIAL DEEP TREAD 23° — R-1W

With Firestone's innovative 23° tread design, more of the bar grips the surface, making it ideal for farmers looking for **increased traction while more efficiently transferring horsepower to the ground, saving both time and fuel**.[1]

A wide selection of tires are available with AD2 technology — delivering **more traction, a better ride and reduced compaction**.

Designed with R-1W tread depth that's approximately 25% deeper in the center over standard R-1 tread, helping improve **wet traction performance**.

					TIRE DIMENSIONS (IN.)								CONTACT AREA (SQ. IN.)	
		LI		LBS									ML	
TIRE SIZE	MATERIAL NUMBER	LOAD INDEX	SPEED SYMBOL RATING	WEIGHT	DESIGN RIM WIDTH	OVERALL WIDTH	OVERALL DIA.	STATIC LOADED RADIUS	ROLLING CIRCUM.	ROLLING CIRCUM. INDEX	BAR HEIGHT 32NDS	BAR HEIGHT INCHES	FLAT PLATE	MAX. LOAD & INFL. (LBS @ PSI)
TUBELESS														
650/85R38	000922	173	D	729	23.00	27.6	79.9	36.0	242	48	70	2.19	550	14300 @ 35

See General Farm Tire Information, Approved Rim Contours (pages 227-231) for a listing of approved rim contours by tire size.

[1]Compared to 45° tread pattern design.

Designed specifically for high-clearance and high-volume sprayers.

Offers a curved bar design to **contribute to a smoother ride**.

IF- and VF-designated tires feature AD² technology, which helps farmers carry heavier loads at the same pressure as standard tires, or the same loads at reduced inflation pressure. This leads to **reduced fuel use and reduced soil compaction**.

					TIRE DIMENSIONS (IN.)								CONTACT AREA (SQ. IN.)	
TIRE SIZE	MATERIAL NUMBER	LOAD INDEX	SPEED SYMBOL RATING	WEIGHT	DESIGN RIM WIDTH	OVERALL WIDTH	OVERALL DIA.	STATIC LOADED RADIUS	ROLLING CIRCUM.	ROLLING CIRCUM. INDEX	BAR HEIGHT 32NDS	BAR HEIGHT INCHES	FLAT PLATE	MAX. LOAD & INFL. (LBS @ PSI)
TUBELESS														
IF380/90R46	000629	168	D	426	13.00	15.7	73.3	33.7	220	46	57	1.78	273	12300 @ 64
VF380/90R46	380412	173	D	427	13.00	15.7	73.3	33.4	220	46	57	1.78	303	14300 @ 64
IF380/105R50	000905	177	D	530	13.00	15.9	80.7	37.3	244	48	59	1.84	327	16100 @ 70
VF380/105R50	380429	179	D	531	13.00	16.2	80.7	37.3	244	48	59	1.84	327	17100 @ 64

See General Farm Tire Information, Approved Rim Contours (pages 227-231) for a listing of approved rim contours by tire size.

RADIAL 9000 — R-1W

A vibration-resistant lug design contributes to **a smooth ride and improved wear**.

Designed with R-1W tread depth that's approximately 25% deeper in the center compared with standard R-1 tread, helping improve **wet traction performance**.

					TIRE DIMENSIONS (IN.)								CONTACT AREA (SQ. IN.)	
TIRE SIZE	MATERIAL NUMBER	LOAD INDEX	SPEED SYMBOL RATING	WEIGHT	DESIGN RIM WIDTH	OVERALL WIDTH	OVERALL DIA.	STATIC LOADED RADIUS	ROLLING CIRCUM.	ROLLING CIRCUM. INDEX	BAR HEIGHT 32NDS	BAR HEIGHT INCHES	FLAT PLATE	MAX. LOAD & INFL. (LBS @ PSI)
TUBELESS														
320/90R46	357774	148	B	254	10.00	12.4	69.1	32.2	208	45	54	1.69	195	6950 @ 52
380/90R46	359939	152	B	339	12.00	15.1	72.9	33.7	219	46	57	1.78	260	7850 @ 41
380/90R46	007435	159	B	345	12.00	15.1	72.8	33.7	219	46	57	1.78	260	9650 @ 58
600/65R38	361933	165	B	503	18.00	23.3	70.2	31.6	210	45	59	1.84	430	11400 @ 46
650/65R38	358185	157	B	538	20.00	26.0	72.4	32.4	218	46	63	1.97	480	9100 @ 23
650/65R38	000403	166	D	555	20.00	25.9	72.8	32.8	218	46	63	1.97	390	11700 @ 41

See General Farm Tire Information, Approved Rim Contours (pages 227-231) for a listing of approved rim contours by tire size.

RADIAL ALL TRACTION 23° — R-1

SPRAYER

With Firestone's innovative 23° tread design, more of the bar grips the surface, making it ideal for farmers looking for **increased traction while more efficiently transferring horsepower to the ground, saving both time and fuel**.[1]

Offering a wide selection of tires available with AD2 technology — delivering **more traction, a better ride and reduced compaction**.

					TIRE DIMENSIONS (IN.)								CONTACT AREA (SQ. IN.)	
		LI		LBS										ML
TIRE SIZE	MATERIAL NUMBER	LOAD INDEX	SPEED SYMBOL RATING	WEIGHT	DESIGN RIM WIDTH	OVERALL WIDTH	OVERALL DIA.	STATIC LOADED RADIUS	ROLLING CIRCUM.	ROLLING CIRCUM. INDEX	BAR HEIGHT 32NDS	BAR HEIGHT INCHES	FLAT PLATE	MAX. LOAD & INFL. (LBS @ PSI)
TUBELESS														
420/80R46	371640	161	B	368	13.00	16.5	72.4	33.6	218	46	49	1.53	300	10200 @ 58
IF420/80R46	000558	167	B	379	13.00	15.8	72.3	33.2	218	46	49	1.53	303	12000 @ 58

See General Farm Tire Information, Approved Rim Contours (pages 227-231) for a listing of approved rim contours by tire size.

[1]Compared to 45° tread pattern design.

PERFORMER 65 — R-1W

40 MPH rated.

Delivers a **smooth ride** with a flexible sidewall.

Helps **improve traction** through its dual-angle tread design.

					TIRE DIMENSIONS (IN.)								CONTACT AREA (SQ. IN.)	
		LI		LBS									ML	
TIRE SIZE	MATERIAL NUMBER	LOAD INDEX	SPEED SYMBOL RATING	WEIGHT	DESIGN RIM WIDTH	OVERALL WIDTH	OVERALL DIA.	STATIC LOADED RADIUS	ROLLING CIRCUM.	ROLLING CIRCUM. INDEX	BAR HEIGHT 32NDS	BAR HEIGHT INCHES	FLAT PLATE	MAX. LOAD & INFL. (LBS @ PSI)
TUBELESS														
600/65R38	004087	153	D	378	18.00	23.2	70.1	31.0	206	45	59	1.84	–	8050 @ 23

See General Farm Tire Information, Approved Rim Contours (pages 227-231) for a listing of approved rim contours by tire size.

Designed specifically for high-load R-1 sprayer applications.

Designed with R-1 tread depth, **which helps traction performance**.

The R-1 tread bar is wider than standard, for **better wear and resistance to irregular wear**.

					TIRE DIMENSIONS (IN.)								CONTACT AREA (SQ. IN.)	
TIRE SIZE	MATERIAL NUMBER	LOAD INDEX	SPEED SYMBOL RATING	WEIGHT	DESIGN RIM WIDTH	OVERALL WIDTH	OVERALL DIA.	STATIC LOADED RADIUS	ROLLING CIRCUM.	ROLLING CIRCUM. INDEX	BAR HEIGHT 32NDS	BAR HEIGHT INCHES	FLAT PLATE	MAX. LOAD & INFL. (LBS @ PSI)
TUBELESS														
380/105R50	362919	168	B	439	12.00	16.4	80.8	37.5	244	48	49	1.53	297	12300 @ 64

See General Farm Tire Information, Approved Rim Contours (pages 227-231) for a listing of approved rim contours by tire size.

FLOTATION 23°— G-1

The wide tread distributes weight across a large contact area, **minimizing compaction**.

A large chamber of air volume allows for low inflation pressure, which helps to **improve flotation**.

With Firestone's innovative 23° tread design, more of the bar grips the surface, making it ideal for farmers looking for **increased traction while more efficiently transferring horsepower to the ground, saving both time and fuel**.[1]

					TIRE DIMENSIONS (IN.)							CONTACT AREA (SQ. IN.)	
				LBS									MI
TIRE SIZE	MATERIAL NUMBER	PLY RATING	SPEED SYMBOL RATING	WEIGHT	DESIGN RIM WIDTH	OVERALL WIDTH	OVERALL DIA.	STATIC LOADED RADIUS	ROLLING CIRCUM.	BAR HEIGHT 32NDS	BAR HEIGHT INCHES	FLAT PLATE	MAX. LOAD & INFL. (LBS @ PSI)
TUBELESS													
31X15.50-15	314420	8	A3	62	13.00	15.5	31.2	14.1	93	23	0.72	110	3645 @ 45

See General Farm Tire Information, Approved Rim Contours (pages 227-231) for a listing of approved rim contours by tire size.

[1]Compared to 45° tread pattern design.

FLOTATION 23° (CENTER RIB) — HF-2

Designed with a wide center rib that helps deliver **even wear on hard surfaces**.

With Firestone's innovative 23° tread design, more of the bar grips the surface, making it ideal for farmers looking for **increased traction while more efficiently transferring horsepower to the ground, saving both time and fuel**.[1]

					TIRE DIMENSIONS (IN.)							CONTACT AREA (SQ. IN.)	
TIRE SIZE	MATERIAL NUMBER	PLY RATING	SPEED SYMBOL RATING	WEIGHT	DESIGN RIM WIDTH	OVERALL WIDTH	OVERALL DIA.	STATIC LOADED RADIUS	ROLLING CIRCUM.	BAR HEIGHT 32NDS	BAR HEIGHT INCHES	FLAT PLATE	MAX. LOAD & INFL. (LBS @ PSI)
TUBELESS													
48X25.00-20	328057	10	B	256	20.50	25.0	48.5	21.4	143	32	1.00	315	6150 @ 35
48X31.00-20	361984	14	B	297	26.00	31.0	48.5	21.7	144	32	1.00	350	7400 @ 45

See General Farm Tire Information, Approved Rim Contours (pages 227-231) for a listing of approved rim contours by tire size.

[1]Compared to 45° tread pattern design.

FLOTATION FREE ROLLING — HF-2

Designed to give **better steering response** and a **smooth ride**.

Front-tire flotation and **control in soggy field conditions**.

						TIRE DIMENSIONS (IN.)							CONTACT AREA (SQ. IN.)	
		LI			LBS									ML
TIRE SIZE	MATERIAL NUMBER	LOAD INDEX	PLY RATING	SPEED SYMBOL RATING	WEIGHT	DESIGN RIM WIDTH	OVERALL WIDTH	OVERALL DIA.	STATIC LOADED RADIUS	ROLLING CIRCUM.	BAR HEIGHT 32NDS	BAR HEIGHT INCHES	FLAT PLATE	MAX. LOAD & INFL. (LBS @ PSI)
TUBELESS														
48X25.00-20	360422	149	12	B	268	20.50	25.0	48.5	21.4	143	32	1.00	315	7150 @ 45
48X31.00-20	360430	150	14	B	325	26.00	30.5	48.5	21.7	144	32	1.00	350	7400 @ 45

See General Farm Tire Information, Approved Rim Contours (pages 227-231) for a listing of approved rim contours by tire size.

FLOTATION 23° DEEP TREAD — HF-3

Designed with rounded shoulders to help **minimize soil disturbance while turning**.

With Firestone's innovative 23° tread design, more of the bar grips the surface, making it ideal for farmers looking for **increased traction while more efficiently transferring horsepower to the ground, saving both time and fuel**.[1]

					TIRE DIMENSIONS (IN.)							CONTACT AREA (SQ. IN.)	
TIRE SIZE	MATERIAL NUMBER	PLY RATING	SPEED SYMBOL RATING	WEIGHT	DESIGN RIM WIDTH	OVERALL WIDTH	OVERALL DIA.	STATIC LOADED RADIUS	ROLLING CIRCUM.	BAR HEIGHT 32NDS	BAR HEIGHT INCHES	FLAT PLATE	MAX. LOAD & INFL. (LBS @ PSI)
TUBELESS													
42X25.00-20	358304	12	B	275	20.50	24.5	43.8	20.3	133	58	1.81	220	4800 @ 45
48X25.00-20	344184	10	B	333	20.50	25.0	51.0	22.4	150	58	1.81	340	6150 @ 35
48X31.00-20	361976	14	B	398	26.00	30.5	51.0	22.7	151	58	1.81	380	7400 @ 45

See General Farm Tire Information, Approved Rim Contours (pages 227-231) for a listing of approved rim contours by tire size.

[1]Compared to 45° tread pattern design.

IRRIGATION

Irrigation equipment must be built to handle everything Mother Nature can throw at it, all the way from the ground up. With ozone resistance, our tires have the durability to withstand year after year of continual service. Plus, their cleanability means they resist bogging down in wet fields, so you'll waste neither time nor water on a pivot that won't budge.

CHAMPION HYDRO ND — R-1

Ideal for linear and pivot irrigation systems.

Designed with a non-directional tread pattern that **equalizes traction in forward and reverse direction**.

Delivers **traction in consistently wet and dry conditions**.

The 0° bar angle offers **better cleanability** and **less slippage** than conventional tread designs, resulting in **reduced soil disturbance and less rutting**.

					TIRE DIMENSIONS (IN.)							CONTACT AREA (SQ. IN.)	
		LI		LBS								ML	
TIRE SIZE	MATERIAL NUMBER	LOAD INDEX	SPEED SYMBOL RATING	WEIGHT	DESIGN RIM WIDTH	OVERALL WIDTH	OVERALL DIA.	STATIC LOADED RADIUS	ROLLING CIRCUM.	BAR HEIGHT 32NDS	BAR HEIGHT INCHES	FLAT PLATE	MAX. LOAD & INFL. (LBS @ PSI)
TUBELESS													
290/85D38	003147	141	CREEP	110	10.00	12.1	58.8	26.2	174	43	1.34	205	5680 @ 37
380/85D24	373765	145	CREEP	118	12.00	15.0	49.4	21.2	141	47	1.47	268	6400 @ 26

See General Farm Tire Information, Approved Rim Contours (pages 227-231) for a listing of approved rim contours by tire size.

TRACTION FIELD AND ROAD — R-1

Tough treads and flexible sidewalls made of dual rubber compounds help deliver **a smooth ride and long wear**. Plus, they help **resist weather cracking**.

With Firestone's innovative 23° tread design, more of the bar grips the surface, making it ideal for farmers looking for **increased traction while more efficiently transferring horsepower to the ground, saving both time and fuel**.[1]

					TIRE DIMENSIONS (IN.)							CONTACT AREA (SQ. IN.)	
TIRE SIZE	MATERIAL NUMBER	PLY RATING	SPEED SYMBOL RATING	WEIGHT	DESIGN RIM WIDTH	OVERALL WIDTH	OVERALL DIA.	STATIC LOADED RADIUS	ROLLING CIRCUM.	BAR HEIGHT 32NDS	BAR HEIGHT INCHES	FLAT PLATE	MAX. LOAD & INFL. (LBS @ PSI)
TUBELESS													
11.2-24	351725	6	A8	77	10.00	11.2	43.0	20.0	129	43	1.34	96	2090 @ 26
14.9-24	345334	6	A8	122	13.00	14.9	49.0	22.5	146	48	1.50	160	3000 @ 20

See General Farm Tire Information, Approved Rim Contours (pages 227-231) for a listing of approved rim contours by tire size.

[1]Compared to 45° tread pattern design.

FIELD AND ROAD — R-1

With Firestone's innovative 23° tread design, more of the bar grips the surface, making it ideal for farmers looking for **increased traction while more efficiently transferring horsepower to the ground, saving both time and fuel**.[1]

Wear- and snag-resistant tread compounds and flexible sidewall rubber combine for a **great ride and long tire life**.

					TIRE DIMENSIONS (IN.)							CONTACT AREA (SQ. IN.)	
				LBS									ML
TIRE SIZE	MATERIAL NUMBER	PLY RATING	SPEED SYMBOL RATING	WEIGHT	DESIGN RIM WIDTH	OVERALL WIDTH	OVERALL DIA.	STATIC LOADED RADIUS	ROLLING CIRCUM.	BAR HEIGHT 32NDS	BAR HEIGHT INCHES	FLAT PLATE	MAX. LOAD & INFL. (LBS @ PSI)
TUBELESS													
11.2-38	355003	4	A8	105	10.00	11.2	57.0	26.6	172	37	1.16	120	2090 @ 18
11.2-38	000929	6	A8	100	10.00	11.2	57.0	26.6	172	37	1.16	120	2540 @ 26

See General Farm Tire Information, Approved Rim Contours (pages 227-231) for a listing of approved rim contours by tire size.

[1]Compared to 45° tread pattern design.

IRRIGATION SPECIAL — R-1

Designed specifically for mobile irrigation equipment.

Engineered with a tough nylon-cord body for **durability and long wear** and flexible sidewall dual rubber compounds for **long wear and resistance to weather cracking**.

With Firestone's innovative 23° tread design, more of the bar grips the surface, making it ideal for farmers looking for **increased traction while more efficiently transferring horsepower to the ground, saving both time and fuel**.[1]

					TIRE DIMENSIONS (IN.)							CONTACT AREA (SQ. IN.)	
TIRE SIZE	MATERIAL NUMBER	PLY RATING	SPEED SYMBOL RATING	WEIGHT	DESIGN RIM WIDTH	OVERALL WIDTH	OVERALL DIA.	STATIC LOADED RADIUS	ROLLING CIRCUM.	BAR HEIGHT 32NDS	BAR HEIGHT INCHES	FLAT PLATE	MAX. LOAD & INFL. (LBS @ PSI)
TUBELESS													
11.2-24	321893	4	-	71	10.00	11.2	43.1	19.7	130	32	1.00	90	3480 @ 24
14.9-24	322377	4	-	119	13.00	14.9	50.0	22.5	148	36	1.13	138	5060 @ 18
14.9-24	342459	4	-	107	13.00	14.9	50.0	22.5	148	36	1.13	138	5060 @ 18
14.9-24	000912	6	-	120	13.00	14.9	50.0	22.5	148	36	1.13	138	6330 @ 26

See General Farm Tire Information, Approved Rim Contours (pages 227-231) for a listing of approved rim contours by tire size.

[1]Compared to 45° tread pattern design.

FRONTS & IMPLEMENTS

You're in the field to increase yields, not harm them. Ensuring that your work has minimum negative impact on the soil starts with a set of tires designed to limit compaction. Engineered to handle lower pressures without sacrificing durability, our tires keep front-end equipment and implements moving while protecting your farm's most valuable asset.

TURF AND FIELD — R-3

Extra traction and resistance to lateral sway delivers top performance.

Extra flotation prevents chunking and cutting of turf on level and sloping areas.

Fits standard one-piece agricultural rims, eliminating the need for special rims.

					TIRE DIMENSIONS (IN.)							CONTACT AREA (SQ. IN.)	
				LBS									ML
TIRE SIZE	MATERIAL NUMBER	PLY RATING	SPEED SYMBOL RATING	WEIGHT*	DESIGN RIM WIDTH	OVERALL WIDTH	OVERALL DIA.	STATIC LOADED RADIUS	ROLLING CIRCUM.	BAR HEIGHT 32NDS	BAR HEIGHT INCHES	FLAT PLATE	MAX. LOAD & INFL. (LBS @ PSI)
TUBE TYPE													
13.6-16	345210	4	A8	59	12.00	13.5	38.5	18	115	12	0.38	91	1570 @ 14
TUBELESS													
9.5-16	351776	6	A8	42	8.00	9.5	32.3	14	94	19	0.59	55	1390 @ 30

*Estimate, subject to change.

See General Farm Tire Information, Approved Rim Contours (pages 227-231) for a listing of approved rim contours by tire size.

CHAMPION GUIDE GRIP 4-RIB — F-2

Designed with a **self-cleaning tread**.

A front tractor tire with four-rib design for **hold, flotation and resistance to side-slip**.

A wide selection of high-flotation/low-profile and conventional sizes.

Stubble Stomper tires are specially fortified with rubber compounds that help guard against **stubble puncture and tire erosion**.

					TIRE DIMENSIONS (IN.)							CONTACT AREA (SQ. IN.)	
TIRE SIZE	MATERIAL NUMBER	PLY RATING	SPEED SYMBOL RATING	WEIGHT*	DESIGN RIM WIDTH	OVERALL WIDTH	OVERALL DIA.	STATIC LOADED RADIUS	ROLLING CIRCUM.	BAR HEIGHT 32NDS	BAR HEIGHT INCHES	FLAT PLATE	MAX. LOAD & INFL. (LBS @ PSI)
TUBELESS													
9.5L-15	375227	8	A8	39	8.00	9.4	30.6	13.9	90	23	0.72	42	1870 @ 48
11L-15	376570	8	A8	50	8.00	10.8	32.1	14.5	95	27	0.84	55	2090 @ 44
7.50-16	374717	8	A8	39	5.50	8.2	31.5	14.3	92	20	0.63	38	1710 @ 56
10.00-16	339865	8	A8	51	8.00	10.6	34.9	15.8	104	26	0.81	60	2340 @ 44
10.00-16	368750	10	A8	56	8.00	10.6	34.9	15.8	104	26	0.81	60	2600 @ 52
11.00-16	339873	8	A8	69	10.00	12.2	37.8	17.1	113	29	0.91	71	2600 @ 40
11.00-16	342602	12	A8	78	10.00	12.2	37.8	17.1	113	29	0.91	71	3420 @ 60
14L-16.1	365537	8	A8	88	11.00	14.0	38.8	17.1	114	41	1.28	100	3000 @ 36
14L-16.1	359432	12	A8	97	11.00	13.8	38.5	17.4	114	33	1.03	101	3860 @ 52
16.5L-16.1	339938	8	A8	127	14.00	16.3	41.7	18.9	122	36	1.13	135	3520 @ 32

STUBBLE STOMPER

TUBELESS													
10.00-16	357898	8	A8	57	8.00	10.6	34.9	15.8	104	26	0.81	60	2340 @ 44
11.00-16	357901	8	A8	74	10.00	12.2	37.8	17.1	113	29	0.91	71	2600 @ 40

*Estimate, subject to change.

See General Farm Tire Information, Approved Rim Contours (pages 227-231) for a listing of approved rim contours by tire size.

CHAMPION GUIDE GRIP 3-RIB — F-2

Self-cleaning three-rib tread pattern designed for **positive steering and quick steering response**.

A shock-fortified cord body **resists snags and impacts**.

Special high-density rubber compounds **help resist stubble damage**.

					TIRE DIMENSIONS (IN.)							CONTACT AREA (SQ. IN.)	
TIRE SIZE	MATERIAL NUMBER	PLY RATING	SPEED SYMBOL RATING	WEIGHT*	DESIGN RIM WIDTH	OVERALL WIDTH	OVERALL DIA.	STATIC LOADED RADIUS	ROLLING CIRCUM.	BAR HEIGHT 32NDS	BAR HEIGHT INCHES	FLAT PLATE	MAX. LOAD & INFL. (LBS @ PSI)
TUBE TYPE													
10.00-16	350877	8	A8	52	8.00	10.8	35.2	16.2	104	32	1.00	60	2340 @ 44
11.00-16	350885	8	A8	73	10.00	12.4	38.1	17.5	113	35	1.09	71	2600 @ 40
TUBELESS													
11L-15	375142	8	A8	54	8.00	11.0	32.4	14.7	96	34	1.06	53	2090 @ 44
6.00-16	374700	6	A8	28	4.00	6.4	29.1	13.5	87	19	0.59	36	1140 @ 52
6.50-16	374683	6	A8	32	4.50	7.0	30.4	14.2	88	22	0.69	41	1230 @ 48
7.50-16	374751	8	A8	43	5.50	8.2	32.0	16.3	95	24	0.75	43	1710 @ 56
7.50-20	352594	6	A8	45	5.50	7.9	35.8	16.3	106	26	0.81	48	1710 @ 44
14L-16.1	354449	8	A8	82	11.00	14.0	38.8	17.1	114	41	1.28	100	3000 @ 36
14L-16.1	322687	10	A8	93	11.00	14.0	38.8	17.1	114	41	1.28	100	3420 @ 44

STUBBLE STOMPER

TUBELESS													
10.00-16	357847	8	A8	59	8.00	10.8	35.2	16.2	104	32	1.00	60	2340 @ 44
11.00-16	357855	8	A8	78	10.00	12.4	38.1	17.5	113	35	1.09	71	2600 @ 40

*Estimate, subject to change.

See General Farm Tire Information, Approved Rim Contours (pages 227-231) for a listing of approved rim contours by tire size.

GUIDE GRIP 3-RIB — F-2

An all-purpose front tractor tire that offers a **self-cleaning** three-rib tread designed for **positive steering and quick steering response**.

Shock-fortified cord body that **resists snags and impacts**.

Specially formulated rubber helps **resist weathering**.

					TIRE DIMENSIONS (IN.)							CONTACT AREA (SQ. IN.)	
				LBS									MI
TIRE SIZE	MATERIAL NUMBER	PLY RATING	SPEED SYMBOL RATING	WEIGHT*	DESIGN RIM WIDTH	OVERALL WIDTH	OVERALL DIA.	STATIC LOADED RADIUS	ROLLING CIRCUM.	BAR HEIGHT 32NDS	BAR HEIGHT INCHES	FLAT PLATE	MAX. LOAD & INFL. (LBS @ PSI)
TUBE TYPE													
5.00-15	375278	4	A8	14	3.00	5.1	25.6	11.7	76	12	0.38	19	715 @ 44
TUBELESS													
7.5L-15	374666	6	A8	34	6.00	8.4	29.2	13.6	89	19	0.59	37	1430 @ 44

*Estimate, subject to change.

See General Farm Tire Information, Approved Rim Contours (pages 227-231) for a listing of approved rim contours by tire size.

INDUSTRIAL SPECIAL — F-3

Specifically engineered for agricultural tractors in industrial service.

Helps in **improving traction performance on hard soil, asphalt and concrete**.

Shock-fortified nylon-cord body **resists impact, cuts and punctures**.

					TIRE DIMENSIONS (IN.)							CONTACT AREA (SQ. IN.)	
				LBS									MI
TIRE SIZE	MATERIAL NUMBER	PLY RATING	SPEED SYMBOL RATING	WEIGHT*	DESIGN RIM WIDTH	OVERALL WIDTH	OVERALL DIA.	STATIC LOADED RADIUS	ROLLING CIRCUM.	BAR HEIGHT 32NDS	BAR HEIGHT INCHES	FLAT PLATE	MAX. LOAD & INFL. (LBS @ PSI)
TUBELESS													
11L-15	316024	8	A8	37	8.00	11.0	30.9	14.1	92	14	0.44	59	2090 @ 44
11L-15	326011	10	A8	41	8.00	11.0	30.9	14.1	92	14	0.44	59	2340 @ 52

*Estimate, subject to change.

See General Farm Tire Information, Approved Rim Contours (pages 227-231) for a listing of approved rim contours by tire size.

DESTINATION FARM RADIAL IMP — I-1

Carry heavier loads or run at reduced inflation with our AD2 technology.[1]

Specifically designed for the high-load demands of today's agricultural equipment.

Flatter tread profile helps manage soil compaction.

					TIRE DIMENSIONS (IN.)							CONTACT AREA (SQ. IN.)	
TIRE SIZE	MATERIAL NUMBER	LOAD INDEX	SPEED SYMBOL RATING	WEIGHT*	DESIGN RIM WIDTH	OVERALL WIDTH	OVERALL DIA.	STATIC LOADED RADIUS	ROLLING CIRCUM.	BAR HEIGHT 32NDS	BAR HEIGHT INCHES	FLAT PLATE	MAX. LOAD & INFL. (LBS @ PSI)
TUBELESS													
IF210/75R15	005514	115	D	41	6.00	8.0	27.5	12.0	82	11	0.34	59	2680 @ 52
IF240/80R15	000543	121	D	48	8.00	9.7	30.1	13.4	90	11	0.34	66	3200 @ 46
IF265/85R15	001585	125	D	60	8.00	10.7	32.7	14.5	97	11	0.34	87	3640 @ 41
IF280/70R15	004844	134	D	58	8.00	10.7	30.5	13.8	92	11	0.34	80	4680 @ 64
IF320/70R15	003166	144	D	71	10.00	12.6	32.6	14.4	97	11	0.34	98	6150 @ 70
VF245/70R19.5	001581	142	D	80	7.50	9.4	33.4	14.8	100	19	0.59	74	5840 @ 75
VF265/70R19.5	000896	141	D	86	7.50	9.9	34.4	15.5	103	20	0.63	92	6600 @ 75
VF285/70R19.5	000895	150	D	95	8.25	10.6	35.4	15.9	106	21	0.66	100	7400 @ 75
VF255/70R22.5	000898	146	D	101	8.25	10.3	37.3	16.8	112	26	0.81	85	6600 @ 75
VF295/75R22.5	001583	151	D	113	8.25	10.6	40.1	17.8	121	19	0.59	109	7600 @ 64
VF385/65R22.5	000899	163	D	173	11.75	15.1	42.7	18.5	128	23	0.72	144	10700 @ 70
VF445/65R22.5	001584	174	D	211	13.00	17.3	45.8	19.6	138	24	0.75	194	14800 @ 75

*Estimate, subject to change.

See General Farm Tire Information, Approved Rim Contours (pages 227-231) for a listing of approved rim contours by tire size.

[1]Compared to standard equivalent Firestone tires.

HIGHWAY SPECIAL — I-1

DOT-approved for **highway speeds**. Designed to accommodate intermittent highway use by farm implements and wagons in agricultural service.

Offers a five-rib design for **increased stability**.

					TIRE DIMENSIONS (IN.)							CONTACT AREA (SQ. IN.)	
				LBS									ML
TIRE SIZE	MATERIAL NUMBER	PLY RATING	SPEED SYMBOL RATING	WEIGHT*	DESIGN RIM WIDTH	OVERALL WIDTH	OVERALL DIA.	STATIC LOADED RADIUS	ROLLING CIRCUM.	BAR HEIGHT 32NDS	BAR HEIGHT INCHES	FLAT PLATE	MAX. LOAD & INFL. (LBS @ PSI)
TUBELESS													
9.5L-15FI	374598	E	J2	48	8.00	9.5	30.8	14.0	90	11	0.34	42	3080 @ 75
11L-15FI	374581	F	J2	56	8.00	10.8	30.6	13.6	92	11	0.34	75	3960 @ 90
12.5L-15FI	374564	F	J2	62	10.00	12.3	32.8	14.6	98	11	0.34	98	4680 @ 90

*Estimate, subject to change.

See General Farm Tire Information, Approved Rim Contours (pages 227-231) for a listing of approved rim contours by tire size.

Designed for free-rolling wheels on wagons and trailers, the Farm Implement is designed with specially fortified rubber that stands tough **against stubble punctures and tire erosion**.

Cut-resistant sidewall **reduces downtime**.

Impact-resistant, shock-fortified nylon-cord body.

Specially formulated rubber helps **resist weathering**.

					TIRE DIMENSIONS (IN.)							CONTACT AREA (SQ. IN.)	
TIRE SIZE	MATERIAL NUMBER	PLY RATING	SPEED SYMBOL RATING	WEIGHT*	DESIGN RIM WIDTH	OVERALL WIDTH	OVERALL DIA.	STATIC LOADED RADIUS	ROLLING CIRCUM.	BAR HEIGHT 32NDS	BAR HEIGHT INCHES	FLAT PLATE	MAX. LOAD & INFL. (LBS @ PSI)
TUBE TYPE													
8.5L-14	339148	6	B	19	6.00	8.4	28.2	12.5	85	8	0.25	46	1870 @ 36
6.00-16	339199	6	B	16	4.00	6.2	27.9	13.4	84	8	0.25	40	1520 @ 44
TUBELESS													
9.5L-14	358940	8	B	27	8.00	9.4	29.0	12.9	86	8	0.25	59	2400 @ 44
11L-14	350028	8	B	31	8.00	10.8	29.4	13.1	87	8	0.25	77	2440 @ 36
5.90-15	339288	4	B	15	4.50	6.0	26.0	11.6	77	7	0.22	34	1140 @ 36
6.70-15	339296	4	B	18	4.50	6.6	27.5	12.2	82	7	0.22	39	1280 @ 32
6.70-15	375652	6	B	19	4.50	6.7	27.7	12.3	82	7	0.22	39	1610 @ 44
7.60-15	339369	8	B	24	5.50	7.5	28.7	12.8	86	8	0.25	42	2090 @ 52
9.5L-15	339377	8	B	30	8.00	9.4	30.0	13.3	89	8	0.25	58	2470 @ 44
9.5L-15	355860	12	B	37	8.00	9.4	30.0	13.3	89	8	0.25	58	3150 @ 64
11L-15	339547	8	B	33	8.00	10.7	30.6	13.6	90	8	0.25	75	2540 @ 36
11L-15	339482	12	B	39	8.00	10.7	30.6	13.6	90	8	0.25	75	3200 @ 52
12.5L-15	339598	10	B	43	10.00	12.3	32.1	14.3	95	8	0.25	98	3420 @ 44
12.5L-15	354538	12	B	48	10.00	12.3	32.1	14.3	95	8	0.25	98	3860 @ 52
12.5L-15	378457	18	B	48	10.00	12.3	32.1	14.3	95	8	0.25	98	4680 @ 72
27X9.50-15	357804	8	B	27	7.00	9.4	27.5	12.6	81	10	0.31	53	1870 @ 60
11L-16	359831	8	B	38	8.00	10.8	31.4	14.0	95	8	0.25	80	2680 @ 36
12.5L-16	339490	12	B	51	10.00	12.3	33.1	14.7	100	8	0.25	110	3960 @ 52
12.5L-16	356840	14	B	60	10.00	12.3	33.1	14.7	100	8	0.25	110	4180 @ 56
14L-16.1	354686	8	B	68	11.00	14.0	37.0	16.5	101	12	0.38	136	3860 @ 32
14L-16.1	365520	12	B	84	11.00	14.0	37.0	16.5	101	12	0.38	136	4680 @ 44
14L-16.1	376876	14	B	86	11.00	14.0	37.0	16.5	101	12	0.38	136	5200 @ 52
16.5L-16.1	339636	10	B	108	14.00	16.3	39.9	17.9	110	14	0.44	160	5200 @ 36
16.5L-16.1	342483	14	B	121	14.00	16.3	39.9	17.9	110	14	0.44	160	6400 @ 48
7.50-20	339326	6	B	34	5.50	7.9	34.7	15.4	102	8	0.25	57	2090 @ 36

STUBBLE STOMPER

TUBELESS													
5.90-15	362034	4	B	19	4.50	6.0	26.0	11.6	77	7	0.22	34	1140 @ 36

*Estimate, subject to change.

See General Farm Tire Information, Approved Rim Contours (pages 227-231) for a listing of approved rim contours by tire size.

FARM TIRE — I-1



Shock-fortified nylon cord for **greater impact resistance**.

Tough construction for **long wear**.

						TIRE DIMENSIONS (IN.)							CONTACT AREA (SQ. IN.)	
	TIRE SIZE	MATERIAL NUMBER	PLY RATING	SPEED SYMBOL RATING	WEIGHT*	DESIGN RIM WIDTH	OVERALL WIDTH	OVERALL DIA.	STATIC LOADED RADIUS	ROLLING CIRCUM.	BAR HEIGHT 32NDS	BAR HEIGHT INCHES	FLAT PLATE	MAX. LOAD & INFL. (LBS @ PSI)
FARM TIRE TUBELESS														
B	10.00-15	329614	8	B	44	8.00	10.6	33.3	14.8	94	11	0.34	79	3200 @ 40
FARM TIRE L TUBELESS														
B	19L-16.1	359777	12	B	115	16.00	18.5	41.6	18.5	115	16	0.50	225	6600 @ 36
B	21.5L-16.1	318507	10	B	133	18.00	21.8	43.5	19.3	120	14	0.44	252	6600 @ 28
B	21.5L-16.1	325848	14	B	148	18.00	21.8	43.5	19.3	120	14	0.44	252	7850 @ 36

*Estimate, subject to change.

See General Farm Tire Information, Approved Rim Contours (pages 227-231) for a listing of approved rim contours by tire size.

RIB IMPLEMENT — I-1

Engineered with a five-rib tread design that **guards against side-slip on hills**.

Specially formulated rubber **resists weathering**.

Designed for low rolling resistance, **saving fuel**.

					TIRE DIMENSIONS (IN.)							CONTACT AREA (SQ. IN.)	
TIRE SIZE	MATERIAL NUMBER	PLY RATING	SPEED SYMBOL RATING	WEIGHT*	DESIGN RIM WIDTH	OVERALL WIDTH	OVERALL DIA.	STATIC LOADED RADIUS	ROLLING CIRCUM.	BAR HEIGHT 32NDS	BAR HEIGHT INCHES	FLAT PLATE	MAX. LOAD & INFL. (LBS @ PSI)
TUBE TYPE													
5.00-15	375346	4	B	15	3.00	5.1	25.2	11.5	73	6	0.19	26	965 @ 36
9.00-24	356212	8	B	54	8.00	10.8	43.1	20.0	130	12	0.38	95	3520 @ 40
TUBELESS													
31X13.50-15	355518	8	B	57	10.00	13.8	30.8	13.8	84	12	0.38	105	2600 @ 45
31X13.50-15	358622	12	B	65	10.00	13.8	30.8	13.8	84	12	0.38	105	3520 @ 75
11.25-24	324221	8	B	74	10.00	12.9	46.7	21.5	141	13	0.41	127	4080 @ 32
11.25-24	355534	12	B	95	10.00	12.9	46.7	21.5	141	13	0.41	127	5200 @ 48
11.25-28	326453	12	B	118	10.00	12.9	50.7	23.5	153	13	0.41	132	5360 @ 48

STUBBLE STOMPER

TUBELESS													
31X13.50-15	359025	10	B	67	10.00	13.8	30.8	13.8	84	12	0.38	105	3080 @ 60

*Estimate, subject to change.

See General Farm Tire Information, Approved Rim Contours (pages 227-231) for a listing of approved rim contours by tire size.

RIB DUPLEX FARM — I-1

The wide-rib tread design on Rib Duplex Farm aids in flotation.

Tough, cut-resistant rubber compounds and shock-fortified body promote **long life and reduce downtime**.

Designed with exceptional steering ease and high flotation on front-wheel positions.

					TIRE DIMENSIONS (IN.)							CONTACT AREA (SQ. IN.)	
				LBS								ML	
TIRE SIZE	MATERIAL NUMBER	PLY RATING	SPEED SYMBOL RATING	WEIGHT*	DESIGN RIM WIDTH	OVERALL WIDTH	OVERALL DIA.	STATIC LOADED RADIUS	ROLLING CIRCUM.	BAR HEIGHT 32NDS	BAR HEIGHT INCHES	FLAT PLATE	MAX. LOAD & INFL. (LBS @ PSI)
TUBELESS													
36X16-17.5	318523	8	B	112	10.50	15.8	36.8	16.7	112	16	0.50	98	4400 @ 40
36X16-17.5	361968	14	B	118	10.50	15.8	36.8	16.7	112	16	0.50	98	6950 @ 75

*Estimate, subject to change.

See General Farm Tire Information, Approved Rim Contours (pages 227-231) for a listing of approved rim contours by tire size.

DUO RIB PLANTER — I-1

Specifically designed for firming soil around seed as it's planted.

Deep ribs help **keep your planter in line on side hills**.

Cut-resistant rubber compounds for **longer wear and reduced downtime**.

					TIRE DIMENSIONS (IN.)							CONTACT AREA (SQ. IN.)	
TIRE SIZE	MATERIAL NUMBER	PLY RATING	SPEED SYMBOL RATING	WEIGHT*	DESIGN RIM WIDTH	OVERALL WIDTH	OVERALL DIA.	STATIC LOADED RADIUS	ROLLING CIRCUM.	BAR HEIGHT 32NDS	BAR HEIGHT INCHES	FLAT PLATE	MAX. LOAD & INFL. (LBS @ PSI)
TUBE TYPE													
7.60-15	325864	6	B	26	5.50	7.6	29.3	13.3	84	21	0.66	42	1760 @ 40
TUBELESS													
7.50-20	313424	4	B	45	5.50	8.5	37.1	17.4	112	24	0.75	67	1760 @ 28

*Estimate, subject to change.

See General Farm Tire Information, Approved Rim Contours (pages 227-231) for a listing of approved rim contours by tire size.

DESTINATION TURF — I-2

Featuring a turf pattern powered with biting edges to **grip the soil** while **enhancing the cleaning power**.

Designed with AD² technology, which **delivers a larger**, **more uniform contact area** and makes it possible to **carry the same load at lower inflations, or handle higher loads at the same air pressure**.[1]

Designed with steel belts and special compounds that are engineered to be more **resistant to stubble**.

					TIRE DIMENSIONS (IN.)								CONTACT AREA (SQ. IN.)	
		LI		LBS										ML
TIRE SIZE	MATERIAL NUMBER	LOAD INDEX	SPEED SYMBOL RATING	WEIGHT*	DESIGN RIM WIDTH	OVERALL WIDTH	OVERALL DIA.	STATIC LOADED RADIUS	ROLLING CIRCUM.	ROLLING CIRCUM. INDEX	BAR HEIGHT 32NDS	BAR HEIGHT INCHES	FLAT PLATE	MAX. LOAD & INFL. (LBS @ PSI)
TUBELESS														
IF320/65R15	007119	142	D	N/A	10.00	12.6	31.1	13.5	93	N/A	13	0.41	100	5840 @ 70
IF320/70R15	006264	144	D	N/A	10.00	12.4	32.6	14.2	97	N/A	13	0.41	108	6150 @ 70

IF320/65R15 replaces 31x13.50-15 Turf & Field.

*Estimate, subject to change.

See General Farm Tire Information, Approved Rim Contours (pages 227-231) for a listing of approved rim contours by tire size.

[1]Compared to equivalent-sized standard radial tires.

ALL NON-SKID (ANS) FARM — I-2

A non-aggressive, multi-block tread pattern is designed for free-rolling wheels on tractors and trailers and helps to **minimize ground disturbance**.

Engineered with shock-fortified nylon cord for **increased impact resistance**.

					TIRE DIMENSIONS (IN.)							CONTACT AREA (SQ. IN.)	
TIRE SIZE	MATERIAL NUMBER	PLY RATING	SPEED SYMBOL RATING	WEIGHT*	DESIGN RIM WIDTH	OVERALL WIDTH	OVERALL DIA.	STATIC LOADED RADIUS	ROLLING CIRCUM.	BAR HEIGHT 32NDS	BAR HEIGHT INCHES	FLAT PLATE	MAX. LOAD & INFL. (LBS @ PSI)
TUBELESS													
13.50-16.1	325015	10	B	84	11.00	13.5	40.6	17.5	120	19	0.59	165	4940 @ 40
16.5L-16.1	310514	6	B	81	14.00	16.3	40.8	17.5	116	19	0.59	175	3960 @ 24
16.5L-16.1	317365	10	B	95	14.00	16.3	40.8	17.6	116	19	0.59	175	5200 @ 36

*Estimate, subject to change.

See General Farm Tire Information, Approved Rim Contours (pages 227-231) for a listing of approved rim contours by tire size.

TURF AND FIELD — I-3

Extra traction and resistance to lateral sway deliver top performance.

Extra flotation prevents chunking and cutting of turf on level and sloping areas.

Fits standard one-piece agricultural rims, eliminating the need for special rims.

					TIRE DIMENSIONS (IN.)							CONTACT AREA (SQ. IN.)	
TIRE SIZE	MATERIAL NUMBER	PLY RATING	SPEED SYMBOL RATING	WEIGHT*	DESIGN RIM WIDTH	OVERALL WIDTH	OVERALL DIA.	STATIC LOADED RADIUS	ROLLING CIRCUM.	BAR HEIGHT 32NDS	BAR HEIGHT INCHES	FLAT PLATE	MAX. LOAD & INFL. (LBS @ PSI)
TUBELESS													
21.5L-16.1	312770	6	A8	189	18.00	20.8	44.1	19	127	33	1.03	190	2760 @ 12
21.5L-16.1	355887	10	A8	180	18.00	20.8	44.1	19	127	33	1.03	190	3860 @ 22

*Estimate, subject to change.

See General Farm Tire Information, Approved Rim Contours (pages 227-231) for a listing of approved rim contours by tire size.

POWER IMPLEMENT — I-3

Designed for traction wheels on self-powered machines like trenchers or hay rakes.

Available with either a directional tread or a non-directional tread for ground-driven equipment.

Designed to help deliver **long wear**.

						TIRE DIMENSIONS (IN.)							CONTACT AREA (SQ. IN.)	
	TIRE SIZE	MATERIAL NUMBER	PLY RATING	SPEED SYMBOL RATING	WEIGHT*	DESIGN RIM WIDTH	OVERALL WIDTH	OVERALL DIA.	STATIC LOADED RADIUS	ROLLING CIRCUM.	BAR HEIGHT 32NDS	BAR HEIGHT INCHES	FLAT PLATE	MAX. LOAD & INFL. (LBS @ PSI)
						TUBELESS								
A	5.00-15	310069	4	B	16	3.00	5.6	25.8	11.5	78	15	0.47	32	965 @ 36
B	7.60-15	340529	6	B	25	5.50	7.5	29.2	13.3	87	16	0.50	60	1760 @ 40
B	12.5L-15	340561	8	B	46	10.00	12.5	33.3	15.0	101	22	0.69	110	3000 @ 36
C	13.50-16.1	342688	8	B	84	11.00	15.0	41.1	17.8	124	23	0.72	166	4300 @ 32
B	16.5L-16.1	340618	6	B	82	14.00	16.0	41.0	17.7	124	25	0.78	198	3960 @ 24
B	16.5L-16.1	342467	10	B	97	14.00	16.0	41.0	17.7	124	25	0.78	198	5200 @ 36
B	21.5L-16.1	359408	8	B	183	18.00	21.5	45.8	19.5	126	33	1.03	306	6000 @ 24
B	21.5L-16.1	359416	14	B	185	18.00	21.5	45.8	19.5	126	33	1.03	306	7850 @ 36

*Estimate, subject to change.

See General Farm Tire Information, Approved Rim Contours (pages 227-231) for a listing of approved rim contours by tire size.

NON-DIRECTIONAL DUPLEX FARM — I-3

Built of exclusive rubber compounds that **resist weathering, snags and punctures**.

Offers a wide tread design that **spreads load weight and reduces rear-wheel compaction**.

Non-directional tread design helps to **improve traction performance**.

					TIRE DIMENSIONS (IN.)							CONTACT AREA (SQ. IN.)	
				LBS									ML
TIRE SIZE	MATERIAL NUMBER	PLY RATING	SPEED SYMBOL RATING	WEIGHT*	DESIGN RIM WIDTH	OVERALL WIDTH	OVERALL DIA.	STATIC LOADED RADIUS	ROLLING CIRCUM.	BAR HEIGHT 32NDS	BAR HEIGHT INCHES	FLAT PLATE	MAX. LOAD & INFL. (LBS @ PSI)
TUBELESS													
40X19-19.5	323004	14	B	189	15.00	18.1	39.6	17.9	121	26	0.81	148	7850 @ 65

*Estimate, subject to change.

See General Farm Tire Information, Approved Rim Contours (pages 227-231) for a listing of approved rim contours by tire size.

FLOTATION IMPLEMENT — I-3

Designed with a large footprint that **reduces soil compaction** and helps **resist side-slip on hillsides**.

A special-purpose flotation tire for free-rolling wheels, with high-density rubber that **stands tough against stubble**.

Heavy-duty shock-fortified nylon-cord body **aids in resisting impacts**.

					TIRE DIMENSIONS (IN.)							CONTACT AREA (SQ. IN.)	
TIRE SIZE	MATERIAL NUMBER	PLY RATING	SPEED SYMBOL RATING	WEIGHT*	DESIGN RIM WIDTH	OVERALL WIDTH	OVERALL DIA.	STATIC LOADED RADIUS	ROLLING CIRCUM.	BAR HEIGHT 32NDS	BAR HEIGHT INCHES	FLAT PLATE	MAX. LOAD & INFL. (LBS @ PSI)
TUBELESS													
600/55-22.5	364653	16	B	316	20.00	23.6	50.0	21.3	142	35	1.09	310	10200 @ 38
700/50-22.5	359033	16	B	337	24.00	27.4	50.0	21.3	142	35	1.09	363	11700 @ 35

*Estimate, subject to change.

See General Farm Tire Information, Approved Rim Contours (pages 227-231) for a listing of approved rim contours by tire size.

FARM IMPLEMENT — HF-1

Flotation design created specifically for front position on compact tractors.

Shock-fortified nylon-cord body **resists impacts**.

Cut-resistant sidewall compound **reduces downtime**.

					TIRE DIMENSIONS (IN.)							CONTACT AREA (SQ. IN.)	
				LBS									ML
TIRE SIZE	MATERIAL NUMBER	PLY RATING	SPEED SYMBOL RATING	WEIGHT*	DESIGN RIM WIDTH	OVERALL WIDTH	OVERALL DIA.	STATIC LOADED RADIUS	ROLLING CIRCUM.	BAR HEIGHT 32NDS	BAR HEIGHT INCHES	FLAT PLATE	MAX. LOAD & INFL. (LBS @ PSI)
TUBELESS													
27X8.50-15	379460	8	B	30	7.00	8.4	26.7	13	84	11	0.34	34	1820 @ 60

*Estimate, subject to change.

See General Farm Tire Information, Approved Rim Contours (pages 227-231) for a listing of approved rim contours by tire size.

TURF AND FIELD — HF-2

Stubble Stomper

Shock-fortified nylon-cord body **helps resist impacts**.

Stubble Stomper is designed with a cut-resistant sidewall that **aids in reducing downtime**.

Stubble Stomper includes a specially fortified tread rubber **resists stubble punctures and tire erosion**.

					TIRE DIMENSIONS (IN.)							CONTACT AREA (SQ. IN.)	
TIRE SIZE	MATERIAL NUMBER	PLY RATING	SPEED SYMBOL RATING	WEIGHT*	DESIGN RIM WIDTH	OVERALL WIDTH	OVERALL DIA.	STATIC LOADED RADIUS	ROLLING CIRCUM.	BAR HEIGHT 32NDS	BAR HEIGHT INCHES	FLAT PLATE	MAX. LOAD & INFL. (LBS @ PSI)
TUBELESS													
29X12.00-15	359785	6	A3	41	10.00	12.2	29.2	12.8	86	11	0.34	–	2260 @ 30
31X13.50-15	354856	8	A3	53	10.00	13.7	30.6	13.5	93	11	0.34	–	3430 @ 45

STUBBLE STOMPER

TUBELESS													
31X13.50-15	362190	10	B	62	10.00	13.7	30.6	13.5	93	11	0.34	84	3080 @ 60

*Estimate, subject to change.

See General Farm Tire Information, Approved Rim Contours (pages 227-231) for a listing of approved rim contours by tire size.

FORESTRY

Out here, money doesn't grow on trees. It *is* trees. It's here that tires are put to the ultimate test — battling stumps, branches, limbs and anything else a forest can throw at it — where puncture resistance and durability are mandates. In conditions that are among the toughest, these tires must also have the traction to stand up to the terrain.

FLOTATION 23° DEEP TREAD (WTP) LOGGER — HF-3

Designed with a skid depth from 1.8″ to 2.5″ and a wide footprint for **flotation on soft ground**, which, in combination with the 23° tread bar, helps deliver **better traction performance**.

Rounded shoulders are engineered to **minimize soil disturbance** during turns.

Fuel savings as much as 40% greater than a narrower tire can deliver.

					TIRE DIMENSIONS (IN.)							CONTACT AREA (SQ. IN.)	
TIRE SIZE	MATERIAL NUMBER	PLY RATING	SPEED SYMBOL RATING	WEIGHT*	DESIGN RIM WIDTH	OVERALL WIDTH	OVERALL DIA.	STATIC LOADED RADIUS	ROLLING CIRCUM.	BAR HEIGHT 32NDS	BAR HEIGHT INCHES	FLAT PLATE	MAX. LOAD & INFL. (LBS @ PSI)
TUBELESS													
54X37.00-25	352063	12	A2	752	32.00	37.0	56.3	25.8	172	61	1.91	474	13200 @ 35
54X37.00-25	373102	20	A2	746	32.00	37.0	56.3	25.8	172	61	1.91	474	17100 @ 55
66X43.00-25	354392	14	A2	1097	36.00	41.5	67.8	30.3	202	74	2.31	625	19300 @ 35
66X43.00-26	354422	14	A2	1031	36.00	41.5	67.8	30.3	202	74	2.31	625	19000 @ 35
73X44.00-32	343366	16	A2	1401	36.00	42.0	74.3	32.5	219	77	2.41	730	24000 @ 40
76X50.00B32	359130	16	A2	1688	44.00	48.6	78.5	36.1	233	80	2.50	965	25400 @ 35

*Estimate, subject to change.

See General Farm Tire Information, Approved Rim Contours (pages 227-231) for a listing of approved rim contours by tire size.

FLOTATION 23° DEEP TREAD (WTP) LOGGER — HF-4

3.5″ of tread depth delivers **pull and traction in wet, swampy areas**.

Special rubber compounds help **improve resistance to cuts, snags and tears**, while the steel-cord belt design **helps with impact and puncture resistance**.

With Firestone's innovative 23° tread design, more bars grip the surface, making it ideal for loggers looking for **increased traction while more efficiently transferring horsepower to the ground, saving both time and fuel**.

					TIRE DIMENSIONS (IN.)							CONTACT AREA (SQ. IN.)	
TIRE SIZE	MATERIAL NUMBER	PLY RATING	SPEED SYMBOL RATING	WEIGHT*	DESIGN RIM WIDTH	OVERALL WIDTH	OVERALL DIA.	STATIC LOADED RADIUS	ROLLING CIRCUM.	BAR HEIGHT 32NDS	BAR HEIGHT INCHES	FLAT PLATE	MAX. LOAD & INFL. (LBS @ PSI)
TUBELESS													
67X34.00-25	354902	14	A2	1043	30.00	33.7	69.2	30.3	204	112	3.50	550	20900 @ 40
67X34.00-26	354899	14	A2	1045	30.00	33.7	69.2	30.3	204	112	3.50	550	20900 @ 40

*Estimate, subject to change.

See General Farm Tire Information, Approved Rim Contours (pages 227-231) for a listing of approved rim contours by tire size.

FLOTATION 23° EXTRA DEEP TREAD LOGGER — HF-4

Helps deliver **traction in the toughest conditions**, with a tread depth that is 1" deeper than Firestone HF-3 flotation tires.

Impact from punctures, cuts and snags is reduced with a special wide arc that protects the sidewall and four steel-cord belts.

A rounded shoulder and Firestone's innovative 23° tread design **maintain ground contact**.

The 23° tread design also **improves traction and saves time and fuel**.

					TIRE DIMENSIONS (IN.)							CONTACT AREA (SQ. IN.)	
				LBS									ML
TIRE SIZE	MATERIAL NUMBER	PLY RATING	SPEED SYMBOL RATING	WEIGHT*	DESIGN RIM WIDTH	OVERALL WIDTH	OVERALL DIA.	STATIC LOADED RADIUS	ROLLING CIRCUM.	BAR HEIGHT 32NDS	BAR HEIGHT INCHES	FLAT PLATE	MAX. LOAD & INFL. (LBS @ PSI)
					TUBELESS								
66X43.00-25	354325	14	A2	1377	36.00	41.5	70.7	32.5	213	109	3.41	625	19400 @ 35

*Estimate, subject to change.

See General Farm Tire Information, Approved Rim Contours (pages 227-231) for a listing of approved rim contours by tire size.

FORESTRY EL 700 — HF-1

Designed for use on forwarders and harvesters.

Offers **resistance to cuts, snags, tears and weather checking** through special tread and sidewall rubber compounds and steel tread plies.

20-ply construction is ideal for **handling heavy loads**.

					TIRE DIMENSIONS (IN.)							CONTACT AREA (SQ. IN.)	
TIRE SIZE	MATERIAL NUMBER	PLY RATING	SPEED SYMBOL RATING	WEIGHT*	DESIGN RIM WIDTH	OVERALL WIDTH	OVERALL DIA.	STATIC LOADED RADIUS	ROLLING CIRCUM.	BAR HEIGHT 32NDS	BAR HEIGHT INCHES	FLAT PLATE	MAX. LOAD & INFL. (LBS @ PSI)
TUBELESS													
710/45B26.5	371623	20	A2	437	24.00	28.0	52.8	23.2	159	32	1.00	345	15200 @ 73

*Estimate, subject to change.

See General Farm Tire Information, Approved Rim Contours (pages 227-231) for a listing of approved rim contours by tire size.

FORESTRY SPECIAL CRC SEVERE SERVICE — LS-2

Rugged CRC (cut-resistant compound) **resists snags and tears** and **meets the demands of high-horsepower and heavy-load equipment**.

Keep out debris with heavy-duty bead-and-rim protection.

Get a bigger footprint with our 23° tread design[1] for increased traction and maintained horsepower. That saves time and fuel.

						TIRE DIMENSIONS (IN.)							CONTACT AREA (SQ. IN.)	
	TIRE SIZE	MATERIAL NUMBER	PLY RATING	SPEED SYMBOL RATING	WEIGHT*	DESIGN RIM WIDTH	OVERALL WIDTH	OVERALL DIA.	STATIC LOADED RADIUS	ROLLING CIRCUM.	BAR HEIGHT 32NDS	BAR HEIGHT INCHES	FLAT PLATE	MAX. LOAD & INFL. (LBS @ PSI)
						TUBE TYPE								
A	28L-26	362511	16	A2	704	25.00	28.1	64.5	29.2	192	70	2.19	302	14800 @ 35
A	30.5L-32	371555	26	A2	929	27.00	30.5	74.0	33.2	219	72	2.25	378	22000 @ 45
A	DH35.5LB32	371606	24	A2	1179	31.00	35.5	79.2	35.6	235	81	2.53	641	24700 @ 35
A	18.4-26	361771	10	A2	327	16.00	18.4	56.9	26.2	171	64	2.00	182	8050 @ 30
A	23.1-26	361801	14	A2	531	20.00	23.1	63.5	28.6	188	66	2.06	261	12800 @ 35
A	16.9-30	361844	10	A2	347	15.00	16.9	59.2	27.3	178	61	1.91	162	8050 @ 35
A	18.4-34	361887	10	A2	388	16.00	18.4	65.2	30.6	198	64	2.00	206	9100 @ 30
						TUBELESS								
A	23.1-26	000407	20	A2	545	20.00	23.1	63.5	28.6	188	66	2.06	261	15200 @ 45
A	28L-26	362494	14	A2	681	25.00	28.1	64.5	29.2	192	70	2.19	302	13200 @ 30
A	24.5-32	364704	16	A2	713	21.00	24.5	70.9	32.5	209	67	2.09	350	15200 @ 35
A	30.5L-32	371538	20	A2	929	27.00	30.5	74.0	33.2	219	72	2.25	378	18700 @ 35
A	30.5L-32	004444	32	A2	997	27.00	30.5	74.2	34.0	219	72	2.25	443	24700 @ 55
B	DH35.5LB32	371572	20	A2	1179	31.00	35.5	79.2	35.6	235	81	2.53	641	22700 @ 30
B	DH35.5LB32	004445	30	A2	1319	31.00	35.5	80.0	35.8	235	81	2.53	700	29100 @ 45

*Estimate, subject to change.

See General Farm Tire Information, Approved Rim Contours (pages 227-231) for a listing of approved rim contours by tire size.

[1]Compared to 45° tread pattern design.

DISCONTINUED

ALL NON-SKID TRACTOR — R-3

					TIRE DIMENSIONS (IN.)							CONTACT AREA (SQ. IN.)	
TIRE SIZE	MATERIAL NUMBER	PLY RATING	SPEED SYMBOL RATING	WEIGHT	DESIGN RIM WIDTH	OVERALL WIDTH	OVERALL DIA.	STATIC LOADED RADIUS	ROLLING CIRCUM.	BAR HEIGHT 32NDS	BAR HEIGHT INCHES	FLAT PLATE	MAX. LOAD & INFL. (LBS @ PSI)
TUBELESS													
18.4-16.1	320943	6	A8	129	16.00	18.4	43.6	19	125	28	0.88	150	2540 @ 16
23.1-26	378491	14	A8	289	20.00	23.1	59.7	27	176	21	0.66	350	7850 @ 18

ALL TRACTION FIELD AND ROAD — G-1

					TIRE DIMENSIONS (IN.)							
TIRE SIZE	MATERIAL NUMBER	PLY RATING	SPEED SYMBOL RATING	WEIGHT	DESIGN RIM WIDTH	OVERALL WIDTH	OVERALL DIA.	STATIC LOADED RADIUS	ROLLING CIRCUM.	BAR HEIGHT 32NDS	BAR HEIGHT INCHES	MAX. LOAD & INFL. (LBS @ PSI)
TUBELESS												
8-16	359661	4	-	31	6.00	8.3	31.1	14	93	22	0.69	1070 @ 18
8-16	360376	6	-	31	6.00	8.3	31.1	14	93	22	0.69	1360 @ 28

CHAMPION GUIDE GRIP 3-RIB — F-2

					TIRE DIMENSIONS (IN.)							CONTACT AREA (SQ. IN.)	
TIRE SIZE	MATERIAL NUMBER	PLY RATING	SPEED SYMBOL RATING	WEIGHT	DESIGN RIM WIDTH	OVERALL WIDTH	OVERALL DIA.	STATIC LOADED RADIUS	ROLLING CIRCUM.	BAR HEIGHT 32NDS	BAR HEIGHT INCHES	FLAT PLATE	MAX. LOAD & INFL. (LBS @ PSI)
TUBELESS													
11L-15	368359	8	A8	51	8.00	11.0	32.0	15	95	34	1.06	53	2090 @ 44

CHAMPION GUIDE GRIP 4-RIB — F-2

					TIRE DIMENSIONS (IN.)							CONTACT AREA (SQ. IN.)	
TIRE SIZE	MATERIAL NUMBER	PLY RATING	SPEED SYMBOL RATING	WEIGHT	DESIGN RIM WIDTH	OVERALL WIDTH	OVERALL DIA.	STATIC LOADED RADIUS	ROLLING CIRCUM.	BAR HEIGHT 32NDS	BAR HEIGHT INCHES	FLAT PLATE	MAX. LOAD & INFL. (LBS @ PSI)
TUBE TYPE													
6.00-16	368019	6	A8	25	4.00	6.2	28.7	13	85	20	0.63	26	1140 @ 52
TUBELESS													
10.00-16	339849	6	A8	52	8.00	10.6	34.9	16	104	26	0.81	60	1930 @ 32

CHAMPION GUIDE GRIP SINGLE RIB — F-1

					TIRE DIMENSIONS (IN.)							CONTACT AREA (SQ. IN.)	
TIRE SIZE	MATERIAL NUMBER	PLY RATING	SPEED SYMBOL RATING	WEIGHT	DESIGN RIM WIDTH	OVERALL WIDTH	OVERALL DIA.	STATIC LOADED RADIUS	ROLLING CIRCUM.	BAR HEIGHT 32NDS	BAR HEIGHT INCHES	FLAT PLATE	MAX. LOAD & INFL. (LBS @ PSI)
TUBELESS													
10.00-16	340588	6	-	52	8.00	10.8	35.8	17	104	37	1.16	29	1930 @ 32

CHAMPION HYDRO ND — R-1

					TIRE DIMENSIONS (IN.)							CONTACT AREA (SQ. IN.)	
TIRE SIZE	MATERIAL NUMBER	LOAD INDEX	SPEED SYMBOL RATING	WEIGHT	DESIGN RIM WIDTH	OVERALL WIDTH	OVERALL DIA.	STATIC LOADED RADIUS	ROLLING CIRCUM.	BAR HEIGHT 32NDS	BAR HEIGHT INCHES	FLAT PLATE	MAX. LOAD & INFL. (LBS @ PSI)
TUBELESS													
290/85D38	374785	132	-	109	10.00	11.5	57.9	26	171	43	1.34	205	4400 @ 24

CHAMPION SPADE GRIP — R-2

					TIRE DIMENSIONS (IN.)							CONTACT AREA (SQ. IN.)	
TIRE SIZE	MATERIAL NUMBER	PLY RATING	SPEED SYMBOL RATING	WEIGHT	DESIGN RIM WIDTH	OVERALL WIDTH	OVERALL DIA.	STATIC LOADED RADIUS	ROLLING CIRCUM.	BAR HEIGHT 32NDS	BAR HEIGHT INCHES	FLAT PLATE	MAX. LOAD & INFL. (LBS @ PSI)
TUBE TYPE													
14.9-24	352837	8	A8	202	13.00	14.8	51.9	23	150	90	2.81	145	3520 @ 26
13.6-38	332984	6	A8	203	12.00	13.6	63.0	30	189	86	2.69	135	3300 @ 22
13.6-46	332976	6	A8	237	12.00	13.3	70.7	33	214	86	2.69	171	3640 @ 22
TUBELESS													
18.4-26	358266	6	A8	273	16.00	18.4	57.8	26	168	100	3.13	230	3960 @ 16
18.4-38	343110	14	A8	413	16.00	18.4	69.8	32	205	100	3.13	260	7600 @ 36
20.8-42	352918	14	A8	600	18.00	20.8	78.3	36	227	103	3.22	348	9100 @ 32
23.1-34	311375	8	A8	499	20.00	23.1	73.6	34	215	109	3.41	375	6400 @ 16

DESTINATION FARM — I-1

					TIRE DIMENSIONS (IN.)							CONTACT AREA (SQ. IN.)	
TIRE SIZE	MATERIAL NUMBER	LOAD INDEX	SPEED SYMBOL RATING	WEIGHT	DESIGN RIM WIDTH	OVERALL WIDTH	OVERALL DIA.	STATIC LOADED RADIUS	ROLLING CIRCUM.	BAR HEIGHT 32NDS	BAR HEIGHT INCHES	FLAT PLATE	MAX. LOAD & INFL. (LBS @ PSI)
TUBELESS													
IF280/70R15	000410	128	D	53	8.00	10.6	30.5	13	92	11	0.34	78	3960 @ 52
VF245/70R19.5	000555	134	D	80	7.50	9.4	33.4	15	100	19	0.59	70	4680 @ 58
VF295/75R22.5	000554	145	D	115	8.25	10.6	40.1	17	121	19	0.59	105	6400 @ 52
VF385/65R22.5	000582	158	D	170	11.75	15.1	42.7	18	128	23	0.72	144	9350 @ 58
IF265/85R15	000544	121	D	58	8.00	10.8	32.5	14	96	11	0.34	86	3200 @ 35
VF445/65R22.5	000583	169	D	207	13.00	17.3	45.8	20	138	24	0.75	189	12800 @ 64

FARM IMPLEMENT — I-1

					TIRE DIMENSIONS (IN.)							CONTACT AREA (SQ. IN.)	
TIRE SIZE	MATERIAL NUMBER	PLY RATING	SPEED SYMBOL RATING	WEIGHT	DESIGN RIM WIDTH	OVERALL WIDTH	OVERALL DIA.	STATIC LOADED RADIUS	ROLLING CIRCUM.	BAR HEIGHT 32NDS	BAR HEIGHT INCHES	FLAT PLATE	MAX. LOAD & INFL. (LBS @ PSI)
TUBE TYPE													
12.5L-16	339474	8	B	40	10.00	12.3	33.1	15	100	8	0.25	110	3080 @ 36

FIELD AND ROAD — R-1

					TIRE DIMENSIONS (IN.)							CONTACT AREA (SQ. IN.)	
TIRE SIZE	MATERIAL NUMBER	PLY RATING	SPEED SYMBOL RATING	WEIGHT	DESIGN RIM WIDTH	OVERALL WIDTH	OVERALL DIA.	STATIC LOADED RADIUS	ROLLING CIRCUM.	BAR HEIGHT 32NDS	BAR HEIGHT INCHES	FLAT PLATE	MAX. LOAD & INFL. (LBS @ PSI)
TUBE TYPE													
11.2-38	304832	4	A8	105	10.00	11.2	57.0	27	172	37	1.16	120	2090 @ 18
12.4-36	319872	10	A8	131	11.00	12.4	57.0	26	172	39	1.22	135	3860 @ 40

FLOTATION 23° — G-1

					TIRE DIMENSIONS (IN.)							CONTACT AREA (SQ. IN.)	
TIRE SIZE	MATERIAL NUMBER	PLY RATING	SPEED SYMBOL RATING	WEIGHT	DESIGN RIM WIDTH	OVERALL WIDTH	OVERALL DIA.	STATIC LOADED RADIUS	ROLLING CIRCUM.	BAR HEIGHT 32NDS	BAR HEIGHT INCHES	FLAT PLATE	MAX. LOAD & INFL. (LBS @ PSI)
TUBELESS													
26X12.00-12	381772	8	A3	38	10.50	12.1	25.5	12	79	20	0.63	96	2745 @ 42

FLOTATION 23° — HF-1

					TIRE DIMENSIONS (IN.)							CONTACT AREA (SQ. IN.)	
TIRE SIZE	MATERIAL NUMBER	PLY RATING	SPEED SYMBOL RATING	WEIGHT	DESIGN RIM WIDTH	OVERALL WIDTH	OVERALL DIA.	STATIC LOADED RADIUS	ROLLING CIRCUM.	BAR HEIGHT 32NDS	BAR HEIGHT INCHES	FLAT PLATE	MAX. LOAD & INFL. (LBS @ PSI)
TUBELESS													
68X50.00-32	353205	6	-	924	44.00	48.5	69.0	30	204	32	1.00	825	7400 @ 15

FLOTATION 23° — HF-2

					TIRE DIMENSIONS (IN.)							CONTACT AREA (SQ. IN.)	
TIRE SIZE	MATERIAL NUMBER	PLY RATING	SPEED SYMBOL RATING	WEIGHT	DESIGN RIM WIDTH	OVERALL WIDTH	OVERALL DIA.	STATIC LOADED RADIUS	ROLLING CIRCUM.	BAR HEIGHT 32NDS	BAR HEIGHT INCHES	FLAT PLATE	MAX. LOAD & INFL. (LBS @ PSI)
TUBELESS													
67X34.00-25	351997	12	B	597	30.00	34.0	68.0	30	202	64	2.00	550	12300 @ 35

FLOTATION 23° DEEP TREAD — HF-3

					TIRE DIMENSIONS (IN.)							CONTACT AREA (SQ. IN.)	
TIRE SIZE	MATERIAL NUMBER	PLY RATING	SPEED SYMBOL RATING	WEIGHT	DESIGN RIM WIDTH	OVERALL WIDTH	OVERALL DIA.	STATIC LOADED RADIUS	ROLLING CIRCUM.	BAR HEIGHT 32NDS	BAR HEIGHT INCHES	FLAT PLATE	MAX. LOAD & INFL. (LBS @ PSI)
TUBELESS													
68X50.00-32	374462	24	B	1178	44.00	48.5	69.0	30	204	80	2.50	825	16100 @ 55
73X44.00-32	328669	12	B	1049	36.00	43.2	74.0	33	219	77	2.41	730	12800 @ 30

FLOTATION 23° DEEP TREAD (LOGGER) — HF-3

					TIRE DIMENSIONS (IN.)							CONTACT AREA (SQ. IN.)	
TIRE SIZE	MATERIAL NUMBER	PLY RATING	SPEED SYMBOL RATING	WEIGHT	DESIGN RIM WIDTH	OVERALL WIDTH	OVERALL DIA.	STATIC LOADED RADIUS	ROLLING CIRCUM.	BAR HEIGHT 32NDS	BAR HEIGHT INCHES	FLAT PLATE	MAX. LOAD & INFL. (LBS @ PSI)
TUBELESS													
68X50.00-32	343137	16	A2	1414	44.00	48.5	69.0	30	204	80	2.50	825	19400 @ 35

FLOTATION 23° EXTRA DEEP TREAD LOGGER — HF-4

					TIRE DIMENSIONS (IN.)							CONTACT AREA (SQ. IN.)	
TIRE SIZE	MATERIAL NUMBER	PLY RATING	SPEED SYMBOL RATING	WEIGHT	DESIGN RIM WIDTH	OVERALL WIDTH	OVERALL DIA.	STATIC LOADED RADIUS	ROLLING CIRCUM.	BAR HEIGHT 32NDS	BAR HEIGHT INCHES	FLAT PLATE	MAX. LOAD & INFL. (LBS @ PSI)
TUBELESS													
66X43.00-26	354333	14	A2	1314	36.00	41.5	70.7	33	213	109	3.41	625	19000 @ 35

FLOTATION ALL TERRAIN — HF-1

					TIRE DIMENSIONS (IN.)							CONTACT AREA (SQ. IN.)	
TIRE SIZE	MATERIAL NUMBER	PLY RATING	SPEED SYMBOL RATING	WEIGHT	DESIGN RIM WIDTH	OVERALL WIDTH	OVERALL DIA.	STATIC LOADED RADIUS	ROLLING CIRCUM.	BAR HEIGHT 32NDS	BAR HEIGHT INCHES	FLAT PLATE	MAX. LOAD & INFL. (LBS @ PSI)
TUBELESS													
57X31.00-26	362077	6	B	343	25.00	30.1	58.0	26	173	13	0.41	418	6150 @ 20
66X44.00-25	341940	6	B	507	36.00	41.0	67.0	29	197	13	0.41	644	7600 @ 15
66X44.00-25	354511	16	B	721	36.00	41.0	67.0	29	197	13	0.41	644	13600 @ 40
66X44.00-25	361747	16	B	718	36.00	41.0	67.0	29	197	13	0.41	644	13600 @ 40

FLOTATION SUPER ALL TRACTION

					TIRE DIMENSIONS (IN.)							CONTACT AREA (SQ. IN.)	
TIRE SIZE	MATERIAL NUMBER	LOAD INDEX	SPEED SYMBOL RATING	WEIGHT	DESIGN RIM WIDTH	OVERALL WIDTH	OVERALL DIA.	STATIC LOADED RADIUS	ROLLING CIRCUM.	BAR HEIGHT 32NDS	BAR HEIGHT INCHES	FLAT PLATE	MAX. LOAD & INFL. (LBS @ PSI)
TUBELESS													
265/55D16.5	365350	93	A8	30	8.25	10.1	27.9	13	83	10	0.31	60	1430 @ 23
320/55D16.5	365384	102	A8	46	9.75	12.3	29.7	13	87	11	0.34	77	1870 @ 23
460/60D24	365418	128	A8	117	15.00	18.1	45.7	20	135	17	0.53	160	3960 @ 23
215/65D14	365622	84	A8	20	7.00	8.3	25.0	11	74	10	0.31	47	1100 @ 23
380/70D19.5	365639	122	A8	87	11.75	14.9	40.3	18	119	16	0.50	133	3300 @ 23

FORESTRY EL 700

					TIRE DIMENSIONS (IN.)							CONTACT AREA (SQ. IN.)	
TIRE SIZE	MATERIAL NUMBER	PLY RATING	SPEED SYMBOL RATING	WEIGHT	DESIGN RIM WIDTH	OVERALL WIDTH	OVERALL DIA.	STATIC LOADED RADIUS	ROLLING CIRCUM.	BAR HEIGHT 32NDS	BAR HEIGHT INCHES	FLAT PLATE	MAX. LOAD & INFL. (LBS @ PSI)
TUBELESS													
600/55B26.5	359289	20	A2	387	20.00	23.6	52.8	23	159	32	1.00	315	12000 @ 58

FORESTRY EL 700 — HF-1

					TIRE DIMENSIONS (IN.)							CONTACT AREA (SQ. IN.)	
TIRE SIZE	MATERIAL NUMBER	PLY RATING	SPEED SYMBOL RATING	WEIGHT	DESIGN RIM WIDTH	OVERALL WIDTH	OVERALL DIA.	STATIC LOADED RADIUS	ROLLING CIRCUM.	BAR HEIGHT 32NDS	BAR HEIGHT INCHES	FLAT PLATE	MAX. LOAD & INFL. (LBS @ PSI)
TUBELESS													
700/50B26.5	359297	20	A2	422	24.00	27.6	52.8	23	159	32	1.00	340	14300 @ 58

FORESTRY EL 700 — BL

					TIRE DIMENSIONS (IN.)							CONTACT AREA (SQ. IN.)	
TIRE SIZE	MATERIAL NUMBER	PLY RATING	SPEED SYMBOL RATING	WEIGHT	DESIGN RIM WIDTH	OVERALL WIDTH	OVERALL DIA.	STATIC LOADED RADIUS	ROLLING CIRCUM.	BAR HEIGHT 32NDS	BAR HEIGHT INCHES	FLAT PLATE	MAX. LOAD & INFL. (LBS @ PSI)
TUBELESS													
750/55B26.5	376145	20	A2	0	24.00	29.5	58.5	27	175	44	1.38	435	19800 @ 73

FORESTRY SPECIAL WITH CRC — LS2

					TIRE DIMENSIONS (IN.)							CONTACT AREA (SQ. IN.)	
TIRE SIZE	MATERIAL NUMBER	PLY RATING	SPEED SYMBOL RATING	WEIGHT	DESIGN RIM WIDTH	OVERALL WIDTH	OVERALL DIA.	STATIC LOADED RADIUS	ROLLING CIRCUM.	BAR HEIGHT 32NDS	BAR HEIGHT INCHES	FLAT PLATE	MAX. LOAD & INFL. (LBS @ PSI)
TUBELESS													
23.1-26	361798	10	A2	506	20.00	23.1	63.5	29	188	67	2.09	261	10000 @ 25
24.5-32	000408	18	A2	745	21.00	24.5	70.9	33	209	70	2.19	350	16800 @ 40

FORESTRY TRACTION LUG (TL) — HF-1

					TIRE DIMENSIONS (IN.)							CONTACT AREA (SQ. IN.)	
TIRE SIZE	MATERIAL NUMBER	PLY RATING	SPEED SYMBOL RATING	WEIGHT	DESIGN RIM WIDTH	OVERALL WIDTH	OVERALL DIA.	STATIC LOADED RADIUS	ROLLING CIRCUM.	BAR HEIGHT 32NDS	BAR HEIGHT INCHES	FLAT PLATE	MAX. LOAD & INFL. (LBS @ PSI)
TUBELESS													
600/65B34	359068	14	A2	558	20.00	23.6	64.7	30	195	67	2.09	265	11000 @ 35
700/55B34	359076	14	A2	639	24.00	27.4	64.7	30	195	67	2.09	310	12000 @ 35

IRRIGATION SPECIAL — R-1

					TIRE DIMENSIONS (IN.)							CONTACT AREA (SQ. IN.)	
TIRE SIZE	MATERIAL NUMBER	PLY RATING	SPEED SYMBOL RATING	WEIGHT	DESIGN RIM WIDTH	OVERALL WIDTH	OVERALL DIA.	STATIC LOADED RADIUS	ROLLING CIRCUM.	BAR HEIGHT 32NDS	BAR HEIGHT INCHES	FLAT PLATE	MAX. LOAD & INFL. (LBS @ PSI)
TUBE TYPE													
11.2-24	349984	4	-	67	10.00	11.2	43.1	20	130	32	1.00	90	3480 @ 24
14.9-24	322679	4	-	118	13.00	14.9	50.0	23	148	36	1.13	138	5060 @ 18

PERFORMER 85 — R-1W

					TIRE DIMENSIONS (IN.)								CONTACT AREA (SQ. IN.)	
TIRE SIZE	MATERIAL NUMBER	LOAD INDEX	SPEED SYMBOL RATING	WEIGHT	DESIGN RIM WIDTH	OVERALL WIDTH	OVERALL DIA.	STATIC LOADED RADIUS	ROLLING CIRCUM.	ROLLING CIRCUM. INDEX	BAR HEIGHT 32NDS	BAR HEIGHT INCHES	FLAT PLATE	MAX. LOAD & INFL. (LBS @ PSI)
TUBELESS														
280/85R24	000547	115	D	94	10.00	11.5	42.8	19	129	36	42	1.31	–	2390 @ 23
280/85R24	377148	115	B	92	10.00	11.5	42.8	19	129	36	41	1.28	–	2680 @ 23
320/85R24	377165	122	B	107	11.00	12.9	45.6	20	137	37	45	1.41	150	3300 @ 23
320/85R28	377335	124	B	121	11.00	12.9	49.4	22	150	38	48	1.50	–	3520 @ 23
340/85R24	377199	125	B	125	12.00	14.1	47.0	21	142	38	50	1.56	–	3640 @ 23
340/85R28	377216	127	B	141	12.00	13.9	51.2	23	154	39	51	1.59	–	3860 @ 23
380/85R24	376961	131	B	153	13.00	15.4	49.4	22	149	38	54	1.69	–	4300 @ 23
380/85R28	377301	133	B	163	13.00	15.6	53.5	24	162	40	51	1.59	–	4540 @ 23
420/85R24	377182	137	B	191	15.00	17.2	52.1	23	157	40	55	1.72	–	5080 @ 23
420/85R28	378661	139	B	220	15.00	17.2	56.1	25	169	41	60	1.88	–	5360 @ 23
420/85R30	000548	140	D	232	15.00	17.2	58.1	26	175	42	55	1.72	–	5785 @ 23
420/85R34	377318	142	B	259	15.00	17.8	61.7	28	187	43	56	1.75	245	5840 @ 23
420/85R38	377352	144	B	274	15.00	17.2	66.1	30	199	44	62	1.94	–	6150 @ 23

RADIAL 4000 — R-1W

					TIRE DIMENSIONS (IN.)								CONTACT AREA (SQ. IN.)	
TIRE SIZE	MATERIAL NUMBER	LOAD INDEX	SPEED SYMBOL RATING	WEIGHT	DESIGN RIM WIDTH	OVERALL WIDTH	OVERALL DIA.	STATIC LOADED RADIUS	ROLLING CIRCUM.	ROLLING CIRCUM. INDEX	BAR HEIGHT 32NDS	BAR HEIGHT INCHES	FLAT PLATE	MAX. LOAD & INFL. (LBS @ PSI)
TUBELESS														
280/70R16	365010	112	B	46	9.00	10.9	31.7	14	95	32	38	1.19	–	2470 @ 35
280/70R20	365826	116	B	67	9.00	10.8	35.7	16	107	32	38	1.19	–	2760 @ 35
300/70R20	365044	120	B	75	9.00	11.4	37.0	17	112	-	40	1.25	–	3080 @ 35
360/70R20	365843	129	B	109	11.00	14.1	41.4	19	126	-	40	1.25	–	4080 @ 35
7.50R16	364976	102	B	42	5.50	7.9	31.2	14	95	-	33	1.03	53	1870 @ 46
7.50R18	364993	104	B	42	5.50	8.0	33.5	15	102	-	33	1.03	59	1980 @ 46

RADIAL 6000 — R-1W

					TIRE DIMENSIONS (IN.)								CONTACT AREA (SQ. IN.)	
TIRE SIZE	MATERIAL NUMBER	LOAD INDEX	SPEED SYMBOL RATING	WEIGHT	DESIGN RIM WIDTH	OVERALL WIDTH	OVERALL DIA.	STATIC LOADED RADIUS	ROLLING CIRCUM.	ROLLING CIRCUM. INDEX	BAR HEIGHT 32NDS	BAR HEIGHT INCHES	FLAT PLATE	MAX. LOAD & INFL. (LBS @ PSI)
TUBELESS														
280/85R24	368801	115	B	99	10.00	11.1	43.1	19	130	36	49	1.53	–	2680 @ 23
320/85R24	368818	122	B	125	11.00	12.3	45.3	20	137	37	50	1.56	–	3300 @ 23
320/85R28	368852	124	A8	138	11.00	12.4	49.2	22	149	38	52	1.63	–	3520 @ 23
340/85R24	368835	125	B	145	11.00	13.5	47.2	21	143	38	55	1.72	–	3640 @ 23
340/85R28	368903	127	B	165	12.00	13.9	51.2	23	155	39	60	1.88	–	3860 @ 23
380/70R24	362042	125	B	153	12.00	15.0	46.9	21	142	38	54	1.69	–	3640 @ 23
420/70R24	368886	130	B	175	13.00	16.5	49.2	22	149	38	55	1.72	–	4180 @ 23

RADIAL 7000 — R-1W

					TIRE DIMENSIONS (IN.)								CONTACT AREA (SQ. IN.)	
TIRE SIZE	MATERIAL NUMBER	LOAD INDEX	SPEED SYMBOL RATING	WEIGHT	DESIGN RIM WIDTH	OVERALL WIDTH	OVERALL DIA.	STATIC LOADED RADIUS	ROLLING CIRCUM.	ROLLING CIRCUM. INDEX	BAR HEIGHT 32NDS	BAR HEIGHT INCHES	FLAT PLATE	MAX. LOAD & INFL. (LBS @ PSI)
TUBELESS														
18.4R34	352691	144	B	303	16.00	18.5	64.1	29	194	44	62	1.94	315	6150 @ 23
460/85R30	352683	145	B	277	16.00	18.8	59.3	27	179	42	62	1.94	300	6400 @ 23

RADIAL 8000 — R-1W

					TIRE DIMENSIONS (IN.)								CONTACT AREA (SQ. IN.)	
TIRE SIZE	MATERIAL NUMBER	LOAD INDEX	SPEED SYMBOL RATING	WEIGHT	DESIGN RIM WIDTH	OVERALL WIDTH	OVERALL DIA.	STATIC LOADED RADIUS	ROLLING CIRCUM.	ROLLING CIRCUM. INDEX	BAR HEIGHT 32NDS	BAR HEIGHT INCHES	FLAT PLATE	MAX. LOAD & INFL. (LBS @ PSI)
TUBELESS														
520/85R38	374547	155	B	417	18.00	20.7	72.0	32	218	46	63	1.97	–	8550 @ 23
420/85R30	368920	140	B	251	15.00	17.1	57.8	26	175	42	56	1.75	–	5520 @ 23
420/85R34	368937	142	B	275	15.00	16.9	61.8	28	187	43	58	1.81	–	5840 @ 23
420/85R38	368988	144	B	299	15.00	16.9	65.7	30	199	44	58	1.81	–	6150 @ 23
460/85R34	368971	147	B	313	16.00	18.3	64.6	29	195	44	59	1.84	–	6800 @ 23
460/85R38	369022	149	A8	341	16.00	18.3	68.6	31	207	45	59	1.84	–	7150 @ 23
480/70R34	368954	143	B	295	15.00	18.7	62.0	28	187	43	57	1.78	–	6000 @ 23
480/70R38	369005	145	B	326	15.00	18.7	65.9	30	199	44	57	1.78	–	6400 @ 23

RADIAL 9000 — R-1W

					TIRE DIMENSIONS (IN.)								CONTACT AREA (SQ. IN.)	
TIRE SIZE	MATERIAL NUMBER	LOAD INDEX	SPEED SYMBOL RATING	WEIGHT	DESIGN RIM WIDTH	OVERALL WIDTH	OVERALL DIA.	STATIC LOADED RADIUS	ROLLING CIRCUM.	ROLLING CIRCUM. INDEX	BAR HEIGHT 32NDS	BAR HEIGHT INCHES	FLAT PLATE	MAX. LOAD & INFL. (LBS @ PSI)
TUBELESS														
600/65R38	358673	153	B	447	18.00	23.1	69.9	32	210	45	59	1.84	430	8050 @ 23
540/65R38	359157	147	B	368	16.00	20.5	66.5	30	200	44	55	1.72	350	6800 @ 23
IF380/90R46	375686	168	B	373	12.00	14.9	73.0	34	219	46	57	1.78	283	12300 @ 64

RADIAL 9000 EVOLUTION — R-1W

					TIRE DIMENSIONS (IN.)								CONTACT AREA (SQ. IN.)	
TIRE SIZE	MATERIAL NUMBER	LOAD INDEX	SPEED SYMBOL RATING	WEIGHT	DESIGN RIM WIDTH	OVERALL WIDTH	OVERALL DIA.	STATIC LOADED RADIUS	ROLLING CIRCUM.	ROLLING CIRCUM. INDEX	BAR HEIGHT 32NDS	BAR HEIGHT INCHES	FLAT PLATE	MAX. LOAD & INFL. (LBS @ PSI)
TUBELESS														
540/65R30	362834	150	D	303	16.00	20.4	58.7	26	175	42	55	1.72	270	7400 @ 35
540/65R34	371181	152	D	335	16.00	20.4	61.6	28	184	43	64	2.00	–	7850 @ 35
650/65R38	371164	157	D	534	18.00	25.0	72.2	32	214	46	64	2.00	480	9100 @ 23

RADIAL 9100 — R-1

TIRE SIZE	MATERIAL NUMBER	LOAD INDEX	SPEED SYMBOL RATING	WEIGHT	TIRE DIMENSIONS (IN.) DESIGN RIM WIDTH	OVERALL WIDTH	OVERALL DIA.	STATIC LOADED RADIUS	ROLLING CIRCUM.	ROLLING CIRCUM. INDEX	BAR HEIGHT 32NDS	BAR HEIGHT INCHES	CONTACT AREA (SQ. IN.) FLAT PLATE	MAX. LOAD & INFL. (LBS @ PSI)
TUBELESS														
IF380/105R50	378508	177	B	489	13.00	17.0	80.8	37	244	48	49	1.53	345	16100 @ 70

RADIAL ALL NON-SKID (ANS) — R-3

TIRE SIZE	MATERIAL NUMBER	LOAD INDEX	SPEED SYMBOL RATING	WEIGHT	TIRE DIMENSIONS (IN.) DESIGN RIM WIDTH	OVERALL WIDTH	OVERALL DIA.	STATIC LOADED RADIUS	ROLLING CIRCUM.	ROLLING CIRCUM. INDEX	BAR HEIGHT 32NDS	BAR HEIGHT INCHES	CONTACT AREA (SQ. IN.) FLAT PLATE	MAX. LOAD & INFL. (LBS @ PSI)
TUBELESS														
800/60R32	379171	175	B	640	27.00	32.6	70.3	32	210	45	38	1.19	387	15200 @ 46

RADIAL ALL TRACTION 23° — R-1W

TIRE SIZE	MATERIAL NUMBER	LOAD INDEX	SPEED SYMBOL RATING	WEIGHT	TIRE DIMENSIONS (IN.) DESIGN RIM WIDTH	OVERALL WIDTH	OVERALL DIA.	STATIC LOADED RADIUS	ROLLING CIRCUM.	ROLLING CIRCUM. INDEX	BAR HEIGHT 32NDS	BAR HEIGHT INCHES	CONTACT AREA (SQ. IN.) FLAT PLATE	MAX. LOAD & INFL. (LBS @ PSI)
TUBELESS														
16.9R38	352985	141	B	295	15.00	17.2	66.5	30	198	44	49	1.53	255	5680 @ 24
520/85R34	371249	162	A8	458	18.00	21.2	68.2	30	202	45	52	1.63	360	10500 @ 41

RADIAL ALL TRACTION DT — R-1W

TIRE SIZE	MATERIAL NUMBER	LOAD INDEX	SPEED SYMBOL RATING	WEIGHT	TIRE DIMENSIONS (IN.) DESIGN RIM WIDTH	OVERALL WIDTH	OVERALL DIA.	STATIC LOADED RADIUS	ROLLING CIRCUM.	ROLLING CIRCUM. INDEX	BAR HEIGHT 32NDS	BAR HEIGHT INCHES	CONTACT AREA (SQ. IN.) FLAT PLATE	MAX. LOAD & INFL. (LBS @ PSI)
TUBELESS														
600/70R28	365775	152	B	416	18.00	23.3	60.3	27	178	42	65	2.03	355	7850 @ 23
600/70R28	377522	161	B	453	18.00	23.5	60.6	27	178	42	65	2.03	355	10200 @ 41
320/90R54	359580	143	B	271	10.00	12.4	76.7	36	233	47	56	1.75	215	6000 @ 35
710/70R38	362664	171	B	745	12.00	15.3	62.8	29	187	43	57	1.78	230	5840 @ 35
710/70R42	362115	173	B	802	23.00	28.3	77.0	34	227	47	74	2.31	515	11700 @ 23

RADIAL ALL TRACTION FWD — R-1

					TIRE DIMENSIONS (IN.)								CONTACT AREA (SQ. IN.)	
TIRE SIZE	MATERIAL NUMBER	LOAD INDEX	SPEED SYMBOL RATING	WEIGHT	DESIGN RIM WIDTH	OVERALL WIDTH	OVERALL DIA.	STATIC LOADED RADIUS	ROLLING CIRCUM.	ROLLING CIRCUM. INDEX	BAR HEIGHT 32NDS	BAR HEIGHT INCHES	FLAT PLATE	MAX. LOAD & INFL. (LBS @ PSI)
TUBELESS														
385/85R34	358665	146	B	256	13.00	15.4	59.8	27	179	42	47	1.47	210	6600 @ 41

RADIAL CHAMPION SPADE GRIP — R-2

					TIRE DIMENSIONS (IN.)								CONTACT AREA (SQ. IN.)	
TIRE SIZE	MATERIAL NUMBER	LOAD INDEX	SPEED SYMBOL RATING	WEIGHT	DESIGN RIM WIDTH	OVERALL WIDTH	OVERALL DIA.	STATIC LOADED RADIUS	ROLLING CIRCUM.	ROLLING CIRCUM. INDEX	BAR HEIGHT 32NDS	BAR HEIGHT INCHES	FLAT PLATE	MAX. LOAD & INFL. (LBS @ PSI)
TUBELESS														
18.4R28	352748	141	A8	370	16.00	18.4	61.0	27	180	-	99	3.13	250	5680 @ 24
18.4R42	354376	148	A8	494	16.00	18.5	74.3	34	222	-	99	3.13	320	6950 @ 24
18.4R46	359378	155	A8	523	16.00	18.5	78.8	36	235	-	99	3.13	335	8550 @ 30
520/85R34	371232	162	A8	518	16.00	20.3	70.9	32	210	45	106	3.31	445	10500 @ 41

RADIAL DEEP TREAD 23° — R1-W

					TIRE DIMENSIONS (IN.)								CONTACT AREA (SQ. IN.)	
TIRE SIZE	MATERIAL NUMBER	LOAD INDEX	SPEED SYMBOL RATING	WEIGHT	DESIGN RIM WIDTH	OVERALL WIDTH	OVERALL DIA.	STATIC LOADED RADIUS	ROLLING CIRCUM.	ROLLING CIRCUM. INDEX	BAR HEIGHT 32NDS	BAR HEIGHT INCHES	FLAT PLATE	MAX. LOAD & INFL. (LBS @ PSI)
TUBELESS														
800/70R38	378525	181	B	984	25.00	31.3	81.9	36	243	48	74	2.31	580	18200 @ 41
IF850/75R42	376162	186	B	1171	30.00	36.6	92.3	40	272	50	78	2.44	872	20900 @ 23

RADIAL FLOTATION 23° DEEP TREAD — HF-3

					TIRE DIMENSIONS (IN.)							CONTACT AREA (SQ. IN.)	
TIRE SIZE	MATERIAL NUMBER	LOAD INDEX	SPEED SYMBOL RATING	WEIGHT	DESIGN RIM WIDTH	OVERALL WIDTH	OVERALL DIA.	STATIC LOADED RADIUS	ROLLING CIRCUM.	BAR HEIGHT 32NDS	BAR HEIGHT INCHES	FLAT PLATE	MAX. LOAD & INFL. (LBS @ PSI)
TUBELESS													
1050/50R25	359041	172	B	923	36.00	41.3	67.3	30	202	74	2.31	608	13900 @ 40

RANCHER — G-1

TIRE SIZE	MATERIAL NUMBER	PLY RATING	SPEED SYMBOL RATING	WEIGHT	TIRE DIMENSIONS (IN.) DESIGN RIM WIDTH	OVERALL WIDTH	OVERALL DIA.	STATIC LOADED RADIUS	ROLLING CIRCUM.	ROLLING CIRCUM. INDEX	BAR HEIGHT 32NDS	BAR HEIGHT INCHES	CONTACT AREA (SQ. IN.) FLAT PLATE	MAX. LOAD & INFL. (LBS @ PSI)
TUBELESS														
8.0/75-15	361941	6	A6	30	6.50	7.8	27.0	13	83	28	25	0.78	–	1760 @ 36

RIB IMPLEMENT — I-1

TIRE SIZE	MATERIAL NUMBER	PLY RATING	SPEED SYMBOL RATING	WEIGHT	TIRE DIMENSIONS (IN.) DESIGN RIM WIDTH	OVERALL WIDTH	OVERALL DIA.	STATIC LOADED RADIUS	ROLLING CIRCUM.	BAR HEIGHT 32NDS	BAR HEIGHT INCHES	CONTACT AREA (SQ. IN.) FLAT PLATE	MAX. LOAD & INFL. (LBS @ PSI)
TUBELESS													
11.25-20	362970	14	B	73	8.00	11.2	40.6	19	123	13	0.41	120	6100 @ 56
TUBE TYPE													
4.00-18	368087	4	B	10	3.00	4.4	26.4	12	80	7	0.22	21	880 @ 44

RIB PLANTER — I-1

TIRE SIZE	MATERIAL NUMBER	PLY RATING	SPEED SYMBOL RATING	WEIGHT	TIRE DIMENSIONS (IN.) DESIGN RIM WIDTH	OVERALL WIDTH	OVERALL DIA.	STATIC LOADED RADIUS	ROLLING CIRCUM.	BAR HEIGHT 32NDS	BAR HEIGHT INCHES	CONTACT AREA (SQ. IN.) FLAT PLATE	MAX. LOAD & INFL. (LBS @ PSI)
TUBELESS													
4.00-18	368529	4	B	12	3.00	4.4	26.4	12	80	25	0.78	20	880 @ 44

SUPER ALL TRACTION 23° — R-1

					TIRE DIMENSIONS (IN.)							CONTACT AREA (SQ. IN.)	
TIRE SIZE	MATERIAL NUMBER	PLY RATING	SPEED SYMBOL RATING	WEIGHT	DESIGN RIM WIDTH	OVERALL WIDTH	OVERALL DIA.	STATIC LOADED RADIUS	ROLLING CIRCUM.	BAR HEIGHT 32NDS	BAR HEIGHT INCHES	FLAT PLATE	MAX. LOAD & INFL. (LBS @ PSI)
TUBE TYPE													
28L-26	351938	14	A8	412	25.00	28.1	63.6	29	188	57	1.78	415	8250 @ 24
20.8-42	343668	10	-	354	18.00	22.0	76.2	35	224	52	1.63	400	7400 @ 22
TUBELESS													
30.5L-32	344087	12	A8	556	27.00	30.1	71.6	32	212	54	1.69	400	9350 @ 20
18.4-34	343676	12	A8	248	16.00	19.3	65.4	29	190	50	1.56	300	6600 @ 32
18.4-38	343692	14	-	339	16.00	19.3	69.1	31	206	50	1.56	320	7600 @ 36

SUPER ALL TRACTION II 23° — R-1

					TIRE DIMENSIONS (IN.)							CONTACT AREA (SQ. IN.)	
TIRE SIZE	MATERIAL NUMBER	PLY RATING	SPEED SYMBOL RATING	WEIGHT	DESIGN RIM WIDTH	OVERALL WIDTH	OVERALL DIA.	STATIC LOADED RADIUS	ROLLING CIRCUM.	BAR HEIGHT 32NDS	BAR HEIGHT INCHES	FLAT PLATE	MAX. LOAD & INFL. (LBS @ PSI)
TUBELESS													
12.4-24	365231	8	A8	103	11.00	12.4	45.6	21	135	43	1.34	123	2830 @ 32
13.6-24	369719	8	A8	124	12.00	13.6	47.6	22	140	43	1.34	141	3080 @ 28
18.4-30	365486	8	A8	229	16.00	18.4	61.1	27	181	49	1.53	275	4800 @ 20
18.4-34	367203	8	A8	254	16.00	18.4	65.1	29	193	49	1.53	291	5080 @ 20
200/85D14	365571	88	A8	27	7.00	7.7	27.4	12	82	32	1.00	48	1230 @ 23
250/85D16.5	365401	102	A8	49	8.25	9.8	33.0	15	99	40	1.25	69	1870 @ 23

SUPER ALL TRACTION FWD — R-1

					TIRE DIMENSIONS (IN.)							CONTACT AREA (SQ. IN.)	
TIRE SIZE	MATERIAL NUMBER	PLY RATING	SPEED SYMBOL RATING	WEIGHT	DESIGN RIM WIDTH	OVERALL WIDTH	OVERALL DIA.	STATIC LOADED RADIUS	ROLLING CIRCUM.	BAR HEIGHT 32NDS	BAR HEIGHT INCHES	FLAT PLATE	MAX. LOAD & INFL. (LBS @ PSI)
TUBELESS													
16.9-24	343889	10	A8	199	15.00	17.3	52.8	24	154	49	1.53	215	4400 @ 28

SUPER TRACTION DUPLEX — NHS

					TIRE DIMENSIONS (IN.)							CONTACT AREA (SQ. IN.)	
		LI		LBS									ML
TIRE SIZE	MATERIAL NUMBER	LOAD INDEX	SPEED SYMBOL RATING	WEIGHT	DESIGN RIM WIDTH	OVERALL WIDTH	OVERALL DIA.	STATIC LOADED RADIUS	ROLLING CIRCUM.	BAR HEIGHT 32NDS	BAR HEIGHT INCHES	FLAT PLATE	MAX. LOAD & INFL. (LBS @ PSI)
TUBELESS													
215/65D14	365588	104	A8	28	7.00	8.3	25.0	11	74	17	0.53	44	1980 @ 52

TRACTION FIELD AND ROAD — R-1

					TIRE DIMENSIONS (IN.)							CONTACT AREA (SQ. IN.)	
				LBS									ML
TIRE SIZE	MATERIAL NUMBER	PLY RATING	SPEED SYMBOL RATING	WEIGHT	DESIGN RIM WIDTH	OVERALL WIDTH	OVERALL DIA.	STATIC LOADED RADIUS	ROLLING CIRCUM.	BAR HEIGHT 32NDS	BAR HEIGHT INCHES	FLAT PLATE	MAX. LOAD & INFL. (LBS @ PSI)
TUBELESS													
9.5-16	351814	4	A8	47	8.00	9.5	33.0	15	98	40	1.25	60	1100 @ 20
18.4-26	362443	12	A8	217	16.00	18.4	57.4	26	167	50	1.56	242	5840 @ 32
TUBE TYPE													
9.5-16	352241	6	-	43	8.00	9.5	33.0	15	98	40	1.25	60	1390 @ 30
18.4-26	345326	8	A8	198	16.00	18.4	57.4	26	167	50	1.56	242	4540 @ 20
16.9-34	338060	6	A8	174	15.00	16.9	62.0	28	185	49	1.53	229	3960 @ 18

TRANSPORT DUPLEX

					TIRE DIMENSIONS (IN.)							CONTACT AREA (SQ. IN.)	
				LBS									ML
TIRE SIZE	MATERIAL NUMBER	PLY RATING	SPEED SYMBOL RATING	WEIGHT	DESIGN RIM WIDTH	OVERALL WIDTH	OVERALL DIA.	STATIC LOADED RADIUS	ROLLING CIRCUM.	BAR HEIGHT 32NDS	BAR HEIGHT INCHES	FLAT PLATE	MAX. LOAD & INFL. (LBS @ PSI)
TUBELESS													
15-19.5NHS	370637	14	-	147	11.75	15.3	39.3	18	120	19	0.59	–	7400 @ 80

TRANSPORT RIB

						TIRE DIMENSIONS (IN.)							CONTACT AREA (SQ. IN.)	
		LI			LBS									ML
TIRE SIZE	MATERIAL NUMBER	LOAD INDEX	PLY RATING	SPEED SYMBOL RATING	WEIGHT	DESIGN RIM WIDTH	OVERALL WIDTH	OVERALL DIA.	STATIC LOADED RADIUS	ROLLING CIRCUM.	BAR HEIGHT 32NDS	BAR HEIGHT INCHES	FLAT PLATE	MAX. LOAD & INFL. (LBS @ PSI)
TUBELESS														
11-22.5	364874	F	12	-	84	8.25	11.0	41.5	19	130	12	0.38	82	5510 @ 85

TURF AND FIELD — R-3

					TIRE DIMENSIONS (IN.)							CONTACT AREA (SQ. IN.)	
TIRE SIZE	MATERIAL NUMBER	PLY RATING	SPEED SYMBOL RATING	WEIGHT	DESIGN RIM WIDTH	OVERALL WIDTH	OVERALL DIA.	STATIC LOADED RADIUS	ROLLING CIRCUM.	BAR HEIGHT 32NDS	BAR HEIGHT INCHES	FLAT PLATE	MAX. LOAD & INFL. (LBS @ PSI)
TUBELESS													
9.5-22	358649	4	A8	50	8.00	9.5	39.2	18	118	19	0.59	65	1360 @ 20

TURF AND FIELD — G-2

					TIRE DIMENSIONS (IN.)							CONTACT AREA (SQ. IN.)	
TIRE SIZE	MATERIAL NUMBER	PLY RATING	SPEED SYMBOL RATING	WEIGHT	DESIGN RIM WIDTH	OVERALL WIDTH	OVERALL DIA.	STATIC LOADED RADIUS	ROLLING CIRCUM.	BAR HEIGHT 32NDS	BAR HEIGHT INCHES	FLAT PLATE	MAX. LOAD & INFL. (LBS @ PSI)
TUBELESS													
20X8.00-10	381755	4	A3	13	6.00	7.5	19.9	9	58	8	0.25	–	910 @ 24
23X8.50-12	381789	4	A3	18	7.00	8.5	23.2	10	69	10	0.31	–	1100 @ 22
25X8.50-14	381687	4	A3	18	7.00	8.5	25.4	11	72	11	0.34	–	1320 @ 22
25X8.50-14	381704	6	A3	22	7.00	8.4	25.5	11	72	11	0.34	–	1650 @ 32
27X8.50-15	381670	4	A3	22	7.00	8.6	27.1	12	77	11	0.34	–	1625 @ 30
21X8.00-10	381653	4	A3	16	6.00	8.0	20.9	9	61	9	0.28	–	975 @ 24
23X10.50-12	381738	4	A3	24	8.50	10.0	23.0	10	69	11	0.34	–	1320 @ 20
24X8.50-12	381721	4	A3	22	7.00	8.6	23.6	10	70	11	0.34	–	1120 @ 22

TABLE	PAGE	DESCRIPTION
A	154-161	Radial Ply Agricultural Tractor Drive Wheel Tires
B	162-179	Metric Radial Ply Agricultural Tractor Drive Wheel Tires
C	180-187	AD² IF Load Designation for Radial Agricultural Drive Wheel Tires
C2	188-189	AD² VF Load Designation for Radial Agricultural Drive Wheel Tires
C3	190	AD² IF and VF Load for Radial Implement Tires
E	191-194	Diagonal (Bias) Ply Agricultural Tractor Drive Wheel Tires — Tires Used as Singles
F1	195-196	Radial Ply Agricultural Drive Wheel Tires Used on Agricultural Harvesting Equipment in Cyclic Loading Field Service and Road Transport (Excluding Hillside Combines) — Tires Used as Singles
F2	197	IF CFO Radial Ply Agricultural Drive Wheel Tires Used on Agricultural Harvesting Equipment in Cyclic Loading Field Service and Road Transport (Excluding Hillside Combines) — Tires Used as Singles
F3	198-199	Diagonal (Bias) Ply Agricultural Drive Wheel Tires Used on Agricultural Harvesting Equipment in Cyclic Loading Field Service and Road Transport (Excluding Hillside Combines) — Tires Used as Singles
F4	200	VF CFO Radial Ply Agricultural Drive Wheel Tires Used on Agricultural Harvesting Equipment In Cyclic Loading Field Service and Road Transport (Excluding Hillside Combines) — Tires Used as Singles
G	201	Diagonal (Bias) Ply Agricultural R-4 Drive Wheel Tires Used on Industrial Tractors — Tires Used as Singles Without Sustained High Torque
H	202-203	High Flotation Tires Used in Agricultural, Logging and Off-the-Road Service
H1	204	High Flotation Tires Used in Logging Service
I	205	Diagonal (Bias) Ply Log Skidder Drive Wheel Tires Used in Logging or Forestry Service Other Than on Cable or Grapple Skidders — Tires Used as Singles
J	206	Diagonal (Bias) Ply Log Skidder Drive Wheel Tires Used on Cable or Grapple Skidders — Tires Used as Singles
K	207	Metric Forestry Tires Used in Agricultural, Logging and Off-the-Road Service
L	208-209	Diagonal (Bias) Ply Agricultural Tractor Steering Wheel Tires Used in Field Service (Including Hillside Combines)
M	210-211	Diagonal (Bias) Ply Agricultural Implement Tires
N	212	Diagonal (Bias) Ply Low Section Height Implement
O	213	Farm Implement Highway Special (F1) Tires for Towed Highway and Agricultural Service
P	214	Irrigation Tires at Creep Speed
Q	215	Special Application I-3 Implement Tires — All Traction Utility
R	216	Duplex Farm Tires
S	217	Tires Used in Skid Steer/Mini-Loader Aerial Lift Service
S1	218	Smaller-Size High Flotation Tires for Agricultural and Skid Steer/Mini-Loader Service
S2	219	Tires Used in Aerial Lift Applications
T	220	Agricultural Tractor Drive Wheel Tires for Small Tractors
U	221	Tires for Utility Vehicles and Lawn and Garden Tractors
V	222	Special Application I-3 Implement Tires — Super Traction Loader

TABLE A

RADIAL PLY AGRICULTURAL TRACTOR DRIVE WHEEL TIRES

TIRE TYPE NOMENCLATURE		MAX. SPEED	
		SPEED INDEX	SPEED INDEX
TRA	TIRE TYPE	A8/B	D
R-1	Drive Wheel, Regular Tread	30 mph	40 mph
R-1W	Drive Wheel, Wet Traction Tread	30 mph	40 mph
R-2	Cane & Rice, Drive Wheel, Deep Tread	25 mph	—

BASIC TIRE LOAD RATINGS FOR TIRE SELECTION ENGLISH UNITS OF MEASURE

TIRE SIZE		INFLATION	LOAD LIMITS AT VARIOUS COLD INFLATION PRESSURES													
		psi	6	8	10	12	14	16	18	20	22	24	26	28	30	36
		symbol							★			★★			★★★	★★★★
*7.50R16		LI							**84**			**89**			**94**	**98**
	SINGLES lbs		585	675	785	855	935	1020	**1100**	1170	1230	**1280**	1360	1430	**1480**	**1650**
	DUALS lbs		510	590	690	750	820	900	**970**	1030	1080	**1130**	1200	1260	**1300**	**1450**
	TRIPLES lbs		480	550	640	700	770	840	**900**	960	1010	**1050**	1120	1170	**1210**	**1350**
**7.50R18		LI							**85**			**91**			**96**	**99**
	SINGLES lbs		615	715	825	910	990	1070	**1140**	1230	1280	**1360**	1430	1480	**1570**	**1710**
	DUALS lbs		540	630	730	800	870	940	**1000**	1080	1130	**1200**	1260	1300	**1380**	**1500**
	TRIPLES lbs		500	590	680	750	810	880	**930**	1010	1050	**1120**	1170	1210	**1290**	**1400**
12.4R46		LI							**125**			**125**			**129**	**133**
	SINGLES lbs		1610	1930	2150	2400	2600	2830	**3080**	3300	3420	**3640**	3740	3960	**4080**	**4540**
	DUALS lbs		1420	1700	1890	2110	2290	2490	**2710**	2900	3010	**3290**	3290	3480	**3590**	**4000**
	TRIPLES lbs		1320	1580	1760	1970	2130	2320	**2530**	2710	2800	**3980**	3070	3250	**3350**	**3720**
12.4R54		LI							**122**			**128**			**133**	**137**
	SINGLES lbs		1760	2090	2400	2680	2910	3080	**3300**	3520	3740	**3960**	4180	4400	**4540**	**5080**
	DUALS lbs		1550	1840	2110	2360	2560	2710	**2900**	3100	3290	**3480**	3680	3870	**4000**	**4470**
	TRIPLES lbs		1440	1710	1970	2200	2390	2530	**2710**	2890	3070	**3250**	3430	3610	**3720**	**4170**
13.6R28		LI							**117**			**123**			**126**	
	SINGLES lbs		1480	1760	1980	2200	2400	2600	**2830**	3000	3200	**3420**	3520	3640	**3740**	
	DUALS lbs		1300	1550	1740	1940	2110	2290	**2490**	2640	2820	**3010**	3100	3200	**3290**	
	TRIPLES lbs		1210	1440	1620	1800	1970	2130	**2320**	2460	2620	**2800**	2890	2980	**3070**	
14.9R26		LI							**121**			**127**			**132**	
	SINGLES lbs		1710	2040	2270	2540	2760	3000	**3200**	3420	3640	**3860**	3960	4180	**4400**	
	DUALS lbs		1500	1800	2000	2240	2430	2640	**2820**	3010	3200	**3400**	3480	3680	**3870**	
	TRIPLES lbs		1400	1670	1860	2080	2260	2460	**2620**	2800	2980	**3170**	3250	3430	**3610**	
14.9R28		LI							**122**			**128**			**133**	
	SINGLES lbs		1760	2090	2340	2600	2910	3080	**3300**	3520	3740	**3960**	4180	4300	**4540**	
	DUALS lbs		1550	1840	2060	2290	2560	2710	**2900**	3100	3290	**3480**	3680	3780	**4000**	
	TRIPLES lbs		1440	1710	1920	2130	2390	2530	**2710**	2890	3070	**3250**	3430	3530	**3720**	
14.9R30		LI							**123**			**129**			**134**	
	SINGLES lbs		1820	2150	2470	2680	3000	3200	**3420**	3640	3860	**4080**	4300	4400	**4680**	
	DUALS lbs		1600	1890	2170	2360	2640	2820	**3010**	3200	3400	**3590**	3780	3870	**4120**	
	TRIPLES lbs		1490	1760	2030	2200	2460	2620	**2800**	2980	3170	**3350**	3530	3610	**3840**	

*7.50R16: **1870 lbs** @ 46 psi / **(LI 102)**
7.50R18: **1980 lbs @ 46 psi / **(LI 104)**

TABLE A

RADIAL PLY AGRICULTURAL TRACTOR DRIVE WHEEL TIRES

TIRE TYPE NOMENCLATURE		MAX. SPEED	
		SPEED INDEX	SPEED INDEX
TRA	TIRE TYPE	A8/B	D
R-1	Drive Wheel, Regular Tread	50 KM/H	65 KM/H
R-1W	Drive Wheel, Wet Traction Tread	50 KM/H	65 KM/H
R-2	Cane & Rice, Drive Wheel, Deep Tread	40 KM/H	—

BASIC TIRE LOAD RATINGS FOR TIRE SELECTION
METRIC UNITS OF MEASURE

TIRE SIZE		INFLATION	LOAD LIMITS AT VARIOUS COLD INFLATION PRESSURES													
		kPa	40	60	70	80	100	110	120	140	150	160	180	190	210	250
		symbol							★			★★			★★★	★★★★
*7.50R16		LI							84			89			94	98
	SINGLES kg		265	307	355	387	425	462	500	530	560	580	615	650	670	750
	DUALS kg		230	270	310	340	370	410	440	470	490	510	540	570	590	660
	TRIPLES kg		220	250	290	320	350	380	410	430	460	480	500	530	550	620
**7.50R18		LI							85			91			96	99
	SINGLES kg		280	325	375	412	450	487	515	560	580	615	650	670	710	900
	DUALS kg		250	290	330	360	400	430	450	490	510	540	570	590	620	790
	TRIPLES kg		230	270	310	340	370	400	420	460	480	500	530	550	580	740
12.4R46		LI							125			125			129	133
	SINGLES kg		730	880	980	1090	1180	1285	1400	1500	1550	1650	1700	1800	1850	2060
	DUALS kg		640	770	860	960	1040	1130	1230	1320	1360	1450	1500	1580	1630	1810
	TRIPLES kg		600	720	800	890	970	1050	1150	1230	1270	1350	1390	1480	1520	1690
12.4R54		LI							122			128			133	137
	SINGLES kg		800	950	1090	1215	1320	1400	1500	1600	1700	1800	1900	2000	2060	2300
	DUALS kg		700	840	960	1070	1160	1230	1320	1410	1500	1580	1670	1760	1810	2020
	TRIPLES kg		660	780	890	1000	1080	1150	1230	1310	1390	1480	1560	1640	1690	1890
13.6R28		LI							117			123			126	
	SINGLES kg		670	800	900	1000	1090	1180	1285	1360	1450	1550	1600	1650	1700	
	DUALS kg		590	700	790	880	960	1040	1130	1200	1280	1360	1410	1450	1500	
	TRIPLES kg		550	660	740	820	890	970	1050	1120	1190	1270	1310	1350	1390	
14.9R26		LI							121			127			132	
	SINGLES kg		775	925	1030	1150	1250	1360	1450	1550	1650	1750	1800	1900	2000	
	DUALS kg		680	810	910	1010	1100	1200	1280	1360	1450	1540	1580	1670	1760	
	TRIPLES kg		640	760	840	940	1030	1120	1190	1270	1350	1440	1480	1560	1640	
14.9R28		LI							122			128			133	
	SINGLES kg		800	950	1060	1180	1320	1400	1500	1600	1700	1800	1900	1950	2060	
	DUALS kg		700	840	930	1040	1160	1230	1320	1410	1500	1580	1670	1720	1810	
	TRIPLES kg		660	780	870	970	1080	1150	1230	1310	1390	1480	1560	1600	1690	
14.9R30		LI							123			129			134	
	SINGLES kg		825	975	1120	1215	1360	1450	1550	1650	1750	1850	1950	2000	2120	
	DUALS kg		730	860	990	1070	1200	1280	1360	1450	1540	1630	1720	1760	1870	
	TRIPLES kg		680	800	920	1000	1120	1190	1270	1350	1440	1520	1600	1640	1740	

*7.50R16: **850 kg** @ 320 kPa) / **(LI 102)**
7.50R18: **900 kg @ 320 kPa) / **(LI 104)**

RADIAL PLY AGRICULTURAL TRACTOR DRIVE WHEEL TIRES

BASIC TIRE LOAD RATINGS FOR TIRE SELECTION
ENGLISH UNITS OF MEASURE

TIRE SIZE		INFLATION	LOAD LIMITS AT VARIOUS COLD INFLATION PRESSURES													
		psi	6	8	10	12	14	16	18	20	22	24	26	28	30	36
		symbol							★			★★			★★★	★★★★
14.9R34		LI							125			131			136	140
	SINGLES lbs		1930	2270	2600	2910	3200	3420	3640	3860	4080	4300	4540	4680	4940	5520
	DUALS lbs		1700	2000	2290	2560	2820	3010	3200	3400	3590	3780	4000	4120	4350	4860
	TRIPLES lbs		1580	1860	2130	2390	2620	2800	2980	3170	3350	3530	3720	3840	4050	4530
14.9R46		LI							131			137			142	145
	SINGLES lbs		2270	2680	3080	3420	3740	3960	4300	4540	4800	5080	5360	5520	5840	6400
	DUALS lbs		2000	2360	2710	3010	3290	3480	3780	4000	4220	4470	4720	4860	5140	5630
	TRIPLES lbs		1860	2200	2530	2800	3070	3250	3530	3720	3940	4170	4400	4530	4790	5250
15.5R38		LI							125							
	SINGLES lbs		1930	2270	2600	2910	3200	3420	3640							
	DUALS lbs		1700	2000	2290	2560	2820	3010	3200							
	TRIPLES lbs		1580	1860	2130	2390	2820	2800	2980							
16.9R24		LI							126			134				
	SINGLES lbs		1980	2340	2680	3000	3300	3520	3740	4080	4300	4680				
	DUALS lbs		1740	2060	2360	2640	2900	3100	3290	3590	3780	4120				
	TRIPLES lbs		1620	1920	2200	2460	2710	2890	3070	3350	3530	3840				
16.9R26		LI							128			135				
	SINGLES lbs		2040	2470	2760	3060	3420	3640	3960	4180	4400	4800				
	DUALS lbs		1800	2170	2430	2710	3010	3200	3480	3680	3870	4220				
	TRIPLES lbs		1670	2030	2260	2530	2800	2980	3250	3430	3610	3940				
16.9R28		LI							129			136				
	SINGLES lbs		2150	2540	2910	2600	3250	3740	4080	4300	4540	4940				
	DUALS lbs		1890	2240	2560	2290	3100	3290	3590	3780	4000	4350				
	TRIPLES lbs		1760	2080	2390	2130	2890	3070	3350	3530	3720	4050				
16.9R30		LI							130			137			141	144
	SINGLES lbs		2200	2600	3000	3300	3640	3860	4180	4400	4680	5080	5200	5360	5680	6150
	DUALS lbs		1940	2290	2640	2900	3200	3400	3680	3870	4120	4470	4580	4720	5000	5410
	TRIPLES lbs		1800	2130	2460	2710	2980	3170	3430	3610	3840	4170	4260	4400	4660	5040
16.9R38		LI							134			141				
	SINGLES lbs		2470	2910	3300	3740	4080	4400	4680	4940	5360	5680				
	DUALS lbs		2170	2560	2900	3290	3590	3870	4120	4350	4720	5000				
	TRIPLES lbs		2030	2390	2710	3070	3350	3610	3840	4050	4400	4660				
18.4R26		LI							134			140				
	SINGLES lbs		2470	2910	3300	3740	4080	4400	4680	4940	5360	5520				
	DUALS lbs		2170	2560	2900	3290	3590	3870	4120	4350	4720	4860				
	TRIPLES lbs		2030	2390	2710	3070	3350	3610	3840	4050	4400	4530				
18.4R28		LI							135			141			146	
	SINGLES lbs		2540	3000	3420	3860	4180	4540	4800	5200	5520	4680	6000	6400	6600	
	DUALS lbs		2240	2640	3010	3400	3680	4000	4220	4580	4860	5000	5280	5630	5810	
	TRIPLES lbs		2080	2460	2800	3170	3430	3720	3940	4260	4530	4660	4920	5250	5410	

TABLE A

RADIAL PLY AGRICULTURAL TRACTOR DRIVE WHEEL TIRES

BASIC TIRE LOAD RATINGS FOR TIRE SELECTION
METRIC UNITS OF MEASURE

TIRE SIZE		INFLATION	LOAD LIMITS AT VARIOUS COLD INFLATION PRESSURES													
		kPa	40	60	70	80	100	110	120	140	150	160	180	190	210	250
		symbol							★			★★			★★★	★★★★
14.9R34		LI							125			131			136	140
	SINGLES kg		875	1030	1180	1320	1450	1550	1650	1750	1850	1950	2060	2120	2240	2500
	DUALS kg		770	910	1040	1160	1280	1360	1450	1540	1630	1720	1810	1870	1970	2200
	TRIPLES kg		720	840	970	1080	1190	1270	1350	1440	1520	1600	1690	1740	1840	2050
14.9R46		LI							131			137			142	145
	SINGLES kg		1030	1215	1400	1550	1700	1800	1950	2060	2180	2300	2430	2500	2650	2900
	DUALS kg		910	1070	1230	1360	1500	1580	1720	1810	1920	2020	2140	2200	2330	2550
	TRIPLES kg		840	1000	1150	1270	1390	1480	1600	1690	1790	1890	1990	2050	2170	2380
15.5R38		LI							125							
	SINGLES kg		875	1030	1180	1320	1450	1550	1650							
	DUALS kg		770	910	1040	1160	1280	1360	1450							
	TRIPLES kg		720	840	970	1080	1190	1270	1350							
16.9R24		LI							126			134				
	SINGLES kg		900	1060	1215	1360	1500	1600	1700	1850	1950	2120				
	DUALS kg		790	930	1070	1200	1320	1410	1500	1630	1720	1870				
	TRIPLES kg		740	870	1000	1120	1230	1310	1390	1520	1600	1740				
16.9R26		LI							128			135				
	SINGLES kg		925	1120	1250	1400	1550	1650	1800	1900	2000	2180				
	DUALS kg		810	990	1100	1230	1360	1450	1580	1670	1760	1920				
	TRIPLES kg		760	920	1030	1150	1270	1350	1480	1560	1640	1790				
16.9R28		LI							129			136				
	SINGLES kg		975	1150	1320	1450	1600	1700	1850	1950	2060	2240				
	DUALS kg		860	1010	1160	1280	1410	1500	1630	1720	1810	1970				
	TRIPLES kg		800	940	1080	1190	1310	1390	1520	1600	1690	1840				
16.9R30		LI							130			137			141	144
	SINGLES kg		1000	1180	1360	1550	1650	1750	1900	2000	2120	2300	2360	2430	2575	2800
	DUALS kg		880	1040	1200	1360	1450	1540	1670	1760	1870	2020	2080	2140	2270	2460
	TRIPLES kg		820	970	1120	1270	1350	1440	1560	1640	1740	1890	1940	1990	2110	2300
16.9R38		LI							134			141				
	SINGLES kg		1120	1320	1500	1700	1850	2000	2120	2240	2430	2575				
	DUALS kg		990	1160	1320	1500	1630	1760	1870	1970	2140	2270				
	TRIPLES kg		920	1080	1230	1390	1520	1640	1740	1840	1990	2110				
18.4R26		LI							134			140				
	SINGLES kg		1120	1320	1500	1700	1850	2000	2120	2240	2430	2575				
	DUALS kg		990	1160	1320	1500	1630	1760	1870	1970	2140	2270				
	TRIPLES kg		920	1080	1230	1390	1520	1640	1740	1840	1990	2110				
18.4R28		LI							135			141			146	
	SINGLES kg		1150	1360	1550	1900	2060	2240	2430	2575	2725	2800	3000	3150	3250	
	DUALS kg		1010	1200	1360	1670	1810	1970	2140	2270	2400	2460	2640	2770	2860	
	TRIPLES kg		940	1120	1270	1560	1690	1840	1990	2110	2230	2300	2460	2580	2670	

TABLE A

RADIAL PLY AGRICULTURAL TRACTOR DRIVE WHEEL TIRES

BASIC TIRE LOAD RATINGS FOR TIRE SELECTION
ENGLISH UNITS OF MEASURE

TIRE SIZE		INFLATION	LOAD LIMITS AT VARIOUS COLD INFLATION PRESSURES													
		psi	6	8	10	12	14	16	18	20	22	24	26	28	30	36
		symbol							★			★★			★★★	★★★★
18.4R30		LI							137			143			147	
	SINGLES lbs		2600	3080	3520	3960	4300	4680	5080	5360	5680	6000	6150	6400	6800	
	DUALS lbs		2290	2710	3100	3490	3780	4120	4470	4720	5000	5280	5410	5630	5980	
	TRIPLES lbs		2130	2530	2890	3250	3530	3840	4170	4400	4660	4920	5040	5250	5580	
18.4R34		LI							139			144			149	
	SINGLES lbs		2830	3300	3740	4180	4540	4940	5360	5680	6000	6150	6600	6950	7150	
	DUALS lbs		2490	2900	3290	3680	4000	4350	4720	5000	5280	5410	5810	6120	6290	
	TRIPLES lbs		2320	2710	3070	3430	3720	4050	4400	4660	4920	5040	5410	5700	5860	
18.4R38		LI							141			146			151	155
	SINGLES lbs		3000	3520	3960	4400	4800	5200	5680	6000	6400	6600	6950	7400	7600	8550
	DUALS lbs		2640	3100	3480	3870	4220	4580	5000	5280	5630	5810	6120	6510	6690	7520
	TRIPLES lbs		2460	2890	3250	3610	3940	4260	4660	4920	5250	5410	5700	6070	6230	7010
18.4R42		LI							143			148			153	
	SINGLES lbs		3080	3740	4180	4680	5080	5520	6000	6400	6600	6950	7400	7600	8050	
	DUALS lbs		2710	3290	3680	4120	4470	4860	5280	5630	5810	6120	6510	6690	7080	
	TRIPLES lbs		2530	3070	3430	3840	4170	4530	4920	5250	5410	5700	6070	6230	6600	
18.4R46		LI							144			150			155	
	SINGLES lbs		3300	3860	4400	4940	5360	5840	6150	6600	6950	7400	7850	8050	8550	
	DUALS lbs		2900	3400	3870	4350	4720	5140	5410	5810	6120	6510	6910	7080	7520	
	TRIPLES lbs		2710	3170	3610	4050	4400	4790	5040	5410	5700	6070	6440	6600	7010	
20.8R34		LI							145							
	SINGLES lbs		3420	3960	4540	5080	5520	6000	6400							
	DUALS lbs		3010	3480	4000	4470	4860	5280	5630							
	TRIPLES lbs		2800	3250	3720	4170	4530	4920	5250							
20.8R38		LI							147			153				
	SINGLES lbs		3640	4300	4800	5360	5840	6400	6800	7150	7600	8050				
	DUALS lbs		3200	3780	4220	4720	5140	5630	5980	6290	6690	7080				
	TRIPLES lbs		2980	3530	3940	4400	4790	5250	5580	5860	6230	6600				
20.8R42		LI							149			155				
	SINGLES lbs		3740	4540	5080	5680	6150	6800	7150	7600	8050	8550				
	DUALS lbs		3290	4000	4470	5000	5410	5980	6290	6690	7080	7520				
	TRIPLES lbs		3070	3720	4170	4660	5040	5580	5860	6230	6600	7010				
***23.1R26		LI							147			153			157	
	SINGLES lbs		3520	4180	4800	5360	5840	6400	6800	7150	7600	8050	8250	8800	9100	
	DUALS lbs		3100	3680	4220	4720	5140	5630	5980	6290	6690	7080	7260	7740	8010	
	TRIPLES lbs		2890	3430	3940	4400	4790	5250	5580	5860	6230	6600	6770	7220	7460	
23.1R34		LI							151							
	SINGLES lbs		3960	4680	5360	6000	6600	7150	7600							
	DUALS lbs		3480	4120	4720	5280	5810	6290	6690							
	TRIPLES lbs		3250	3840	4400	4920	5410	5860	6230							

***23.1R26: **11700 lbs** @ 46 psi / **(LI 166)**

TABLE A

RADIAL PLY AGRICULTURAL TRACTOR DRIVE WHEEL TIRES

BASIC TIRE LOAD RATINGS FOR TIRE SELECTION
METRIC UNITS OF MEASURE

TIRE SIZE		INFLATION	LOAD LIMITS AT VARIOUS COLD INFLATION PRESSURES													
		kPa	40	60	70	80	100	110	120	140	150	160	180	190	210	250
		symbol							★			★★			★★★	★★★★
18.4R30		LI							137			143			147	
	SINGLES kg		1180	1400	1600	1800	1950	2120	**2300**	2430	2575	**2725**	2800	2900	**3075**	
	DUALS kg		1040	1230	1410	1580	1720	1870	**2020**	2140	2270	**2400**	2460	2550	**2710**	
	TRIPLES kg		970	1150	1310	1480	1600	1740	**1890**	1990	2110	**2230**	2300	2380	**2520**	
18.4R34		LI							139			144			149	
	SINGLES kg		1285	1500	1700	1900	2060	2240	**2430**	2575	2725	**2800**	3000	3150	**3250**	
	DUALS kg		1130	1320	1500	1670	1810	1970	**2140**	2270	2400	**2460**	2640	2770	**2860**	
	TRIPLES kg		1050	1230	1390	1560	1690	1840	**1990**	2110	2240	**2300**	2460	2580	**2670**	
18.4R38		LI							141			146			151	155
	SINGLES kg		1360	1600	1800	2000	2180	2360	**2575**	2725	2900	**3000**	3150	3350	**3450**	**3875**
	DUALS kg		1200	1410	1580	1760	1920	2080	**2270**	2400	2550	**2640**	2770	2950	**3040**	**3410**
	TRIPLES kg		1120	1310	1480	1640	1790	1940	**2110**	2230	2380	**2460**	2580	2750	**2830**	**3180**
18.4R42		LI							143			148			153	
	SINGLES kg		1400	1700	1900	2120	2300	2500	**2725**	2900	3000	**3150**	3350	3450	**3650**	
	DUALS kg		1230	1500	1670	1870	2020	2200	**2400**	2550	2640	**2770**	2950	3040	**3210**	
	TRIPLES kg		1150	1390	1560	1740	1890	2050	**2230**	2380	2460	**2580**	2750	2830	**2990**	
18.4R46		LI							144			150			155	
	SINGLES kg		1500	1750	2000	2240	2430	2650	**2800**	3000	3150	**3350**	3550	3650	**3875**	
	DUALS kg		1320	1540	1760	1970	2140	2330	**2460**	2640	2770	**2950**	3120	3210	**3410**	
	TRIPLES kg		1230	1440	1640	1840	1990	2170	**2300**	2460	2580	**2750**	2910	2990	**3180**	
20.8R34		LI							145							
	SINGLES kg		1550	1800	2060	2300	2500	2725	**2900**							
	DUALS kg		1360	1580	1810	2020	2200	2400	**2550**							
	TRIPLES kg		1270	1480	1690	1890	2050	2230	**2380**							
20.8R38		LI							147			153				
	SINGLES kg		1650	1950	2180	2430	2650	2900	**3075**	3250	3450	**3650**				
	DUALS kg		1450	1720	1920	2140	2330	2550	**2710**	2860	3040	**3210**				
	TRIPLES kg		1350	1600	1790	1990	2170	2380	**2520**	2670	2830	**2990**				
20.8R42		LI							149			155				
	SINGLES kg		1700	2060	2300	2575	2800	3075	**3250**	3450	3650	**3875**				
	DUALS kg		1500	1810	2020	2270	2460	2710	**2860**	3040	3210	**3410**				
	TRIPLES kg		1390	1690	1890	2110	2300	2520	**2670**	2830	2990	**3180**				
***23.1R26		LI							147			153			157	
	SINGLES kg		1600	1900	2180	2430	2650	2900	**3075**	3250	3450	**3650**	3750	4000	**4125**	
	DUALS kg		1410	1670	1920	2140	2330	2550	**2710**	2860	3040	**3210**	3300	3520	**3630**	
	TRIPLES kg		1310	1560	1790	1990	2170	2380	**2520**	2670	2830	**2990**	3080	3280	**3380**	
23.1R34		LI							151							
	SINGLES kg		1800	2120	2430	2725	2800	3075	**3250**							
	DUALS kg		1580	1870	2140	2400	2460	2710	**2860**							
	TRIPLES kg		1480	1740	1990	2230	2300	2520	**2670**							

***23.1R26: **5300 kg** @ 320 kPa / **(LI 166)**

TABLE A

RADIAL PLY AGRICULTURAL TRACTOR DRIVE WHEEL TIRES

BASIC TIRE LOAD RATINGS FOR TIRE SELECTION ENGLISH UNITS OF MEASURE

TIRE SIZE		INFLATION	LOAD LIMITS AT VARIOUS COLD INFLATION PRESSURES													
		psi	6	8	10	12	14	16	18	20	22	24	26	28	30	36
		symbol							★			★★			★★★	★★★★
24.5R32		LI							**154**							
	SINGLES lbs		4300	5080	5840	6400	7150	7600	**8250**							
	DUALS lbs		3780	4470	5140	5630	6290	6690	**7260**							
	TRIPLES lbs		3530	4170	4790	5250	5860	6230	**6770**							
30.5LR32		LI							**159**			**166**			**170**	
	SINGLES lbs		5080	6150	6950	7600	8550	9100	**9650**	10500	11000	**11700**	12000	12800	**13200**	
	DUALS lbs		4470	5410	6120	6690	7520	8010	**8490**	9240	9680	**10300**	10560	11260	**11620**	
	TRIPLES lbs		4170	5040	5700	6230	7010	7460	**7910**	8610	9020	**9590**	9840	10500	**10820**	

NOTES:

1. Boldface denotes maximum load for the symbol shown and the service description (Load Index Speed Symbol).
2. For shipping purposes, tire inflation pressures may be increased to 30 psi (210 kPa) (consult tire manufacturer for minimum shipping pressure). This higher inflation pressure must be reduced to operating inflation before the machine is removed from the carrier.
3. For transport service above 20 mph (30 km/h), recommended minimum inflation pressure is 8 psi (60 kPa).
4. When running lower inflation pressures, it is extremely important to use an accurate air pressure gauge.
5. For hillside operations and for moldboard plowing with single drive tires in the furrow, add 4 psi (30 kPa).
6. For R-2 tires, above loads apply; however, maximum speed is **25 mph (40 km/h)**.
7. For above tires (except R-2) used in cyclic loading field service, see Load Table F1 on pages 195-196.
8. For above R-2 tires used in cyclic loading service (except hillside combines) without sustained high torque with speeds up to 5 mph (10 km/h), above loads may be increased 70% (with 6 psi (40 kPa) increase in inflation pressure). This load increase is also applicable to tires used on vehicles with mechanisms capable of maintaining tires and wheels in vertical position on slopes to 11° (20% grade).
9. For transport service and operations that do not require sustained high torque, the load limits shown at right at various speeds apply with no change in inflation pressure (R-2 maximum speed is 25 mph (40 km/h)].

FOR RIM AND WHEEL LOAD INFORMATION, SEE IMPORTANT NOTES ON PAGES 227-231.

MAX. SPEED	% CHANGE IN TABLE
10 mph (15 km/h)	+34% (except hillside combines)
15 mph (25 km/h)	+11% (except hillside combines)
20 mph (30 km/h)	7%
25 mph (40 km/h)	None
30 mph (50 km/h)	None

TABLE A

RADIAL PLY AGRICULTURAL TRACTOR DRIVE WHEEL TIRES

BASIC TIRE LOAD RATINGS FOR TIRE SELECTION METRIC UNITS OF MEASURE

TIRE SIZE		INFLATION kPa	LOAD LIMITS AT VARIOUS COLD INFLATION PRESSURES													
		symbol	40	60	70	80	100	110	120 ★	140	150	160 ★★	180	190	210 ★★★	250 ★★★★
24.5R32		LI							**154**							
	SINGLES kg		1950	2310	2650	2900	3250	3450	**3750**							
	DUALS kg		1720	2030	2330	2550	2860	3040	**3300**							
	TRIPLES kg		1600	1890	2170	2380	2670	2830	**3080**							
30.5LR32		LI							**159**			**166**			**170**	
	SINGLES kg		2300	2800	3150	3450	3875	4125	**4375**	4750	5000	**5300**	5450	5800	**6000**	
	DUALS kg		2020	2460	2770	3040	3410	3630	**3850**	4180	4400	**4660**	4800	5100	**5280**	
	TRIPLES kg		1890	2300	2580	2830	3180	3380	**3590**	3900	4100	**4350**	4470	4760	**4920**	

NOTES:

1. Boldface denotes maximum load for the symbol shown and the service description (Load Index Speed Symbol).
2. For shipping purposes, tire inflation pressures may be increased to 30 psi (210 kPa) (consult tire manufacturer for minimum shipping pressure). This higher inflation pressure must be reduced to operating inflation before the machine is removed from the carrier.
3. For transport service above 20 mph (30 km/h), recommended minimum inflation pressure is 8 psi (60 kPa).
4. When running lower inflation pressures, it is extremely important to use an accurate air pressure gauge.
5. For hillside operations and for moldboard plowing with single drive tires in the furrow, add 4 psi (30 kPa).
6. For R-2 tires, above loads apply; however, maximum speed is **25 mph (40 km/h)**.
7. For above tires (except R-2) used in cyclic loading field service, see Load Table F1 on pages 195-196.
8. For above R-2 tires used in cyclic loading service (except hillside combines) without sustained high torque with speeds up to 5 mph (10 km/h), above loads may be increased 70% (with 6 psi (40 kPa) increase in inflation pressure). This load increase is also applicable to tires used on vehicles with mechanisms capable of maintaining tires and wheels in vertical position on slopes to 11° (20% grade).
9. For transport service and operations that do not require sustained high torque, the load limits shown at right at various speeds apply with no change in inflation pressure (R-2 maximum speed is 25 mph (40 km/h)).

MAX. SPEED	% CHANGE IN TABLE
10 mph (15 km/h)	+34% (except hillside combines)
15 mph (25 km/h)	+11% (except hillside combines)
20 mph (30 km/h)	7%
25 mph (40 km/h)	None
30 mph (50 km/h)	None

FOR RIM AND WHEEL LOAD INFORMATION, SEE IMPORTANT NOTES ON PAGES 227-231.

METRIC RADIAL PLY AGRICULTURAL TRACTOR DRIVE WHEEL TIRES

TIRE TYPE NOMENCLATURE		MAX. SPEED	
		SPEED INDEX	SPEED INDEX
TRA	TIRE TYPE	A8/B	D
R-1	Drive Wheel, Regular Tread	30 mph	40 mph
R-1W	Drive Wheel, Wet Traction Tread	30 mph	40 mph
R-2	Cane & Rice, Drive Wheel, Deep Tread	25 mph	—

BASIC TIRE LOAD RATINGS FOR TIRE SELECTION
ENGLISH UNITS OF MEASURE

TIRE SIZE		INFLATION	LOAD LIMITS AT VARIOUS COLD INFLATION PRESSURES														
		psi	6	9	12	15	17	20	23	26	29	35	41	46	52	58	64
230/95R48		LI					114		121		123	126	129	132	134		
	SINGLES lbs		1430	1710	2040	2270	2600	2910	3200	3300	3420	3740	4080	4400	4680		
	DUALS lbs		1260	1500	1800	2000	2290	2560	2820	2900	3010	3290	3590	3870	4120		
	TRIPLES lbs		1170	1400	1670	1860	2130	2390	2620	2710	2800	3070	3350	3610	3840		
280/70R16		LI					95		102		108	112					
	SINGLES lbs		855	1020	1200	1360	1520	1710	1870	2040	2200	2470					
	DUALS lbs		750	900	1060	1200	1340	1500	1650	1800	1940	2170					
	TRIPLES lbs		700	840	980	1120	1250	1400	1530	1670	1800	2030					
280/70R18		LI					97		104		110	114					
	SINGLES lbs		910	1070	1280	1430	1610	1820	1980	2150	2340	2600					
	DUALS lbs		800	940	1130	1260	1420	1600	1740	1890	2060	2290					
	TRIPLES lbs		750	880	1050	1170	1320	1490	1620	1760	1920	2130					
280/70R20		LI					99		106		112	116					
	SINGLES lbs		935	1140	1320	1520	1710	1870	2090	2270	2470	2760					
	DUALS lbs		820	1000	1160	1340	1500	1650	1840	2000	2170	2430					
	TRIPLES lbs		770	930	1080	1250	1400	1530	1710	1860	2030	2260					
280/85R24		LI					108		115								
	SINGLES lbs		1230	1480	1710	1930	2200	2470	2680								
	DUALS lbs		1080	1300	1500	1700	1940	2170	2360								
	TRIPLES lbs		1010	1210	1400	1580	1800	2030	2200								
290/95R34		LI					119		125		129	131					
	SINGLES lbs		1650	2040	2340	2680	3000	3300	3640	3860	4080	4300					
	DUALS lbs		1450	1800	2060	2360	2640	2900	3200	3400	3590	3780					
	TRIPLES lbs		1350	1670	1920	2200	2460	2710	2980	3170	3350	3530					
300/70R20		LI					102		110		116	120					
	SINGLES lbs		1050	1280	1480	1650	1870	2090	2340	2540	2760	3080					
	DUALS lbs		920	1130	1300	1450	1650	1840	2060	2240	2430	2710					
	TRIPLES lbs		860	1050	1210	1350	1530	1710	1920	2080	2260	2530					
320/85R24		LI					115		122								
	SINGLES lbs		1480	1820	2090	2400	2680	3000	3300								
	DUALS lbs		1300	1600	1840	2110	2360	2640	2900								
	TRIPLES lbs		1210	1490	1710	1970	2200	2460	2710								
320/85R28		LI					118		124								
	SINGLES lbs		1610	1930	2270	2600	2910	3200	3520								
	DUALS lbs		1420	1700	2000	2290	2560	2820	3100								
	TRIPLES lbs		1320	1580	1860	2130	2390	2620	2890								

TABLE B

METRIC RADIAL PLY AGRICULTURAL TRACTOR DRIVE WHEEL TIRES

TIRE TYPE NOMENCLATURE		MAX. SPEED	
		SPEED INDEX	SPEED INDEX
TRA	TIRE TYPE	A8/B	D
R-1	Drive Wheel, Regular Tread	50 KM/H	65 KM/H
R-1W	Drive Wheel, Wet Traction Tread	50 KM/H	65 KM/H
R-2	Cane & Rice, Drive Wheel, Deep Tread	40 KM/H	—

BASIC TIRE LOAD RATINGS FOR TIRE SELECTION
METRIC UNITS OF MEASURE

TIRE SIZE		INFLATION	LOAD LIMITS AT VARIOUS COLD INFLATION PRESSURES														
		kPa	40	60	80	100	120	140	160	180	200	240	280	320	360	400	440
		bar	0.4	0.6	0.8	1	1.2	1.4	1.6	1.8	2	2.4	2.8	3.2	3.6	4	4.4
230/95R48		LI					114		121		123	126	129	132	134		
	SINGLES kg		650	775	925	1030	1180	1320	1450	1500	1550	1700	1850	2000	2120		
	DUALS kg		570	680	810	910	1040	1160	1280	1320	1360	1500	1630	1760	1870		
	TRIPLES kg		530	640	760	840	970	1080	1190	1230	1270	1390	1520	1640	1740		
280/70R16		LI					95		102		108	112					
	SINGLES kg		387	462	545	615	690	775	850	925	1000	1120					
	DUALS kg		340	410	480	540	610	680	750	810	880	990					
	TRIPLES kg		320	380	450	500	570	640	700	760	820	920					
280/70R18		LI					97		104		110	114					
	SINGLES kg		412	487	580	650	730	825	900	975	1060	1180					
	DUALS kg		360	430	510	570	640	730	790	860	930	1040					
	TRIPLES kg		340	400	480	530	600	680	740	800	870	970					
280/70R20		LI					99		106		112	116					
	SINGLES kg		425	515	600	690	775	850	950	1030	1120	1250					
	DUALS kg		370	450	530	610	680	750	840	910	990	1100					
	TRIPLES kg		350	420	490	570	640	700	780	840	920	1030					
280/85R24		LI					108		115								
	SINGLES kg		560	670	775	875	1000	1120	1215								
	DUALS kg		490	590	680	770	880	990	1070								
	TRIPLES kg		460	550	640	720	820	920	1000								
290/95R34		LI					119		125		129	131					
	SINGLES kg		750	925	1060	1215	1360	1500	1650	1750	1850	1950					
	DUALS kg		660	810	930	1070	1200	1320	1450	1540	1630	1720					
	TRIPLES kg		620	760	870	1000	1120	1230	1350	1440	1520	1600					
300/70R20		LI					102		110		116	120					
	SINGLES kg		475	580	670	750	850	950	1060	1150	1250	1400					
	DUALS kg		420	510	590	660	750	840	930	1010	1100	1230					
	TRIPLES kg		390	480	550	620	700	780	870	940	1030	1150					
320/85R24		LI					115		122								
	SINGLES kg		670	825	950	1090	1215	1360	1500								
	DUALS kg		590	730	840	960	1070	1200	1320								
	TRIPLES kg		550	680	780	890	1000	1120	1230								
320/85R28		LI					118		124								
	SINGLES kg		730	875	1030	1180	1320	1450	1600								
	DUALS kg		640	770	910	1040	1160	1280	1410								
	TRIPLES kg		600	720	840	970	1080	1190	1310								

METRIC RADIAL PLY AGRICULTURAL TRACTOR
DRIVE WHEEL TIRES

BASIC TIRE LOAD RATINGS FOR TIRE SELECTION
ENGLISH UNITS OF MEASURE

TIRE SIZE		INFLATION	LOAD LIMITS AT VARIOUS COLD INFLATION PRESSURES														
		psi	6	9	12	15	17	20	23	26	29	35	41	46	52	58	64
320/85R34		LI					121		127		131	133					
	SINGLES lbs		1760	2150	2470	2830	3200	3520	3860	4080	4300	4540					
	DUALS lbs		1550	1890	2170	2490	2820	3100	3400	3590	3780	4000					
	TRIPLES lbs		1440	1760	2030	2320	2620	2890	3170	3350	3530	3720					
320/85R38		LI					123		129		133	135	138	141	143		
	SINGLES lbs		1870	2270	2600	3000	3420	3740	4080	4300	4540	4800	5200	5680	6000		
	DUALS lbs		1650	2000	2290	2640	3010	3290	3590	3780	4000	4220	4580	5000	5280		
	TRIPLES lbs		1530	1860	2130	2460	2800	3070	3350	3530	3720	3940	4260	4660	4920		
320/90R42		LI					126		133		136	139					
	SINGLES lbs		2090	2470	2910	3300	3740	4180	4540	4800	4940	5360					
	DUALS lbs		1840	2170	2560	2900	3290	3680	4000	4220	4350	4720					
	TRIPLES lbs		1710	2030	2390	2710	3070	3430	3720	3940	4050	4400					
320/90R46		LI					127		135		138	140	144	146	148		
	SINGLES lbs		2150	2600	3000	3420	3860	4300	4800	5080	5200	5520	6150	6600	6950		
	DUALS lbs		1890	2290	2640	3010	3400	3780	4220	4470	4580	4860	5410	5810	6120		
	TRIPLES lbs		1760	2130	2460	2800	3170	3530	3940	4170	4260	4530	5040	5410	5700		
320/90R50		LI					129		136		140	142	145	148			
	SINGLES lbs		2270	2760	3200	3640	4080	4540	4940	5200	5520	5840	6400	6950			
	DUALS lbs		2000	2430	2820	3200	3590	4000	4350	4580	4860	5140	5630	6120			
	TRIPLES lbs		1860	2260	2620	2980	3350	3720	4050	4260	4530	4790	5250	5700			
320/90R54		LI					131		138		141	143	146	149			
	SINGLES lbs		2340	2830	3300	3740	4300	4680	5200	5520	5680	6000	6600	7150			
	DUALS lbs		2060	2490	2900	3290	3780	4120	4580	4860	5000	5280	5810	6290			
	TRIPLES lbs		1920	2320	2710	3070	3530	3840	4260	4530	4660	4920	5410	5860			
340/85R24		LI					119		125								
	SINGLES lbs		1650	1980	2270	2600	3000	3300	3640								
	DUALS lbs		1450	1740	2000	2290	2640	2900	3200								
	TRIPLES lbs		1350	1620	1860	2130	2460	2710	2980								
340/85R28		LI					121		127								
	SINGLES lbs		1760	2090	2470	2830	3200	3520	3860								
	DUALS lbs		1550	1840	2170	2490	2820	3100	3400								
	TRIPLES lbs		1440	1710	2030	2320	2620	2890	3170								
360/70R20		LI					113		120		125	129					
	SINGLES lbs		1390	1650	1930	2200	2540	2760	3080	3300	3640	4080					
	DUALS lbs		1220	1450	1700	1940	2240	2430	2710	2900	3200	3590					
	TRIPLES lbs		1140	1350	1580	1800	2080	2260	2530	2710	2980	3350					

TABLE B

METRIC RADIAL PLY AGRICULTURAL TRACTOR
DRIVE WHEEL TIRES

BASIC TIRE LOAD RATINGS FOR TIRE SELECTION
METRIC UNITS OF MEASURE

TIRE SIZE		INFLATION	LOAD LIMITS AT VARIOUS COLD INFLATION PRESSURES														
		kPa	40	60	80	100	120	140	160	180	200	240	280	320	360	400	440
		bar	0.4	0.6	0.8	1	1.2	1.4	1.6	1.8	2	2.4	2.8	3.2	3.6	4	4.4
320/85R34		LI					121		127		131	133					
	SINGLES kg		800	975	1120	1285	1450	1600	1750	1850	1950	2060					
	DUALS kg		700	860	990	1130	1280	1410	1540	1630	1720	1810					
	TRIPLES kg		660	800	920	1050	1190	1310	1440	1520	1600	1690					
320/85R38		LI					123		129		133	135	138	141	143		
	SINGLES kg		850	1030	1180	1360	1550	1700	1850	1950	2060	2180	2360	2575	2725		
	DUALS kg		750	910	1040	1200	1360	1500	1630	1720	1810	1920	2080	2270	2400		
	TRIPLES kg		700	840	970	1120	1270	1390	1520	1600	1690	1790	1940	2110	2230		
320/90R42		LI					126		133		136	139					
	SINGLES kg		950	1120	1320	1500	1700	1900	2060	2180	2240	2430					
	DUALS kg		840	990	1160	1320	1500	1670	1810	1920	1970	2140					
	TRIPLES kg		780	920	1080	1230	1390	1560	1690	1790	1840	1990					
320/90R46		LI					127		135		138	140	144	146	148		
	SINGLES kg		975	1180	1360	1550	1750	1950	2180	2300	2360	2500	2800	3000	3150		
	DUALS kg		860	1040	1200	1360	1540	1720	1920	2020	2080	2200	2460	2640	2770		
	TRIPLES kg		800	970	1120	1270	1440	1600	1790	1890	1940	2050	2300	2460	2580		
320/90R50		LI					129		136		140	142	145	148			
	SINGLES kg		1030	1250	1450	1650	1850	2060	2240	2360	2500	2650	2900	3150			
	DUALS kg		910	1100	1280	1450	1630	1810	1970	2080	2200	2330	2550	2770			
	TRIPLES kg		840	1030	1190	1350	1520	1690	1840	1940	2050	2170	2380	2580			
320/90R54		LI					131		138		141	143	146	149			
	SINGLES kg		1060	1285	1500	1700	1950	2120	2360	2500	2575	2725	3000	3250			
	DUALS kg		930	1130	1320	1500	1720	1870	2080	2200	2270	2400	2640	2860			
	TRIPLES kg		870	1050	1230	1390	1600	1740	1940	2050	2110	2230	2460	2670			
340/85R24		LI					119		125								
	SINGLES kg		750	900	1030	1180	1360	1500	1650								
	DUALS kg		660	790	910	1040	1200	1320	1450								
	TRIPLES kg		620	740	840	970	1120	1230	1350								
340/85R28		LI					121		127								
	SINGLES kg		800	950	1120	1285	1450	1600	1750								
	DUALS kg		700	840	990	1130	1280	1410	1540								
	TRIPLES kg		660	780	920	1050	1190	1310	1440								
360/70R20		LI					113		120		125	129					
	SINGLES kg		630	750	875	1000	1150	1250	1400	1500	1650	1850					
	DUALS kg		550	660	770	880	1010	1100	1230	1320	1450	1630					
	TRIPLES kg		520	620	720	820	940	1030	1150	1230	1350	1520					

TABLE B

METRIC RADIAL PLY AGRICULTURAL TRACTOR
DRIVE WHEEL TIRES

BASIC TIRE LOAD RATINGS FOR TIRE SELECTION
ENGLISH UNITS OF MEASURE

TIRE SIZE		INFLATION	LOAD LIMITS AT VARIOUS COLD INFLATION PRESSURES														
		psi	6	9	12	15	17	20	23	26	29	35	41	46	52	58	64
360/70R28		LI					118		125								
	SINGLES lbs		1610	1930	2270	2600	2910	3300	3640								
	DUALS lbs		1420	1700	2000	2290	2560	2900	3200								
	TRIPLES lbs		1320	1580	1860	2130	2390	2710	2990								
380/70R24		LI					119		125								
	SINGLES lbs		1650	1980	2270	2600	3000	3300	3640								
	DUALS lbs		1450	1740	2000	2290	2640	2900	3200								
	TRIPLES lbs		1350	1620	1860	2130	2460	2710	2980								
380/70R28		LI					121		127								
	SINGLES lbs		1760	2090	2470	2830	3200	3520	3860								
	DUALS lbs		1550	1840	2170	2490	2820	3100	3400								
	TRIPLES lbs		1440	1710	2030	2320	2620	2890	3170								
380/80R38		LI					130		137		140	142					
	SINGLES lbs		2270	2760	3200	3640	4180	4540	5080	5360	5520	5840					
	DUALS lbs		2000	2430	2820	3200	3680	4000	4470	4720	4860	5140					
	TRIPLES lbs		1860	2260	2620	2980	3430	3720	4170	4400	4530	4790					
380/85R24		LI					124		131								
	SINGLES lbs		1930	2340	2760	3080	3520	3860	4300								
	DUALS lbs		1700	2060	2430	2710	3100	3400	3780								
	TRIPLES lbs		1580	1920	2260	2530	2890	3170	3530								
380/85R28		LI					126		133								
	SINGLES lbs		2090	2540	2910	3300	3740	4180	4540								
	DUALS lbs		1840	2240	2560	2900	3290	3680	4000								
	TRIPLES lbs		1710	2080	2390	2710	3070	3430	3720								
380/85R30		LI					127		135								
	SINGLES lbs		2150	2600	3000	3420	3860	4300	4800								
	DUALS lbs		1890	2290	2640	3010	3400	3780	4220								
	TRIPLES lbs		1760	2130	2460	2800	3170	3530	3940								
380/85R34		LI					129		137		140	142	145				
	SINGLES lbs		2270	2760	3200	3640	4080	4540	5080	5360	5520	5840	6400				
	DUALS lbs		2000	2430	2820	3200	3590	4000	4470	4720	5860	5140	5630				
	TRIPLES lbs		1860	2260	2620	2980	3350	3720	4170	4400	4530	4790	5250				
385/85R34		LI					130		138		141	143	146				
	SINGLES lbs		2340	2830	3300	3740	4180	4680	5200	5360	5680	6000	6600				
	DUALS lbs		2060	2490	2900	3290	3680	4120	4580	4720	5000	5280	5810				
	TRIPLES lbs		1920	2320	2710	3070	3430	3840	4260	4400	4660	4920	5410				
380/90R46		LI					137		144		147	149	152				
	SINGLES lbs		2830	3300	3860	4400	5080	5520	6150	6400	6800	7150	7850				
	DUALS lbs		2490	2900	3400	3870	4470	4860	5410	5630	5980	6290	6910				
	TRIPLES lbs		2320	2710	3170	3610	4170	4530	5040	5250	5580	5860	6440				

TABLE B

METRIC RADIAL PLY AGRICULTURAL TRACTOR
DRIVE WHEEL TIRES

BASIC TIRE LOAD RATINGS FOR TIRE SELECTION
METRIC UNITS OF MEASURE

TIRE SIZE		INFLATION	LOAD LIMITS AT VARIOUS COLD INFLATION PRESSURES														
		kPa	40	60	80	100	120	140	160	180	200	240	280	320	360	400	440
		bar	0.4	0.6	0.8	1	1.2	1.4	1.6	1.8	2	2.4	2.8	3.2	3.6	4	4.4
360/70R28		LI					118		125								
	SINGLES kg		730	875	1030	1180	1320	1500	1650								
	DUALS kg		640	770	910	1040	1160	1320	1450								
	TRIPLES kg		600	720	850	970	1080	1230	1350								
380/70R24		LI					119		125								
	SINGLES kg		750	900	1030	1180	1360	1500	1650								
	DUALS kg		660	790	910	1040	1200	1320	1450								
	TRIPLES kg		620	740	840	970	1120	1230	1350								
380/70R28		LI					121		127								
	SINGLES kg		800	950	1120	1285	1450	1600	1750								
	DUALS kg		700	840	990	1130	1280	1410	1540								
	TRIPLES kg		660	780	920	1050	1190	1310	1440								
380/80R38		LI					130		137		140	142					
	SINGLES kg		1030	1250	1450	1650	1900	2060	2300	2430	2500	2650					
	DUALS kg		910	1100	1280	1450	1670	1810	2020	2140	2200	2330					
	TRIPLES kg		840	1030	1190	1350	1560	1690	1890	1990	2050	2170					
380/85R24		LI					124		131								
	SINGLES kg		875	1060	1250	1400	1600	1750	1950								
	DUALS kg		770	930	1100	1230	1410	1540	1720								
	TRIPLES kg		720	870	1030	1150	1310	1440	1600								
380/85R28		LI					126		133								
	SINGLES kg		950	1150	1320	1500	1700	1900	2060								
	DUALS kg		840	1010	1160	1320	1500	1670	1810								
	TRIPLES kg		780	940	1080	1230	1390	1560	1690								
380/85R30		LI					127		135								
	SINGLES kg		975	1180	1360	1550	1750	1950	2180								
	DUALS kg		860	1040	1200	1360	1540	1720	1920								
	TRIPLES kg		800	970	1120	1270	1440	1600	1790								
380/85R34		LI					129		137		140	142	145				
	SINGLES kg		1030	1250	1450	1650	1850	2060	2300	2430	2500	2650	2900				
	DUALS kg		910	1100	1280	1450	1630	1810	2020	2140	2200	2330	2550				
	TRIPLES kg		840	1030	1190	1350	1520	1690	1890	1990	2050	2170	2380				
385/85R34		LI					130		138		141	143	146				
	SINGLES kg		1060	1285	1500	1700	1900	2120	2360	2430	2575	2725	3000				
	DUALS kg		930	1130	1320	1500	1670	1870	2080	2140	2270	2400	2640				
	TRIPLES kg		870	1050	1230	1390	1560	1740	1940	1990	2110	2230	2460				
380/90R46		LI					137		144		147	149	152				
	SINGLES kg		1285	1500	1750	2000	2300	2500	2800	2900	3075	3250	3550				
	DUALS kg		1130	1320	1540	1760	2020	2200	2460	2550	2710	2860	3120				
	TRIPLES kg		1050	1230	1440	1640	1890	2050	2300	2380	2520	2670	2910				

TABLE B

METRIC RADIAL PLY AGRICULTURAL TRACTOR
DRIVE WHEEL TIRES

BASIC TIRE LOAD RATINGS FOR TIRE SELECTION
ENGLISH UNITS OF MEASURE

TIRE SIZE		INFLATION	LOAD LIMITS AT VARIOUS COLD INFLATION PRESSURES														
		psi	6	9	12	15	17	20	23	26	29	35	41	46	52	58	64
380/90R50		LI					138		145		148	151					
	SINGLES lbs		2910	3520	4080	4680	5200	5840	6400	6800	6950	7600					
	DUALS lbs		2560	3100	3590	4120	4580	5140	5630	5980	6120	6690					
	TRIPLES lbs		2390	2890	3350	3840	4260	4790	5250	5580	5700	6230					
380/90R54		LI					140		146		150	152					
	SINGLES lbs		3000	3640	4300	4800	5520	6000	6600	6950	7400	7850					
	DUALS lbs		2640	3200	3780	4220	4860	5280	5810	6120	6510	6910					
	TRIPLES lbs		2460	2980	3530	3940	4530	4920	5410	5700	6070	6440					
380/105R50		LI					143		150		153	155	158	161	163	165	168
	SINGLES lbs		3300	3960	4680	5360	6000	6600	7400	7600	8050	8550	9350	10200	10700	11400	12300
	DUALS lbs		2900	3480	4120	4720	5280	5810	6510	6690	7080	7520	8230	8980	9420	10030	10825
	TRIPLES lbs		2710	3250	3840	4400	4920	5410	6070	6230	6600	7010	7670	8360	8770	9350	10085
385/85R34		LI					129		137		140	142	145				
	SINGLES lbs		2270	2760	3200	3640	4080	4540	5080	5360	5520	5840	6400				
	DUALS lbs		2000	2430	1820	3200	3590	4000	4470	4720	4860	5140	5630				
	TRIPLES lbs		1860	2260	2620	2980	3350	3720	4170	4400	4530	4790	5250				
420/70R24		LI					123		130								
	SINGLES lbs		1930	2270	2680	3080	3420	3860	4180								
	DUALS lbs		1700	2000	2360	2710	3010	3400	3680								
	TRIPLES lbs		1580	1860	2200	2530	2800	3170	3430								
420/80R46		LI					139		145		149	151	154	156	159	161	
	SINGLES lbs		2910	3520	4080	4680	5360	5840	6400	6800	7150	7600	8250	8800	9650	10200	
	DUALS lbs		2560	3100	3590	4120	4720	5140	5630	5980	6290	6690	7260	7740	8490	8980	
	TRIPLES lbs		2390	2890	3350	3840	4400	4790	5250	5580	5860	6230	6770	7220	7910	8360	
420/85R24		LI					129		137								
	SINGLES lbs		2270	2760	3200	3640	4080	4540	5080								
	DUALS lbs		2000	2430	2820	3200	3590	4000	4470								
	TRIPLES lbs		1860	2260	2620	2980	3350	3720	4170								
420/85R26		LI					131		138								
	SINGLES lbs		2340	2830	3300	3740	4300	4680	5200								
	DUALS lbs		2060	2490	2900	3290	3780	4120	4580								
	TRIPLES lbs		1920	2320	2710	3070	3530	3840	4260								
420/85R28		LI					132		139								
	SINGLES lbs		2470	2910	3420	3860	4400	4940	5360								
	DUALS lbs		2170	2560	3010	3400	3870	4350	4720								
	TRIPLES lbs		2030	2390	2800	3170	3610	4050	4400								
420/85R30		LI					133		140								
	SINGLES lbs		2540	3000	3520	4080	4540	5080	5520								
	DUALS lbs		2240	2640	3100	3590	4000	4470	4860								
	TRIPLES lbs		2080	2460	2890	3350	3720	4170	4530								

TABLE B

METRIC RADIAL PLY AGRICULTURAL TRACTOR
DRIVE WHEEL TIRES

BASIC TIRE LOAD RATINGS FOR TIRE SELECTION
METRIC UNITS OF MEASURE

TIRE SIZE		INFLATION	LOAD LIMITS AT VARIOUS COLD INFLATION PRESSURES														
		kPa	40	60	80	100	120	140	160	180	200	240	280	320	360	400	440
		bar	0.4	0.6	0.8	1	1.2	1.4	1.6	1.8	2	2.4	2.8	3.2	3.6	4	4.4
380/90R50		LI					138		145		148	151					
	SINGLES kg		1320	1600	1850	2120	2360	2650	2900	3075	3150	3450					
	DUALS kg		1160	1410	1630	1870	2080	2330	2550	2710	2770	3040					
	TRIPLES kg		1080	1310	1520	1740	1940	2170	2380	2520	2580	2830					
380/90R54		LI					140		146		150	152					
	SINGLES kg		1360	1650	1950	2180	2500	2725	3000	3150	3350	3550					
	DUALS kg		1200	1450	1720	1920	2200	2400	2640	2770	2950	3120					
	TRIPLES kg		1120	1350	1600	1790	2050	2230	2460	2580	2750	2910					
380/105R50		LI					143		150		153	155	158	161	163	165	168
	SINGLES kg		1500	1800	2120	2430	2725	3000	3350	3450	3650	3875	4250	4625	4875	5150	5600
	DUALS kg		1320	1580	1870	2140	2400	2640	2950	3040	3210	3410	3740	4070	4290	4530	4930
	TRIPLES kg		1230	1480	1740	1990	2230	2460	2750	2830	2990	3180	3490	3790	4000	4220	4590
385/85R34		LI					129		137		140	142	145				
	SINGLES kg		1030	1250	1450	1650	1850	2060	2300	2430	2500	2650	2900				
	DUALS kg		910	1100	1280	1450	1630	1810	2020	2140	2200	2330	2550				
	TRIPLES kg		850	1030	1190	1350	1520	1690	1890	1990	2050	2170	2380				
420/70R24		LI					123		130								
	SINGLES kg		875	1030	1215	1400	1550	1750	1900								
	DUALS kg		770	910	1070	1230	1360	1540	1670								
	TRIPLES kg		720	840	1000	1150	1270	1440	1560								
420/80R46		LI					139		145		149	151	154	156	159	161	
	SINGLES kg		1320	1600	1850	2120	2430	2650	2900	3075	3250	3450	3750	4000	4375	4625	
	DUALS kg		1160	1410	1630	1870	2140	2330	2550	2710	2860	3040	3300	3520	3850	4070	
	TRIPLES kg		1080	1310	1520	1740	1990	2170	2380	2520	2670	2830	3080	3280	3590	3790	
420/85R24		LI					129		137								
	SINGLES kg		1030	1250	1450	1650	1850	2060	2300								
	DUALS kg		910	1100	1280	1450	1630	1810	2020								
	TRIPLES kg		840	1030	1190	1350	1520	1690	1890								
420/85R26		LI					131		138								
	SINGLES kg		1060	1285	1500	1700	1950	2120	2360								
	DUALS kg		930	1130	1320	1500	1720	1870	2080								
	TRIPLES kg		870	1050	1230	1390	1600	1740	1940								
420/85R28		LI					132		139								
	SINGLES kg		1120	1320	1550	1750	2000	2240	2430								
	DUALS kg		990	1160	1360	1540	1760	1970	2140								
	TRIPLES kg		920	1080	1270	1440	1640	1840	1990								
420/85R30		LI					133		140								
	SINGLES kg		1150	1360	1600	1850	2060	2300	2500								
	DUALS kg		1010	1200	1410	1630	1810	2020	2200								
	TRIPLES kg		940	1120	1310	1520	1690	1890	2050								

METRIC RADIAL PLY AGRICULTURAL TRACTOR
DRIVE WHEEL TIRES

BASIC TIRE LOAD RATINGS FOR TIRE SELECTION
ENGLISH UNITS OF MEASURE

TIRE SIZE		INFLATION	LOAD LIMITS AT VARIOUS COLD INFLATION PRESSURES														
		psi	6	9	12	15	17	20	23	26	29	35	41	46	52	58	64
420/85R34		LI					135		142		145	147					
	SINGLES lbs		2680	3200	3740	4300	4800	5360	5840	6150	6400	6800					
	DUALS lbs		2360	2820	3290	3780	4220	4720	5140	5410	5630	5980					
	TRIPLES lbs		2200	2620	3070	3530	3940	4400	4790	5040	5250	5580					
420/85R38		LI					137		144								
	SINGLES lbs		2830	3420	3960	4540	5080	5680	6150								
	DUALS lbs		2490	3010	3480	4000	4470	5000	5410								
	TRIPLES lbs		2320	2800	3250	3720	4170	4660	5040								
420/90R30		LI					135		142		145						
	SINGLES lbs		2680	3200	3740	4180	4800	5360	5840	6150	6400						
	DUALS lbs		2360	2820	3290	3680	4220	4720	5140	5410	5630						
	TRIPLES lbs		2200	2620	3070	3430	3940	4400	4790	5040	5250						
460/85R30		LI					138		145								
	SINGLES lbs		2910	3520	4080	4680	5200	5840	6400								
	DUALS lbs		2560	3100	3590	4120	4580	5140	5630								
	TRIPLES lbs		2390	2890	3350	3840	4260	4790	5250								
460/85R34		LI					140	144	147								
	SINGLES lbs		3080	3640	4300	4940	5520	6150	6800								
	DUALS lbs		2710	3200	3780	4350	4860	5410	5980								
	TRIPLES lbs		2530	2980	3530	4050	4530	5040	5580								
460/85R38		LI					142		149								
	SINGLES lbs		3200	3860	4540	5200	5840	6400	7150								
	DUALS lbs		2820	3400	4000	4580	5140	5630	6290								
	TRIPLES lbs		2620	3170	3720	4260	4790	5250	5860								
460/85R42		LI					144		150								
	SINGLES lbs		3420	4080	4800	5360	6150	6800	7400								
	DUALS lbs		3010	3590	4220	4720	5410	5980	6510								
	TRIPLES lbs		2800	3350	3940	4400	5040	5580	6070								
480/65R24		LI					127		133		137	140					
	SINGLES lbs		2150	2600	3000	3420	3860	4180	4540	4800	5080	5520					
	DUALS lbs		1890	2290	2640	3010	3400	3680	4000	4220	4470	4860					
	TRIPLES lbs		1760	2130	2460	2800	3170	3430	3720	3940	4170	4530					
480/70R24		LI					131		138								
	SINGLES lbs		2340	2830	3300	3740	4300	4680	5200								
	DUALS lbs		2060	2490	2900	3290	3780	4120	4580								
	TRIPLES lbs		1920	2320	2710	3070	3530	3840	4260								
480/70R28		LI					133		140								
	SINGLES lbs		2540	3000	3520	4080	4540	5080	5520								
	DUALS lbs		2240	2640	3100	3590	4000	4470	4860								
	TRIPLES lbs		2080	2460	2890	3350	3720	4170	4530								

TABLE B

METRIC RADIAL PLY AGRICULTURAL TRACTOR
DRIVE WHEEL TIRES

BASIC TIRE LOAD RATINGS FOR TIRE SELECTION
METRIC UNITS OF MEASURE

TIRE SIZE		INFLATION	LOAD LIMITS AT VARIOUS COLD INFLATION PRESSURES														
		kPa	40	60	80	100	120	140	160	180	200	240	280	320	360	400	440
		bar	0.4	0.6	0.8	1	1.2	1.4	1.6	1.8	2	2.4	2.8	3.2	3.6	4	4.4
420/85R34		LI					135		142		145	147					
	SINGLES kg		1215	1450	1700	1950	2180	2430	2650	2800	2900	3075					
	DUALS kg		1070	1280	1500	1720	1920	2140	2330	2460	2550	2710					
	TRIPLES kg		1000	1190	1390	1600	1790	1990	2170	2300	2380	2520					
420/85R38		LI					137		144								
	SINGLES kg		1285	1550	1800	2060	2300	2575	2800								
	DUALS kg		1130	1360	1580	1810	2020	2270	2460								
	TRIPLES kg		1050	1270	1480	1690	1890	2110	2300								
420/90R30		LI					135		142		145						
	SINGLES kg		1215	1450	1700	1900	2180	2430	2650	2800	2900						
	DUALS kg		1070	1280	1500	1670	1920	2140	2330	2460	2550						
	TRIPLES kg		1000	1190	1390	1560	1790	1990	2170	2300	2380						
460/85R30		LI					138		145								
	SINGLES kg		1320	1600	1850	2120	2360	2650	2900								
	DUALS kg		1160	1410	1630	1870	2080	2330	2550								
	TRIPLES kg		1080	1310	1520	1740	1940	2170	2380								
460/85R34		LI					140	144	147								
	SINGLES kg		1400	1650	1950	2240	2500	2800	3075								
	DUALS kg		1230	1450	1720	1970	2200	2460	2710								
	TRIPLES kg		1150	1350	1600	1840	2050	2300	2520								
460/85R38		LI					142		149								
	SINGLES kg		1450	1750	2060	2360	2650	2900	3250								
	DUALS kg		1280	1540	1810	2080	2330	2550	2860								
	TRIPLES kg		1190	1440	1690	1940	2170	2380	2670								
460/85R42		LI					144		150								
	SINGLES kg		1550	1850	2180	2430	2800	3075	3350								
	DUALS kg		1360	1630	1920	2140	2460	2710	2950								
	TRIPLES kg		1270	1520	1790	1990	2300	2520	2750								
480/65R24		LI					127		133		137	140					
	SINGLES kg		975	1180	1360	1550	1750	1900	2060	2180	2300	2500					
	DUALS kg		860	1040	1200	1360	1540	1670	1810	1920	2020	2200					
	TRIPLES kg		800	970	1120	1270	1440	1560	1690	1790	1890	2050					
480/70R24		LI					131		138								
	SINGLES kg		1060	1285	1500	1700	1950	2120	2360								
	DUALS kg		930	1130	1320	1500	1720	1870	2080								
	TRIPLES kg		870	1050	1230	1390	1600	1740	1940								
480/70R28		LI					133		140								
	SINGLES kg		1150	1360	1600	1850	2060	2300	2500								
	DUALS kg		1010	1200	1410	1630	1810	2020	2200								
	TRIPLES kg		940	1120	1310	1520	1690	1890	2050								

METRIC RADIAL PLY AGRICULTURAL TRACTOR
DRIVE WHEEL TIRES

BASIC TIRE LOAD RATINGS FOR TIRE SELECTION
ENGLISH UNITS OF MEASURE

TIRE SIZE		INFLATION	LOAD LIMITS AT VARIOUS COLD INFLATION PRESSURES														
		psi	6	9	12	15	17	20	23	26	29	35	41	46	52	58	64
480/70R30		LI					134		141		145	147	150	152			
	SINGLES lbs		2600	3080	3640	4180	4680	5200	5680	6000	6400	6800	7400	7850			
	DUALS lbs		2290	2710	3200	3680	4120	4580	5000	5280	5630	5980	6510	6910			
	TRIPLES lbs		2130	2530	2980	3430	3840	4260	4660	4920	5250	5580	6070	6440			
480/70R34		LI					136		143		146	149	152	155			
	SINGLES lbs		2760	3300	3860	4400	4940	5520	6000	6400	6600	7150	7850	8550			
	DUALS lbs		2430	2900	3400	3870	4350	4860	5280	5630	5810	6290	6910	7520			
	TRIPLES lbs		2260	2710	3170	3610	4050	4530	4920	5250	5410	5860	6440	7010			
480/70R38		LI					138		145								
	SINGLES lbs		2910	3520	4080	4680	5200	5840	6400								
	DUALS lbs		2560	3100	3590	4120	4580	5140	5630								
	TRIPLES lbs		2390	2890	3350	3840	4260	4790	5250								
480/80R30		LI					139		145		149	151	154	156	159		
	SINGLES lbs		2910	3520	4080	4680	5360	5840	6400	6800	7150	7600	8250	8800	9650		
	DUALS lbs		2560	3100	3590	4120	4720	5140	5630	5980	6290	6690	7260	7740	8490		
	TRIPLES lbs		2390	2890	3350	3840	4400	4790	5250	5580	5860	6230	6770	7220	7910		
480/80R38		LI					142		149								
	SINGLES lbs		3300	3960	4540	5200	5840	6600	7150								
	DUALS lbs		2900	3480	4000	4580	5140	5810	6290								
	TRIPLES lbs		2710	3250	3720	4260	4790	5410	5860								
480/80R42		LI					144		151		154						
	SINGLES lbs		3420	4080	4800	5520	6150	6950	7600	8050	8250						
	DUALS lbs		3010	3590	4220	4860	5410	6120	6690	7080	7260						
	TRIPLES lbs		2800	3350	3940	4530	5040	5700	6230	6600	6770						
480/80R46		LI					145		152		155	158					
	SINGLES lbs		3640	4300	5080	5680	6400	7150	7850	8250	8550	9350					
	DUALS lbs		3200	3780	4470	5000	5630	6290	6910	7260	7520	8230					
	TRIPLES lbs		2980	3530	4170	4660	5250	5860	6440	6770	7010	7670					
480/80R50		LI					147		154		157	159					
	SINGLES lbs		3740	4540	5200	6000	6800	7600	8250	8550	9100	9650					
	DUALS lbs		3290	4000	4580	5280	5980	6690	7260	7520	8010	8490					
	TRIPLES lbs		3070	3720	4260	4920	5580	6230	6770	7010	7460	7910					
480/85R34		LI					142		149								
	SINGLES lbs		3300	3960	4540	5200	5840	6600	7150								
	DUALS lbs		2900	3480	4000	4580	5140	5810	6290								
	TRIPLES lbs		2710	3250	3720	4260	4790	5410	5860								
520/70R38		LI					143		150								
	SINGLES lbs		3300	3960	4680	5200	6000	6600	7400								
	DUALS lbs		2900	3480	4120	4580	5280	5810	6510								
	TRIPLES lbs		2710	3250	3840	4260	4920	5410	6070								

TABLE B

METRIC RADIAL PLY AGRICULTURAL TRACTOR
DRIVE WHEEL TIRES

BASIC TIRE LOAD RATINGS FOR TIRE SELECTION
METRIC UNITS OF MEASURE

TIRE SIZE		INFLATION	LOAD LIMITS AT VARIOUS COLD INFLATION PRESSURES														
		kPa	40	60	80	100	120	140	160	180	200	240	280	320	360	400	440
		bar	0.4	0.6	0.8	1	1.2	1.4	1.6	1.8	2	2.4	2.8	3.2	3.6	4	4.4
480/70R30		LI					134		141		145	147	150	152			
	SINGLES kg		1180	1400	1650	1900	2120	2360	2575	2725	2900	3075	3350	3550			
	DUALS kg		1040	1230	1450	1670	1870	2080	2270	2400	2550	2710	2950	3120			
	TRIPLES kg		970	1150	1350	1560	1740	1940	2110	2230	2380	2520	2750	2910			
480/70R34		LI					136		143		146	149	152	155			
	SINGLES kg		1250	1500	1750	2000	2240	2500	2725	2900	3000	3250	3550	3875			
	DUALS kg		1100	1320	1540	1760	1970	2200	2400	2550	2640	2860	3120	3410			
	TRIPLES kg		1030	1230	1440	1640	1840	2050	2240	2380	2460	2670	2910	3180			
480/70R38		LI					138		145								
	SINGLES kg		1320	1600	1850	2120	2360	2650	2900								
	DUALS kg		1160	1410	1630	1870	2080	2330	2550								
	TRIPLES kg		1080	1310	1520	1740	1940	2170	2380								
480/80R30		LI					139		145								
	SINGLES kg		1320	1600	1850	2120	2430	2650	2900	3075	3250	3450	3750	4000	4375		
	DUALS kg		1160	1410	1630	1870	2140	2330	2550	2710	2860	3040	3300	3520	3850		
	TRIPLES kg		1080	1310	1520	1740	1990	2170	2380	2520	2670	2830	3080	3280	3590		
480/80R38		LI					142		149								
	SINGLES kg		1500	1800	2060	2360	2650	3000	3250								
	DUALS kg		1320	1580	1810	2080	2330	2640	2860								
	TRIPLES kg		1230	1480	1690	1940	2170	2460	2670								
480/80R42		LI					144		151		154						
	SINGLES kg		1550	1850	2180	2500	2800	3150	3450	3650	3750						
	DUALS kg		1360	1630	1920	2200	2460	2770	3040	3210	3300						
	TRIPLES kg		1270	1520	1790	2050	2300	2580	2830	2990	3080						
480/80R46		LI					145		152		155	158					
	SINGLES kg		1650	1950	2300	2575	2900	3250	3550	3750	3875	4250					
	DUALS kg		1450	1720	2020	2270	2550	2860	3120	3300	3410	3740					
	TRIPLES kg		1350	1600	1890	2110	2380	2670	2910	3080	3180	3490					
480/80R50		LI					147		154		157	159					
	SINGLES kg		1700	2060	2360	2725	3075	3450	3750	3875	4125	4375					
	DUALS kg		1500	1810	2080	2400	2710	3040	3300	3410	3630	3850					
	TRIPLES kg		1390	1690	1940	2230	2520	2830	3080	3180	3380	3590					
480/85R34		LI					142		149								
	SINGLES kg		1500	1800	2060	2360	2650	3000	3250								
	DUALS kg		1320	1580	1810	2080	2330	2640	2860								
	TRIPLES kg		1230	1480	1690	1940	2170	2460	2670								
520/70R38		LI					143		150								
	SINGLES kg		1500	1800	2120	2360	2725	3000	3350								
	DUALS kg		1320	1580	1870	2080	2400	2640	2950								
	TRIPLES kg		1230	1480	1740	1940	2240	2460	2750								

TABLE B

METRIC RADIAL PLY AGRICULTURAL TRACTOR
DRIVE WHEEL TIRES

BASIC TIRE LOAD RATINGS FOR TIRE SELECTION
ENGLISH UNITS OF MEASURE

TIRE SIZE		INFLATION	LOAD LIMITS AT VARIOUS COLD INFLATION PRESSURES														
		psi	6	9	12	15	17	20	23	26	29	35	41	46	52	58	64
520/85R34		LI					146		154		157	159	162				
	SINGLES lbs		3740	4400	5200	6000	6600	7400	8250	8550	9100	9650	10500				
	DUALS lbs		3290	3870	4580	5280	5810	6510	7260	7520	8010	8490	9240				
	TRIPLES lbs		3070	3610	4260	4920	5410	6070	6770	7010	7460	7910	8610				
520/85R38		LI					148		155								
	SINGLES lbs		3860	4680	5520	6150	6950	7850	8550								
	DUALS lbs		3400	4120	4860	5410	6120	6910	7520								
	TRIPLES lbs		3170	3840	4530	5040	5700	6440	7010								
520/85R42		LI					150		157		160	162	165				
	SINGLES lbs		4080	4940	5680	6600	7400	8250	9100	9350	9900	10500	11400				
	DUALS lbs		3590	4350	5000	5810	6510	7260	8010	8230	8710	9240	10030				
	TRIPLES lbs		3350	4050	4660	5410	6070	6770	7460	7670	8120	8610	9350				
520/85R46		LI					151		158								
	SINGLES lbs		4300	5080	6000	6800	7600	8550	9350								
	DUALS lbs		3780	4470	5280	5980	6690	7520	8230								
	TRIPLES lbs		3530	4170	4920	5580	6230	7010	7670								
540/65R24		LI					134		140								
	SINGLES lbs		2600	3080	3640	4080	4680	5080	5520								
	DUALS lbs		2290	2710	3200	3590	4120	4470	4860								
	TRIPLES lbs		2130	2530	2980	3350	3840	4170	4530								
540/65R30		LI					137		143		147	150					
	SINGLES lbs		2830	3420	3960	4540	5080	5680	6000	6400	6800	7400					
	DUALS lbs		2490	3010	3480	4000	4470	5000	5280	5630	5980	6510					
	TRIPLES lbs		2320	2800	3250	3720	4170	4660	4920	5250	5580	6070					
540/65R34		LI					140		145		149	152					
	SINGLES lbs		3000	3640	4180	4800	5520	6000	6400	6800	7150	7850					
	DUALS lbs		2640	3200	3680	4220	4860	5280	5630	5980	6290	6910					
	TRIPLES lbs		2460	2980	3430	3940	4530	4920	5250	5580	5860	6440					
540/65R38		LI					141		147								
	SINGLES lbs		3200	3860	4400	5080	5680	6150	6800								
	DUALS lbs		2820	3400	3870	4470	5000	5410	5980								
	TRIPLES lbs		2620	3170	3610	4170	4660	5040	5580								
580/85R42		LI					156		163		166	168					
	SINGLES lbs		4800	5840	6800	7850	8800	9650	10700	11000	11700	12300					
	DUALS lbs		4220	5140	5980	6910	7740	8490	9420	9680	10300	10820					
	TRIPLES lbs		3940	4790	5580	6440	7220	7910	8770	9020	9590	10080					
600/65R28		LI					142		147		152	154					
	SINGLES lbs		3300	3860	4540	5200	5840	6400	6800	7400	7850	8250					
	DUALS lbs		2900	3400	4000	4580	5140	5630	5980	6510	6910	7260					
	TRIPLES lbs		2710	3170	3720	4260	4790	5250	5580	6070	6440	6770					

TABLE B

METRIC RADIAL PLY AGRICULTURAL TRACTOR
DRIVE WHEEL TIRES

BASIC TIRE LOAD RATINGS FOR TIRE SELECTION
METRIC UNITS OF MEASURE

TIRE SIZE		INFLATION	LOAD LIMITS AT VARIOUS COLD INFLATION PRESSURES														
		kPa	40	60	80	100	120	140	160	180	200	240	280	320	360	400	440
		bar	0.4	0.6	0.8	1	1.2	1.4	1.6	1.8	2	2.4	2.8	3.2	3.6	4	4.4
520/85R34		LI					146		154		157	159	162				
	SINGLES kg		1700	2000	2360	2725	3000	3350	3750	3875	4125	4375	4750				
	DUALS kg		1500	1760	2080	2400	2640	2950	3300	3410	3630	3850	4180				
	TRIPLES kg		1390	1640	1940	2230	2460	2750	3080	3180	3380	3590	3900				
520/85R38		LI					148		155								
	SINGLES kg		1750	2120	2500	2800	3150	3550	3875								
	DUALS kg		1540	1870	2200	2460	2770	3120	3410								
	TRIPLES kg		1440	1740	2050	2300	2580	2910	3180								
520/85R42		LI					150		157		160	162	165				
	SINGLES kg		1850	2240	2575	3000	3350	3750	4125	4250	4500	4750	5150				
	DUALS kg		1630	1970	2270	2640	2950	3300	3630	3740	3960	4180	4530				
	TRIPLES kg		1520	1840	2110	2460	2750	3080	3380	3490	3690	3900	4220				
520/85R46		LI					151		158								
	SINGLES kg		1950	2300	2725	3075	3450	3875	4250								
	DUALS kg		1720	2020	2400	2710	3040	3410	3740								
	TRIPLES kg		1600	1890	2230	2520	2830	3180	3490								
540/65R24		LI					134		140								
	SINGLES kg		1180	1400	1650	1850	2120	2300	2500								
	DUALS kg		1040	1230	1450	1630	1870	2020	2200								
	TRIPLES kg		970	1150	1350	1520	1740	1890	2050								
540/65R30		LI					137		143		147	150					
	SINGLES kg		1285	1550	1800	2060	2300	2575	2725	2900	3075	3350					
	DUALS kg		1130	1360	1580	1810	2020	2270	2400	2550	2710	2950					
	TRIPLES kg		1050	1270	1480	1690	1890	2110	2230	2380	2520	2750					
540/65R34		LI					140		145		149	152					
	SINGLES kg		1360	1650	1900	2180	2500	2725	2900	3075	3250	3550					
	DUALS kg		1200	1450	1670	1920	2200	2400	2550	2710	2860	3120					
	TRIPLES kg		1120	1350	1560	1790	2050	2230	2380	2520	2670	2910					
540/65R38		LI					141		147								
	SINGLES kg		1450	1750	2000	2300	2575	2800	3075								
	DUALS kg		1280	1540	1760	2020	2270	2460	2710								
	TRIPLES kg		1190	1440	1640	1890	2110	2300	2520								
580/85R42		LI					156		163		166	168					
	SINGLES kg		2180	2650	3075	3550	4000	4375	4875	5000	5300	5600					
	DUALS kg		1920	2330	2710	3120	3520	3850	4290	4400	4660	4930					
	TRIPLES kg		1790	2170	2520	2910	3280	3590	4000	4100	4350	4590					
600/65R28		LI					142		148		152	154					
	SINGLES kg		1500	1750	2060	2360	2650	2900	3150	3350	3550	3750					
	DUALS kg		1320	1540	1810	2080	2330	2550	2770	2950	3120	3300					
	TRIPLES kg		1230	1440	1690	1940	2170	2380	2580	2750	2910	3080					

TABLE B

METRIC RADIAL PLY AGRICULTURAL TRACTOR
DRIVE WHEEL TIRES

BASIC TIRE LOAD RATINGS FOR TIRE SELECTION
ENGLISH UNITS OF MEASURE

TIRE SIZE		INFLATION	LOAD LIMITS AT VARIOUS COLD INFLATION PRESSURES														
		psi	6	9	12	15	17	20	23	26	29	35	41	46	52	58	64
600/65R38		LI					147		153		156	159	162	165			
	SINGLES lbs		3740	4540	5200	6000	6800	7400	8050	8550	8800	9650	10500	11400			
	DUALS lbs		3290	4000	4580	5280	5980	6510	7080	7520	7740	8490	9240	10030			
	TRIPLES lbs		3070	3720	4260	4920	5580	6070	6600	7010	7220	7910	8610	9350			
600/70R28		LI					145		152		155	157	161	164			
	SINGLES lbs		3640	4300	5080	5680	6400	7150	7850	8250	8550	9100	10200	11000			
	DUALS lbs		3200	3780	4470	5000	5630	6290	6910	7260	7520	8000	8980	9680			
	TRIPLES lbs		2980	3530	4170	4660	5250	5860	6440	6770	7010	7460	8360	9020			
600/70R30		LI					146		152		156	158	162				
	SINGLES lbs		3640	4400	5200	5840	6600	7400	7850	8550	8800	9350	10500				
	DUALS lbs		3200	3870	4580	5140	5810	6510	6910	7520	7740	8230	9240				
	TRIPLES lbs		2980	3610	4260	4790	5410	6070	6440	7010	7220	7670	8610				
620/70R42		LI					153		160		164	166					
	SINGLES lbs		4540	5360	6400	7150	8050	9100	9900	10500	11000	11700					
	DUALS lbs		4000	4720	5630	6290	7080	8010	8710	9240	9680	10300					
	TRIPLES lbs		3720	4400	5250	5860	6600	7460	8120	8610	9020	9590					
620/75R30		LI					150		157		160	163					
	SINGLES lbs		4180	4940	5840	6600	7400	8250	9100	9650	9900	10700					
	DUALS lbs		3680	4350	5140	5810	6510	7260	8010	8490	8710	9420					
	TRIPLES lbs		3430	4050	4790	5410	6070	6770	7460	7910	8120	8770					
650/65R38		LI					151		157		160	163	166				
	SINGLES lbs		4180	5080	5840	6800	7600	8250	9100	9650	9900	10700	11700				
	DUALS lbs		3680	4470	5140	5980	6690	7260	8000	8500	8712	9416	10296				
	TRIPLES lbs		3430	4170	4790	5580	6230	6770	7460	7910	8120	8770	9600				
650/75R32		LI					154		161		164	166	169	172			
	SINGLES lbs		4540	5520	6400	7400	8250	9100	10200	10700	11000	11700	12800	13900			
	DUALS lbs		4000	4860	5630	6510	7260	8010	8980	9420	9680	10300	11260	12230			
	TRIPLES lbs		3720	4530	5250	6070	6770	7460	8360	8770	9020	9590	10500	11400			
650/85R38		LI					160		167		170	173					
	SINGLES lbs		5520	6600	7850	8800	9900	11000	12000	12800	13200	14300					
	DUALS lbs		4860	5810	6910	7740	8710	9680	10560	11260	11620	12580					
	TRIPLES lbs		4530	5410	6440	7220	8120	9020	9840	10500	10820	11730					
710/70R38		LI					159		166		169	171					
	SINGLES lbs		5360	6400	7400	8550	9650	10700	11700	12300	12800	13600					
	DUALS lbs		4720	5630	6510	7520	8490	9420	10300	10820	11260	11970					
	TRIPLES lbs		4400	5250	6070	7010	7910	8770	9590	10090	10500	11150					
710/70R42		LI					160		168		171	173					
	SINGLES lbs		5520	6600	7850	8800	9900	11000	12300	12800	13600	14300					
	DUALS lbs		4860	5810	6910	7740	8710	9680	10820	11260	11970	12580					
	TRIPLES lbs		4530	5410	6440	7220	8120	9020	10090	10500	11150	11730					

TABLE B

METRIC RADIAL PLY AGRICULTURAL TRACTOR
DRIVE WHEEL TIRES

BASIC TIRE LOAD RATINGS FOR TIRE SELECTION
METRIC UNITS OF MEASURE

TIRE SIZE		INFLATION	LOAD LIMITS AT VARIOUS COLD INFLATION PRESSURES														
		kPa	40	60	80	100	120	140	160	180	200	240	280	320	360	400	440
		bar	0.4	0.6	0.8	1	1.2	1.4	1.6	1.8	2	2.4	2.8	3.2	3.6	4	4.4
600/65R38		LI					147		153		156	159	162	165			
	SINGLES kg		1700	2060	2360	2725	3075	3350	3650	3875	4000	4375	4750	5150			
	DUALS kg		1500	1810	2080	2400	2710	2950	3210	3410	3520	3850	4180	4530			
	TRIPLES kg		1390	1690	1940	2230	2520	2750	2990	3180	3280	3590	3900	4220			
600/70R28		LI					145		152		155	157	161	164			
	SINGLES kg		1650	1950	2300	2575	2900	3250	3550	3750	3875	4125	4625	5000			
	DUALS kg		1450	1720	2020	2270	2550	2860	3120	3300	3410	3630	4070	4400			
	TRIPLES kg		1350	1600	1890	2110	2380	2670	2910	3080	3180	3380	3800	4100			
600/70R30		LI					146		153		156	158	162				
	SINGLES kg		1650	2000	2360	2650	3000	3350	3650	3875	4000	4250	4750				
	DUALS kg		1450	1760	2080	2330	2640	2950	3210	3410	3520	3740	4180				
	TRIPLES kg		1350	1640	1940	2170	2460	2750	2990	3180	3280	3490	3900				
620/70R42		LI					153		160		164	166					
	SINGLES kg		2060	2430	2900	3250	3650	4125	4500	4750	5000	5300					
	DUALS kg		1810	2140	2550	2860	3210	3630	3960	4180	4400	4660					
	TRIPLES kg		1690	1990	2380	2670	2990	3380	3690	3900	4100	4350					
620/75R30		LI					150		157		160	163					
	SINGLES kg		1900	2240	2650	3000	3350	3750	4125	4375	4500	4875					
	DUALS kg		1670	1970	2330	2640	2950	3300	3630	3850	3960	4290					
	TRIPLES kg		1560	1840	2170	2460	2750	3080	3380	3590	3690	4000					
650/65R38		LI					151		157		160	163	166				
	SINGLES kg		1900	2300	2650	3075	3450	3750	4125	4375	4500	4875	5300				
	DUALS kg		1670	2020	2330	2710	3040	3300	3630	3850	3960	4290	4660				
	TRIPLES kg		1560	1890	2170	2520	2830	3080	3380	3590	3690	4000	4350				
650/75R32		LI					154		161		164	166	169	172			
	SINGLES kg		2060	2500	2900	3350	3750	4125	4625	4875	5000	5300	5800	6300			
	DUALS kg		1810	2200	2550	2950	3300	3630	4070	4290	4400	4660	5100	5540			
	TRIPLES kg		1690	2050	2380	2750	3080	3380	3790	4000	4100	4350	4760	5170			
650/85R38		LI					160		167		170	173					
	SINGLES kg		2500	3000	3550	4000	4500	5000	5450	5800	6000	6500					
	DUALS kg		2200	2640	3120	3520	3960	4400	4800	5100	5280	5720					
	TRIPLES kg		2050	2460	2910	3280	3690	4100	4470	4760	4920	5330					
710/70R38		LI					159		166		169	171					
	SINGLES kg		2430	2900	3350	3875	4375	4875	5300	5600	5800	6150					
	DUALS kg		2140	2550	2950	3410	3850	4290	4660	4930	5100	5410					
	TRIPLES kg		1990	2380	2750	3180	3590	4000	4350	4590	4760	5040					
710/70R42		LI					160		168		171	173					
	SINGLES kg		2500	3000	3550	4000	4500	5000	5600	5800	6150	6500					
	DUALS kg		2200	2640	3120	3520	3960	4400	4930	5100	5410	5720					
	TRIPLES kg		2050	2460	2910	3280	3690	4100	4590	4760	5040	5330					

METRIC RADIAL PLY AGRICULTURAL TRACTOR
DRIVE WHEEL TIRES

BASIC TIRE LOAD RATINGS FOR TIRE SELECTION
ENGLISH UNITS OF MEASURE

TIRE SIZE		INFLATION	LOAD LIMITS AT VARIOUS COLD INFLATION PRESSURES														
		psi	6	9	12	15	17	20	23	26	29	35	41	46	52	58	64
710/75R34		LI					159		167		170	172					
	SINGLES lbs		5360	6400	7600	8550	9650	10700	12000	12300	13200	13900					
	DUALS lbs		4720	5630	6690	7520	8490	9420	10560	10820	11620	12230					
	TRIPLES lbs		4400	5250	6230	7010	7910	8770	9840	10090	10820	11400					
750/65R26		LI					153		159		163	166	169				
	SINGLES lbs		4540	5360	6400	7150	8050	8800	9650	10200	10700	11700	12800				
	DUALS lbs		4000	4720	5630	6290	7080	7740	8490	8980	9420	10300	11260				
	TRIPLES lbs		3720	4400	5250	5860	6600	7220	7910	8360	8770	9590	10500				
800/65R32		LI					159		166		169	172					
	SINGLES lbs		5360	6600	7600	8800	9650	10700	11700	12300	12800	13900					
	DUALS lbs		4720	5810	6690	7740	8490	9420	10300	10820	11260	12230					
	TRIPLES lbs		4400	5410	6230	7220	7910	8770	9590	10090	10500	11400					
800/70R38		LI					166		173		176	178	181				
	SINGLES lbs		6400	7600	9100	10200	11700	12800	14300	14800	15700	16500	18200				
	DUALS lbs		5630	6690	8010	8980	10300	11260	12580	13020	13820	14520	16020				
	TRIPLES lbs		5250	6230	7460	8360	9590	10500	11730	12140	12870	13530	14920				
900/50R42		LI					161		168								
	SINGLES lbs		5680	6800	7850	9100	10200	11400	12300								
	DUALS lbs		5000	5980	6910	8010	8980	10030	10820								
	TRIPLES lbs		4660	5580	6440	7460	8360	9350	10090								
900/60R32		LI					163		169		173	176					
	SINGLES lbs		5840	7150	8250	9350	10700	11700	12800	13900	14300	15700					
	DUALS lbs		5140	6290	7260	8230	9420	10300	11260	12230	12580	13820					
	TRIPLES lbs		4790	5860	6770	7670	8770	9590	10500	11400	11730	12870					
900/65R32		LI					166		172		176	178					
	SINGLES lbs		6600	7850	9100	10500	11700	12800	13900	14800	15700	16500					
	DUALS lbs		5810	6910	8010	9240	10300	11260	12230	13020	13820	14520					
	TRIPLES lbs		5410	6440	7460	8610	9590	10500	11400	12140	12870	13530					
900/75R32		LI					172		179		182	184					
	SINGLES lbs		7850	9350	10700	12300	13900	15700	17100	17600	18700	19800					
	DUALS lbs		6910	8230	9420	10820	12230	13820	15050	15490	16460	17420					
	TRIPLES lbs		6440	7670	8770	10090	11400	12870	14020	14430	15330	16240					
1050/50R25		LI					162		169		173						
	SINGLES lbs		5840	6950	8050	9350	10500	11700	12800	13600	14300						
	DUALS lbs		5140	6120	7080	8230	9240	10300	11260	11970	12580						
	TRIPLES lbs		4790	5700	6600	7670	8610	9590	10500	11150	11730						

NOTES:

1. For shipping purposes, tire inflation pressures may be increased to 30 psi (210 kPa). Inflation pressure must be adjusted to correct operating inflation before placing tires in service.
2. For transport service above 20 mph (30 km/h), recommended minimum inflation pressure is 8 psi (60 kPa).
3. For tires used in cyclic loading service, see Table F1 on pages 195-196.
4. For transport service and operations that do not require sustained high torque, the load limits shown at right at various speeds apply with no change in inflation pressure.

FOR RIM AND WHEEL LOAD INFORMATION, SEE IMPORTANT NOTES ON PAGES 227-231.

MAX. SPEED	% CHANGE IN TABLE
10 mph (15 km/h)	+34% (except hillside combines)
15 mph (25 km/h)	+11% (except hillside combines)
20 mph (30 km/h)	7%
25 mph (40 km/h)	None
30 mph (50 km/h)	None

TABLE B

METRIC RADIAL PLY AGRICULTURAL TRACTOR
DRIVE WHEEL TIRES

BASIC TIRE LOAD RATINGS FOR TIRE SELECTION
METRIC UNITS OF MEASURE

TIRE SIZE		INFLATION	LOAD LIMITS AT VARIOUS COLD INFLATION PRESSURES														
		kPa	40	60	80	100	120	140	160	180	200	240	280	320	360	400	440
		bar	0.4	0.6	0.8	1	1.2	1.4	1.6	1.8	2	2.4	2.8	3.2	3.6	4	4.4
710/75R34		LI					159		167		170	172					
	SINGLES kg		2430	2900	3450	3875	4375	4875	5450	5600	6000	6300					
	DUALS kg		2140	2550	3040	3410	3850	4290	4800	4930	5280	5540					
	TRIPLES kg		1990	2380	2830	3180	3590	4000	4470	4590	4920	5170					
750/65R26		LI					153		159		163	166	169				
	SINGLES kg		2060	2430	2900	3250	3650	4000	4375	4625	4875	5300	5800				
	DUALS kg		1810	2140	2550	2860	3210	3520	3850	4070	4290	4660	5100				
	TRIPLES kg		1690	1990	2380	2670	2990	3280	3590	3790	4000	4350	4760				
800/65R32		LI					159		166		169	172					
	SINGLES kg		2430	3000	3450	4000	4375	4875	5300	5600	5800	6300					
	DUALS kg		2140	2640	3040	3520	3850	4290	4660	4930	5100	5540					
	TRIPLES kg		1990	2460	2830	3280	3590	4000	4350	4590	4760	5170					
800/70R38		LI					166		173		176	178	181				
	SINGLES kg		2900	3450	4125	4625	5300	5800	6500	6700	7100	7500	8250				
	DUALS kg		2550	3040	3630	4070	4660	5100	5720	5900	6250	6600	7260				
	TRIPLES kg		2380	2830	3380	3790	4350	4760	5330	5490	5820	6150	6770				
900/50R42		LI					161		168								
	SINGLES kg		2575	3075	3550	4125	4625	5150	5600								
	DUALS kg		2270	2710	3120	3630	4070	4530	4930								
	TRIPLES kg		2110	2520	2910	3380	3790	4220	4590								
900/60R32		LI					166		172		176	178					
	SINGLES kg		3000	3550	4125	4750	5300	5800	6300	6700	7100	7500					
	DUALS kg		2640	3120	3630	4180	4660	5100	5540	5900	6250	6600					
	TRIPLES kg		2460	2910	3380	3900	4350	4760	5170	5490	5820	6150					
900/65R32		LI					166		172		176	178					
	SINGLES kg		6600	7850	9100	10500	11700	12800	13900	14800	15700	16500					
	DUALS kg		5810	6910	8010	9240	10300	11260	12230	13020	13820	14520					
	TRIPLES kg		5410	6440	7460	8610	9590	10500	11400	12140	12870	13530					
900/75R32		LI					172		179		182	184					
	SINGLES kg		3550	4250	4875	5600	6300	7100	7750	8000	8500	9000					
	DUALS kg		3120	3740	4290	4930	5540	6250	6820	7040	7480	7920					
	TRIPLES kg		2910	3490	4000	4590	5170	5820	6360	6560	6970	7380					
1050/50R25		LI					162		169		173						
	SINGLES kg		2650	3150	3650	4240	4760	5300	5800	6170	6490						
	DUALS kg		2330	2770	3210	3730	4190	4660	5100	5429.6	5710						
	TRIPLES kg		2170	2580	3000	3480	3900	4350	4760	5060	5320						

NOTES:

1. For shipping purposes, tire inflation pressures may be increased to 30 psi (210 kPa). Inflation pressure must be adjusted to correct operating inflation before placing tires in service.
2. For transport service above 20 mph (30 km/h), recommended minimum inflation pressure is 8 psi (60 kPa).
3. For tires used in cyclic loading service, see Table F1 on pages 195-196.
4. For transport service and operations that do not require sustained high torque, the load limits shown at right at various speeds apply with no change in inflation pressure.

FOR RIM AND WHEEL LOAD INFORMATION, SEE IMPORTANT NOTES ON PAGES 227-231.

MAX. SPEED	% CHANGE IN TABLE
10 mph (15 km/h)	+34% (except hillside combines)
15 mph (25 km/h)	+11% (except hillside combines)
20 mph (30 km/h)	7%
25 mph (40 km/h)	None
30 mph (50 km/h)	None

TABLE C

AD² IF LOAD DESIGNATION FOR RADIAL AGRICULTURAL DRIVE WHEEL TIRES

TIRE TYPE NOMENCLATURE		MAX. SPEED	
		SPEED INDEX	SPEED INDEX
TRA	TIRE TYPE	A8/B	D
R-1	Drive Wheel, Regular Tread	30 mph	40 mph
R-1W	Drive Wheel, Wet Traction Tread	30 mph	40 mph
R-2	Cane & Rice, Drive Wheel, Deep Tread	25 mph	—

BASIC TIRE LOAD RATINGS FOR TIRE SELECTION ENGLISH UNITS OF MEASURE

TIRE SIZE		INFLATION	LOAD LIMITS AT VARIOUS COLD INFLATION PRESSURES															
		psi	6	9	12	15	17	20	23	26	29	35	41	46	52	58	64	70
AD² IF380/80R38		LI					136		143		146	149						
	SINGLES lbs		2270	3300	3860	4400	4940	5520	6000	6400	6600	7150						
	DUALS lbs		2000	2900	3400	3870	4350	4860	5280	5630	5810	6290						
	TRIPLES lbs		1860	2710	3170	3610	4050	4530	4920	5250	5410	5860						
AD² IF380/90R46		LI					143		150	152	153	155	158	161	163	165	168	
	SINGLES lbs		2830	4080	4680	5360	6000	6800	7400	7850	8050	8550	9350	10200	10700	11400	12300	
	DUALS lbs		2490	3590	4120	4720	5280	5980	6510	6910	7080	7520	8230	8980	9420	10030	10820	
	TRIPLES lbs		2320	3350	3840	4400	4920	5580	6070	6440	6600	7010	7670	8360	8770	9350	10090	
AD² IF380/95R38		LI				137	141		148		151	154						
	SINGLES lbs		3200	3860	4400	5080	5680	6400	6950	7400	7600	8250						
	DUALS lbs		2820	3400	3870	4470	5000	5630	6120	6510	6690	7260						
	TRIPLES lbs		2620	3170	3610	4170	4660	5250	5700	6070	6230	6770						
AD2 IF380/105R50		LI					149		156		159	161	165	167	169	171	174	177
	SINGLES lbs		3300	4800	5520	6400	7150	8050	8800	9100	9650	10200	11400	12000	12800	13600	14800	16100
	DUALS lbs		2900	4220	4860	5630	6290	7080	7740	8010	8490	8980	10030	10560	11260	11970	13020	14170
	TRIPLES lbs		2710	3940	4530	5250	5860	6600	7220	7460	7910	8360	9350	9840	10500	11150	12140	13200
AD² IF420/80R46		LI				141	145		152		155	157	160	163	165	167		
	SINGLES lbs		3520	4180	4940	5680	6400	7150	7850	8250	8550	9100	9900	10700	11400	12000		
	DUALS lbs		3100	3680	4350	5000	5630	6290	6910	7260	7520	8010	8710	9420	10030	10560		
	TRIPLES lbs		2890	3430	4050	4660	5250	5860	6440	6770	7010	7460	8120	8770	9350	9840		
AD² IF420/85R34		LI					142		148		152							
	SINGLES lbs		2680	3860	4540	5080	5840	6400	6950	7400	7850							
	DUALS lbs		2360	3400	4000	4470	5140	5630	6120	6510	6910							
	TRIPLES lbs		2200	3170	3720	4170	4790	5250	5700	6070	6440							
AD² IF420/85R38		LI					143		150		153							
	SINGLES lbs		2830	4080	4680	5360	6000	6800	7400	7850	8050							
	DUALS lbs		2490	3590	4120	4720	5280	5980	6510	6910	7080							
	TRIPLES lbs		2320	3350	3840	4400	4920	5580	6070	6440	6600							
AD² IF480/80R50		LI					153		160		163	166						
	SINGLES lbs		3740	5360	6400	7150	8050	9100	9900	10500	10700	11700						
	DUALS lbs		3290	4720	5630	6290	7080	8010	8710	9240	9420	10300						
	TRIPLES lbs		3070	4400	5250	5860	6600	7460	8120	8610	8770	9590						
AD² IF480/85R34		LI				145	149		155		158							
	SINGLES lbs		3960	4680	5520	6400	7150	7850	8550	9100	9350							
	DUALS lbs		3480	4120	4860	5630	6290	6910	7520	8010	8230							
	TRIPLES lbs		3250	3840	4530	5250	5860	6440	7010	7460	7670							
AD² IF480/95R50		LI					158		165									
	SINGLES lbs		4300	6150	7150	8250	9350	10500	11400									
	DUALS lbs		3780	5410	6290	7260	8230	9240	10030									
	TRIPLES lbs		3530	5040	5860	6770	7670	8610	9350									

TABLE C

AD² IF LOAD DESIGNATION FOR RADIAL AGRICULTURAL DRIVE WHEEL TIRES

TIRE TYPE NOMENCLATURE		MAX. SPEED	
		SPEED INDEX	SPEED INDEX
TRA	TIRE TYPE	A8/B	D
R-1	Drive Wheel, Regular Tread	50 km/h	65 km/h
R-1W	Drive Wheel, Wet Traction Tread	50 km/h	65 km/h
R-2	Cane & Rice, Drive Wheel, Deep Tread	40 km/h	—

BASIC TIRE LOAD RATINGS FOR TIRE SELECTION
METRIC UNITS OF MEASURE

TIRE SIZE		INFLATION	LOAD LIMITS AT VARIOUS COLD INFLATION PRESSURES															
		kPa	40	60	80	100	120	140	160	180	200	240	280	320	360	400	440	480
		bar	0.4	0.6	0.8	1.0	1.2	1.4	1.6	1.8	2.0	2.4	2.8	3.2	3.6	4.0	4.4	4.8
AD² IF380/80R38		LI					136		143		146	149						
	SINGLES kg		1030	1500	1750	2000	2240	2500	2725	2900	3000	3250						
	DUALS kg		910	1320	1540	1760	1970	2200	2400	2550	2640	2860						
	TRIPLES kg		840	1230	1440	1640	1840	2050	2230	2380	2460	2670						
AD² IF380/90R46		LI					143		150		153	155	158	161	163	165	168	
	SINGLES kg		1285	1850	2120	2430	2725	3075	3350	3550	3650	3875	4250	4625	4875	5150	5600	
	DUALS kg		1130	1630	1870	2140	2400	2710	2950	3120	3210	3410	3740	4070	4290	4530	4930	
	TRIPLES kg		1050	1520	1740	1990	2230	2520	2750	2910	2990	3180	3490	3790	4000	4220	4590	
AD² IF380/95R38		LI				137	141		148		151	154						
	SINGLES kg		1450	1750	2000	2300	2575	2900	3150	3350	3450	3750						
	DUALS kg		1280	1540	1760	2020	2270	2550	2770	2950	3040	3300						
	TRIPLES kg		1190	1440	1640	1890	2110	2380	2580	2750	2830	3075						
AD² IF380/105R50		LI					149		156		159	161	165	167	169	171	174	177
	SINGLES kg		1500	2180	2500	2900	3250	3650	4000	4125	4375	4625	5150	5450	5800	6150	6700	7300
	DUALS kg		1320	1920	2200	2550	2860	3210	3520	3630	3850	4070	4530	4800	5100	5410	5900	6420
	TRIPLES kg		1230	1790	2050	2380	2670	2990	3280	3380	3590	3790	4220	4470	4760	5040	5490	5990
AD² IF420/80R46		LI				141	145		152		155	157	160	163	165	167		
	SINGLES kg		1600	1900	2240	2575	2900	3250	3550	3750	3875	4125	4500	4875	5150	5450		
	DUALS kg		1410	1670	1970	2270	2550	2860	3120	3300	3410	3630	3960	4290	4530	4800		
	TRIPLES kg		1310	1560	1840	2110	2380	2670	2910	3080	3180	3380	3690	4000	4220	4470		
AD² IF420/85R34		LI					142		148		152							
	SINGLES kg		1215	1750	2060	2300	2650	2900	3150	3350	3550							
	DUALS kg		1070	1540	1810	2020	2330	2550	2770	2950	3120							
	TRIPLES kg		1000	1440	1690	1890	2170	2380	2580	2750	2910							
AD² IF420/85R38		LI					143		150		153							
	SINGLES kg		1285	1850	2120	2430	2725	3075	3350	3550	3650							
	DUALS kg		1130	1630	1870	2140	2400	2710	2950	3120	3210							
	TRIPLES kg		1050	1520	1740	1990	2230	2520	2750	2910	2990							
AD² IF480/80R50		LI					153		160		163	166						
	SINGLES kg		1700	2430	2900	3250	3650	4125	4500	4750	4875	5300						
	DUALS kg		1500	2140	2550	2860	3210	3630	3960	4180	4290	4660						
	TRIPLES kg		1390	1990	2380	2670	2990	3380	3690	3900	4000	4350						
AD² IF480/85R34		LI				145	149		155		158							
	SINGLES kg		1800	2120	2500	2900	3250	3550	3875	4125	4250							
	DUALS kg		1580	1870	2200	2550	2860	3120	3410	3630	3740							
	TRIPLES kg		1480	1740	2050	2380	2670	2910	3180	3380	3490							
AD² IF480/95R50		LI					158		165									
	SINGLES kg		1950	2800	3250	3750	4250	4750	5150									
	DUALS kg		1720	2460	2860	3300	3740	4180	4530									
	TRIPLES kg		1600	2300	2670	3080	3490	3900	4220									

AD² IF LOAD DESIGNATION FOR RADIAL AGRICULTURAL DRIVE WHEEL TIRES

BASIC TIRE LOAD RATINGS FOR TIRE SELECTION
ENGLISH UNITS OF MEASURE

TIRE SIZE		INFLATION	LOAD LIMITS AT VARIOUS COLD INFLATION PRESSURES															
		psi	6	9	12	15	17	20	23	26	29	35	41	46	52	58	64	70
AD² IF520/85R34		LI				149	153		160		163	165	168					
	SINGLES lbs		4400	5360	6150	7150	8050	8800	9900	10200	10700	11400	12300					
	DUALS lbs		3870	4720	5410	6290	7080	7740	8710	8980	9420	10030	10820					
	TRIPLES lbs		3610	4400	5040	5860	6600	7220	8120	8360	8770	9350	10090					
AD² IF520/85R42		LI				152	156		163		166	169						
	SINGLES lbs		4940	5840	6950	7850	8800	9900	10700	11400	11700	12800						
	DUALS lbs		4350	5140	6120	6910	7740	8710	9420	10030	10300	11260						
	TRIPLES lbs		4050	4790	5700	6440	7220	8120	8770	9350	9590	10500						
AD² IF520/85R46		LI					157		165									
	SINGLES lbs		4300	6150	7150	8250	9100	10200	11400									
	DUALS lbs		3780	5410	6290	7260	8010	8980	10030									
	TRIPLES lbs		3530	5040	5860	6770	7460	8360	9350									
AD² IF580/80R34		LI				153	157		164		167	169	172					
	SINGLES lbs		4940	6000	6950	8050	9100	9900	11000	11700	12000	12800	13900					
	DUALS lbs		4350	5280	6120	7080	8010	8710	9680	10300	10560	11260	12230					
	TRIPLES lbs		4050	4920	5700	6600	7460	8120	9020	9590	9840	10500	11400					
AD² IF580/85R42		LI				158	162		169		172	174	178					
	SINGLES lbs		5840	6950	8050	9350	10500	11700	12800	13600	13900	14800	16500					
	DUALS lbs		5140	6100	7100	8250	9250	10300	11300	12000	12200	13000	14500					
	TRIPLES lbs		4780	5700	6600	7650	8600	9600	10500	11200	11400	12100	13500					
AD² IF600/70R30		LI					153		159									
	SINGLES lbs		3640	5360	6150	7150	8050	8800	9650									
	DUALS lbs		3200	4720	5410	6290	7080	7740	8490									
	TRIPLES lbs		2980	4400	5040	5860	6600	7220	7910									
AD² IF620/75R30		LI					156		164		167	169						
	SINGLES lbs		4180	6000	6950	8050	8800	9900	11000	11400	12000	12800						
	DUALS lbs		3680	5280	6120	7080	7740	8710	9680	10030	10560	11260						
	TRIPLES lbs		3430	4920	5700	6600	7220	8120	9020	9350	9840	10500						
AD² IF650/85R38		LI					167		174		177	179						
	SINGLES lbs		5520	8050	9350	10700	12000	13200	14800	15200	16100	17100						
	DUALS lbs		4860	7080	8230	9420	10560	11620	13020	13380	14170	15050						
	TRIPLES lbs		4530	6600	7670	8770	9840	10820	12140	12460	13200	14020						
AD² IF710/70R38		LI					165		172		175	178						
	SINGLES lbs		5360	7600	8800	10200	11400	12800	13900	14800	15200	16500						
	DUALS lbs		4720	6690	7740	8980	10030	11260	12230	13020	13380	14520						
	TRIPLES lbs		4400	6230	7220	8360	9350	10500	11400	12140	12460	13530						
AD² IF710/70R42		LI					167		174		177	179						
	SINGLES lbs		5520	8050	9350	10700	12000	13200	14800	15700	16100	17100						
	DUALS lbs		4860	7080	8230	9420	10560	11620	13020	13820	14170	15050						
	TRIPLES lbs		4530	6600	7670	8770	9840	10820	12140	12870	13200	14020						

TABLE C

AD² IF LOAD DESIGNATION FOR RADIAL AGRICULTURAL DRIVE WHEEL TIRES

BASIC TIRE LOAD RATINGS FOR TIRE SELECTION
METRIC UNITS OF MEASURE

TIRE SIZE		INFLATION	LOAD LIMITS AT VARIOUS COLD INFLATION PRESSURES															
		kPa	40	60	80	100	120	140	160	180	200	240	280	320	360	400	440	480
		bar	0.4	0.6	0.8	1.0	1.2	1.4	1.6	1.8	2.0	2.4	2.8	3.2	3.6	4.0	4.4	4.8
AD² IF520/85R34		LI				149	153		160		163	165	168					
	SINGLES kg		2000	2430	2800	3250	3650	4000	4500	4625	4875	5150	5600					
	DUALS kg		1760	2140	2460	2860	3210	3520	3960	4070	4290	4530	4930					
	TRIPLES kg		1640	1990	2300	2670	2990	3280	3690	3790	4000	4220	4590					
AD² IF520/85R42		LI				152	156		163		166	169						
	SINGLES kg		2240	2650	3150	3550	4000	4500	4875	5150	5300	5800						
	DUALS kg		1970	2330	2770	3120	3520	3960	4290	4530	4660	5100						
	TRIPLES kg		1840	2170	2580	2910	3280	3690	4000	4220	4350	4760						
AD² IF520/85R46		LI					157		165									
	SINGLES kg		1950	2800	3250	3750	4125	4625	5150									
	DUALS kg		1720	2460	2860	3300	3630	4070	4530									
	TRIPLES kg		1600	2300	2670	3080	3380	3790	4220									
AD² IF580/80R34		LI				153	157		164		167	169	172					
	SINGLES kg		2240	2725	3150	3650	4125	4500	5000	5300	5450	5800	6300					
	DUALS kg		1970	2400	2770	3210	3630	3960	4400	4660	4800	5100	5540					
	TRIPLES kg		1840	2230	2580	2990	3380	3690	4100	4350	4470	4760	5170					
AD² IF580/85R42		LI				158	162		169		172	174	178					
	SINGLES kg		2650	3160	3660	4260	4760	5300	5800	6150	6300	6700	7500					
	DUALS kg		2330	2770	3220	3740	4180	4660	5100	5420	5540	5900	6600					
	TRIPLES kg		2170	2580	2990	3480	3900	4340	4760	5040	5160	5500	6150					
AD² IF600/70R30		LI					153		159									
	SINGLES kg		1650	2430	2800	3250	3650	4000	4375									
	DUALS kg		1450	2140	2460	2860	3210	3520	3850									
	TRIPLES kg		1350	1990	2300	2670	2990	3280	3590									
AD² IF620/75R30		LI					156		164		167	169						
	SINGLES kg		1900	2725	3150	3650	4000	4500	5000	5150	5450	5800						
	DUALS kg		1670	2400	2770	3210	3520	3960	4400	4530	4800	5100						
	TRIPLES kg		1560	2230	2580	2990	3280	3690	4100	4220	4470	4760						
AD² IF650/85R38		LI					167		174		177	179						
	SINGLES kg		2500	3650	4250	4875	5450	6000	6700	6900	7300	7750						
	DUALS kg		2200	3210	3740	4290	4800	5280	5900	6070	6420	6820						
	TRIPLES kg		2050	2990	3490	4000	4470	4920	5490	5660	5990	6360						
AD² IF710/70R38		LI					165		172		175	178						
	SINGLES kg		2430	3450	4000	4625	5150	5800	6300	6700	6900	7500						
	DUALS kg		2140	3040	3520	4070	4530	5100	5540	5900	6070	6600						
	TRIPLES kg		1990	2830	3280	3790	4220	4760	5170	5490	5660	6150						
AD² IF710/70R42		LI					167		174		177	179						
	SINGLES kg		2500	3650	4250	4875	5450	6000	6700	7100	7300	7750						
	DUALS kg		2200	3210	3740	4290	4800	5280	5900	6250	6420	6820						
	TRIPLES kg		2050	2990	3490	4000	4470	4920	5490	5820	5990	6360						

TABLE C

AD² IF LOAD DESIGNATION FOR RADIAL AGRICULTURAL DRIVE WHEEL TIRES

BASIC TIRE LOAD RATINGS FOR TIRE SELECTION ENGLISH UNITS OF MEASURE

TIRE SIZE		INFLATION	LOAD LIMITS AT VARIOUS COLD INFLATION PRESSURES															
		psi	6	9	12	15	17	20	23	26	29	35	41	46	52	58	64	70
AD² IF710/75R42		LI					169		176		179	181						
	SINGLES lbs		5840	8550	9900	11400	12800	14300	15700	16500	17100	18200						
	DUALS lbs		5140	7520	8710	10030	11260	12580	13820	14520	15050	16020						
	TRIPLES lbs		4790	7010	8120	9350	10500	11730	12870	13530	14020	14920						
AD² IF800/60R32		LI				158	162		169		173	176	179	181				
	SINGLES lbs		5840	6950	8250	9350	10500	11700	12800	13600	14300	15700	17100	18200				
	DUALS lbs		5140	6120	7260	8230	9240	10300	11260	11970	12580	13820	15050	16020				
	TRIPLES lbs		4790	5700	6770	7670	8610	9590	10500	11150	11730	12870	14020	14920				
AD² IF800/70R38		LI					172		179		182	184						
	SINGLES lbs		6400	9350	10700	12300	13900	15200	17100	17600	18700	19800						
	DUALS lbs		5630	8230	9420	10820	12230	13380	15050	15490	16460	17420						
	TRIPLES lbs		5250	7670	8770	10090	11400	12460	14020	14430	15330	16240						
AD² IF850/75R42		LI					179		186									
	SINGLES lbs		7850	11400	13200	15200	17100	18700	20900									
	DUALS lbs		6910	10030	11620	13380	15050	16460	18390									
	TRIPLES lbs		6440	9350	10820	12460	14020	15330	17140									
AD² IF900/60R32		LI				165	169		176		179	182	185	188				
	SINGLES lbs		7150	8550	9900	11400	12800	14300	15700	16500	17100	18700	20400	22000				
	DUALS lbs		6300	7500	8700	10000	11300	12600	13800	14500	15000	16500	18000	19400				
	TRIPLES lbs		5860	7000	8100	9350	10500	11700	12900	13500	14000	15300	16700	18000				
AD² IF900/65R32		LI				169	173		178		182	185	188	191				
	SINGLES lbs		7850	9350	11000	12800	14300	15700	16500	17600	18700	20400	22000	24000				
	DUALS lbs		6900	8250	9700	11300	12600	13800	14500	15500	16500	18000	19400	21100				
	TRIPLES lbs		6450	7650	9000	10500	11700	12900	13500	14400	15300	16700	18000	19700				
AD² IF900/75R32		LI				174	178											
	SINGLES lbs		9350	11000	12800	14800	16500											
	DUALS lbs		8250	9700	11300	13000	14500											
	TRIPLES lbs		7650	9000	10500	12100	13500											
AD² IF1050/50R32		LI				168	172		179		182	185						
	SINGLES lbs		7600	9100	10700	12300	13900	15200	17100	17600	18700	20400						
	DUALS lbs		6688	8008	9416	10824	12232	13376	15048	15488	16456	17952						
	TRIPLES lbs		6232	7462	8774	10086	11398	12464	14022	14432	15334	16728						
AD² IF1250/50R32		LI				177	181		188		192	195	198	201				
	SINGLES lbs		10200	12000	14300	16100	18200	20400	22000	23400	24700	26800	29100	32000				
	DUALS lbs		5980	10560	12580	14170	16020	17950	19360	20590	21740	23580	25610	28160				
	TRIPLES lbs		8360	9840	11730	13200	14920	16730	18040	19190	20250	21980	23860	26240				

TABLE C

AD² IF LOAD DESIGNATION FOR RADIAL AGRICULTURAL DRIVE WHEEL TIRES

BASIC TIRE LOAD RATINGS FOR TIRE SELECTION
METRIC UNITS OF MEASURE

TIRE SIZE		INFLATION	LOAD LIMITS AT VARIOUS COLD INFLATION PRESSURES															
		kPa	40	60	80	100	120	140	160	180	200	240	280	320	360	400	440	480
		bar	0.4	0.6	0.8	1.0	1.2	1.4	1.6	1.8	2.0	2.4	2.8	3.2	3.6	4.0	4.4	4.8
AD² IF710/75R42		LI					169		176		179	181						
	SINGLES kg		2650	3875	4500	5150	5800	6500	7100	7500	7750	8250						
	DUALS kg		2330	3410	3960	4530	5100	5720	6250	6600	6820	7260						
	TRIPLES kg		2170	3180	3690	4220	4760	5330	5820	6150	6360	6770						
AD² IF800/60R32		LI				158	162		169		173	176	179	181				
	SINGLES kg		2650	3150	3750	4250	4750	5300	5800	6150	6500	7100	7750	8250				
	DUALS kg		2330	2770	3300	3740	4180	4660	5100	5410	5720	6250	6820	7260				
	TRIPLES kg		2170	2580	3080	3490	3900	4350	4760	5040	5330	5820	6360	6770				
AD² IF800/70R38		LI					172		179		182	184						
	SINGLES kg		2900	4250	4875	5600	6300	6900	7750	8000	8500	9000						
	DUALS kg		2550	3740	4290	4930	5540	6070	6820	7040	7480	7920						
	TRIPLES kg		2380	3490	4000	4590	5170	5660	6360	6560	6970	7380						
AD² IF850/75R42		LI					179		186									
	SINGLES kg		3550	5150	6000	6900	7750	8500	9500									
	DUALS kg		3120	4530	5280	6070	6820	7480	8360									
	TRIPLES kg		2910	4220	4920	5660	6360	6970	7790									
AD² IF900/60R32		LI				165	169		176		179	182	185	188				
	SINGLES kg		3260	3880	4500	5160	5800	6500	7100	7500	7750	8500	9250	10000				
	DUALS kg		2860	3420	3960	4540	5100	5720	6250	6600	6800	7500	8150	8800				
	TRIPLES kg		2670	3180	3700	4220	4760	5340	5820	6150	6350	6950	7600	8200				
AD² IF900/65R32		LI				169	173		178		182	185	188	191				
	SINGLES kg		3560	4260	5000	5800	6500	7100	7500	8000	8500	9250	10000	10900				
	DUALS kg		3120	3740	4400	5100	5720	6250	6600	7050	7500	8150	8800	9600				
	TRIPLES kg		2910	3480	4100	4760	5340	5820	6150	6550	6950	7600	8200	8950				
AD² IF900/75R32		LI				174	178											
	SINGLES kg		4260	5000	5800	6700	7500											
	DUALS kg		3740	4400	5100	5900	6600											
	TRIPLES kg		3480	4100	4760	5500	6150											
AD² IF1050/50R32		LI				168	172		179		182	185						
	SINGLES kg		3450	4125	4875	5600	6300	6900	7750	8000	8500	9250						
	DUALS kg		3040	3630	4290	4930	5540	6070	6820	7040	7480	8140						
	TRIPLES kg		2830	3380	4000	4590	5170	5670	6360	6560	6970	7590						
AD² IF1250/50R32		LI			177		181		188		192	195	198	201				
	SINGLES kg		4625	5450	6500	7300	8250	9250	10000	10600	11200	12150	13200	14500				
	DUALS kg		4070	4800	5720	6420	7260	8140	8800	9330	9860	10690	11620	12760				
	TRIPLES kg		3790	4470	5330	5990	6770	7590	8200	8690	9180	9960	10820	11890				

TABLE C

AD² IF LOAD DESIGNATION FOR RADIAL AGRICULTURAL DRIVE WHEEL TIRES

BASIC TIRE LOAD RATINGS FOR TIRE SELECTION ENGLISH UNITS OF MEASURE

TIRE SIZE		INFLATION	LOAD LIMITS AT VARIOUS COLD INFLATION PRESSURES											
		psi	6	9	12	15	17	20	23	26	29	32	35	38
AD² IF420/90R30		LI				137	141		148		151		154	
	SINGLES lbs		3200	3860	4400	5080	5680	6400	6950	7400	7600	8050	8250	8550
	DUALS lbs		2820	3400	3880	4480	5000	5640	6100	6500	6700	7100	7250	7500
	TRIPLES lbs		2620	3160	3600	4160	4660	5240	5700	6050	6250	6600	6750	7000
AD² IF380/85R34		LI				132	136		143		146		149	
	SINGLES lbs		2760	3300	3860	4400	4940	5520	6000	6400	6600	6950	7150	7400
	DUALS lbs		2430	2900	3400	3880	4340	4860	5280	5640	5800	6100	6300	6500
	TRIPLES lbs		2260	2710	3160	3600	4060	4520	4920	5240	5420	5700	5860	6050
AD² IF480/80R46		LI				148	152		158		162		164	
	SINGLES lbs		4300	5200	6000	6950	7850	8550	9350	9900	10500	10700	11000	11700
	DUALS lbs		3780	4580	5280	6100	6900	7500	8250	8700	9250	9400	9700	10300
	TRIPLES lbs		3520	4260	4920	5700	6450	7000	7650	8100	8600	8750	9000	9600
AD² IF520/85R42		LI				152	156		163		166		169	
	SINGLES lbs		4940	5840	6950	7850	8800	9900	10700	11400	11700	12300	12800	13200
	DUALS lbs		4340	5140	6100	6900	7750	8700	9400	10000	10300	10800	11300	11600
	TRIPLES lbs		4060	4780	5700	6450	7200	8100	8750	9350	9600	10100	10500	10800
AD² IF850/75R42		LI				175	179		186		189		191	
	SINGLES lbs		9350	11400	13200	15200	17100	18700	20900	22000	22700	23400	24000	25400
	DUALS lbs		8250	10000	11600	13400	15000	16500	18400	19400	20000	20600	21100	22400
	TRIPLES lbs		7650	9350	10800	12500	14000	15300	17100	18000	18600	19200	19700	20800

BASIC TIRE LOAD RATINGS FOR TIRE SELECTION METRIC UNITS OF MEASURE

TIRE SIZE		INFLATION	LOAD LIMITS AT VARIOUS COLD INFLATION PRESSURES											
		kPa (bar)	40 (0.4)	60 (0.6)	80 (0.8)	100 (1)	120 (1.2)	140 (1.4)	160 (1.6)	180 (1.8)	200 (2)	220 (2.2)	240 (2.4)	260 (2.6)
AD² IF420/90R30		LI				137	141		148		151		154	
	SINGLES lbs		1450	1750	2000	2300	2580	2900	3160	3360	3460	3660	3760	3880
	DUALS lbs		1280	1540	1760	2020	2270	2550	2770	2950	3040	3220	3300	3420
	TRIPLES lbs		1190	1440	1640	1890	2110	2380	2580	2750	2830	2990	3080	3180
AD² IF380/85R34		LI				132	136		143		146		149	
	SINGLES lbs		1250	1500	1750	2000	2240	2500	2730	2900	3000	3160	3260	3360
	DUALS lbs		1100	1320	1540	1760	1970	2200	2400	2550	2640	2770	2860	2950
	TRIPLES lbs		1030	1230	1440	1640	1840	2050	2230	2380	2460	2580	2670	2750
AD² IF480/80R46		LI				148	152		158		162		164	
	SINGLES lbs		1950	2360	2730	3160	3560	3880	4260	4500	4760	4880	5000	5300
	DUALS lbs		1720	2080	2400	2770	3120	3420	3740	3960	4180	4300	4400	4660
	TRIPLES lbs		1600	1940	2230	2580	2910	3180	3480	3700	3900	4000	4100	4340
AD² IF520/85R42		LI				152	156		163		166		169	
	SINGLES lbs		2240	2650	3160	3560	4000	4500	4880	5160	5300	5600	5800	6000
	DUALS lbs		1970	2330	2770	3120	3520	3960	4300	4540	4660	4920	5100	5280
	TRIPLES lbs		1840	2170	2580	2910	3280	3700	4000	4220	4340	4600	4760	4920
AD² IF850/75R42		LI				175	179		186		189		191	
	SINGLES lbs		4260	5160	6000	6900	7750	8500	9500	10000	10300	10600	10900	11500
	DUALS lbs		3740	4540	5280	6050	6800	7500	8350	8800	9050	9350	9600	10100
	TRIPLES lbs		3480	4220	4920	5660	6350	6950	7800	8200	8450	8700	8950	9450

NOTES:

1. Boldface loads are maximum for the load index shown.
2. There are no adjustments to the loads and pressures in the above tables for lower transport speeds or stationary service.
3. For shipping purposes, tire inflation pressure may be increased to 30 psi (210 kPa). Inflation pressure must be adjusted to correct operating inflation before operation.
4. At higher transport speeds, above 20 mph (30 km/h), and lower pressures, less than 12 psi (80 kPa), increased inflation pressure may be required for vehicle stability.
5. When running lower inflation pressure, it is extremely important to use an accurate air pressure gauge.
6. The above loads are also applicable to equipment, including hillside combines, operating on slopes above 11° (20% grade).
7. For hillside operations, earthmoving and moldboard plowing with single drive wheel tires in furrow, consult tire manufacturer for inflation pressure recommendations.
8. For cyclic service with front-end loaders up to 6 mph (10 km/h), loads may be increased by 40% with an increase in inflation pressure of 12 psi (80 kPa).

AD² IF LOAD DESIGNATION FOR RADIAL AGRICULTURAL DRIVE WHEEL TIRES

BASIC TIRE LOAD RATINGS FOR TIRE SELECTION ENGLISH UNITS OF MEASURE (CONTINUED)

TIRE SIZE		INFLATION	LOAD LIMITS AT VARIOUS COLD INFLATION PRESSURES												
		psi	41	44	46	49	52	55	58	61	64	67	70	73	75
AD² IF420/90R30		LI	156		159		161		163		166		169	170	
	SINGLES lbs		8800	9350	9650	9900	10200	10500	10700	11400	11700	12300	12800	13200	13600
	DUALS lbs		7750	8250	8500	8700	9000	9250	9400	10000	10300	10800	11300	11600	12000
	TRIPLES lbs		7200	7650	7900	8100	8350	8600	8750	9350	9600	10100	10500	10800	11200
AD² IF380/85R34		LI	152		154		156		158		161		164	165	
	SINGLES lbs		7850	8050	8250	8550	8800	9100	9350	9900	10200	10700	11000	11400	11700
	DUALS lbs		6900	7100	7250	7500	7750	8000	8250	8700	9000	9400	9700	10000	10300
	TRIPLES lbs		6450	6600	6750	7000	7200	7450	7650	8100	8350	8750	9000	9350	9600
AD² IF480/80R46		LI	167		170		172		174		177		179	181	
	SINGLES lbs		12000	12800	13200	13600	13900	14300	14800	15200	16100	16500	17100	18200	18700
	DUALS lbs		10600	11300	11600	12000	12200	12600	13000	13400	14200	14500	15000	16000	16500
	TRIPLES lbs		9850	10500	10800	11200	11400	11700	12100	12500	13200	13500	14000	14900	15300
AD² IF520/85R42		LI	172		174		177		178		181		184	185	
	SINGLES lbs		13900	14300	14800	15200	16100	16500	16500	17600	18200	18700	19800	20400	20900
	DUALS lbs		12200	12600	13000	13400	14200	14500	14500	15500	16000	16500	17400	18000	18400
	TRIPLES lbs		11400	11700	12100	12500	13200	13500	13500	14400	14900	15300	16200	16700	17100
AD² IF850/75R42		LI	195		197		200		201		204		206	208	
	SINGLES lbs		26800	27600	28300	30000	30900	30900	32000	33100	35300	36400	37500	39700	40800
	DUALS lbs		23600	24300	24900	26400	27200	27200	28200	29100	31100	32000	33000	34900	35900
	TRIPLES lbs		22000	22600	23200	24600	25300	25300	26200	27100	28900	29800	30700	32600	33500

BASIC TIRE LOAD RATINGS FOR TIRE SELECTION METRIC UNITS OF MEASURE (CONTINUED)

TIRE SIZE		INFLATION	LOAD LIMITS AT VARIOUS COLD INFLATION PRESSURES												
		kPa (bar)	280 (2.8)	300 (3)	320 (3.2)	340 (3.4)	360 (3.6)	380 (3.8)	400 (4)	420 (4.2)	440 (4.4)	460 (4.6)	480 (4.8)	500 (5)	520 (5.2)
AD² IF420/90R30		LI	156		159		161		163		166		169	170	
	SINGLES lbs		4000	4260	4380	4500	4620	4760	4880	5160	5300	5600	5800	6000	6150
	DUALS lbs		3520	3740	3860	3960	4080	4180	4300	4540	4660	4920	5100	5280	5420
	TRIPLES lbs		3280	3480	3580	3700	3800	3900	4000	4220	4340	4600	4760	4920	5040
AD² IF380/85R34		LI	152		154		156		158		161		164	165	
	SINGLES lbs		3560	3660	3760	3880	4000	4120	4260	4500	4620	4880	5000	5160	5300
	DUALS lbs		3120	3220	3300	3420	3520	3640	3740	3960	4080	4300	4400	4540	4660
	TRIPLES lbs		2910	2990	3080	3180	3280	3380	3480	3700	3800	4000	4100	4220	4340
AD² IF480/80R46		LI	167		170		172		174		177		179	181	
	SINGLES lbs		5460	5800	6000	6150	6300	6500	6700	6900	7300	7500	7750	8250	8500
	DUALS lbs		4800	5100	5280	5420	5540	5720	5900	6050	6400	6600	6800	7250	7500
	TRIPLES lbs		4460	4760	4920	5040	5160	5340	5500	5660	5980	6150	6350	6750	6950
AD² IF520/85R42		LI	172		174		177		178		181		184	185	
	SINGLES lbs		6300	6500	6700	6900	7300	7500	7500	8000	8250	8500	9000	9250	9500
	DUALS lbs		5540	5720	5900	6050	6400	6600	6600	7050	7250	7500	7900	8150	8350
	TRIPLES lbs		5160	5340	5500	5660	5980	6150	6150	6550	6750	6950	7400	7600	7800
AD² IF850/75R42		LI	195		197		200		201		204		206	208	
	SINGLES lbs		12200	12500	12900	13600	14000	14000	14500	15000	16000	16500	17000	18000	18500
	DUALS lbs		10700	11000	11300	12000	12300	12300	12800	13200	14100	14500	15000	15800	16300
	TRIPLES lbs		9950	10300	10500	11200	11500	11500	11900	12300	13100	13500	13900	14800	15200

NOTES:

1. Boldface loads are maximum for the load index shown.
2. There are no adjustments to the loads and pressures in the above tables for lower transport speeds or stationary service.
3. For shipping purposes, tire inflation pressure may be increased to 30 psi (210 kPa). Inflation pressure must be adjusted to correct operating inflation before operation.
4. At higher transport speeds, above 20 mph (30 km/h), and lower pressures, less than 12 psi (80 kPa), increased inflation pressure may be required for vehicle stability.
5. When running lower inflation pressure, it is extremely important to use an accurate air pressure gauge.
6. The above loads are also applicable to equipment, including hillside combines, operating on slopes above 11° (20% grade).
7. For hillside operations, earthmoving and moldboard plowing with single drive wheel tires in furrow, consult tire manufacturer for inflation pressure recommendations.
8. For cyclic service with front-end loaders up to 6 mph (10 km/h), loads may be increased by 40% with an increase in inflation pressure of 12 psi (80 kPa).

TABLE C2

AD² VF LOAD DESIGNATION FOR RADIAL AGRICULTURAL DRIVE WHEEL TIRES

TIRE TYPE NOMENCLATURE		MAX. SPEED	
		SPEED INDEX	SPEED INDEX
TRA	TIRE TYPE	A8/B	D
R-1	Drive Wheel, Regular Tread	30 mph	40 mph
R-1W	Drive Wheel, Wet Traction Tread	30 mph	40 mph
R-2	Cane & Rice, Drive Wheel, Deep Tread	25 mph	—

BASIC TIRE LOAD RATINGS FOR TIRE SELECTION ENGLISH UNITS OF MEASURE

TIRE SIZE		INFLATION	LOAD LIMITS AT VARIOUS COLD INFLATION PRESSURES															
		psi	6	9	12	15	17	20	23	26	29	35	41	46	52	58	64	70
AD² VF320/120R50		LI			145	149		156		159	161	165	167	169	171	174	177	
	SINGLES lbs		3960	4800	5680	6400	7150	8050	8800	9350	9650	10200	11400	12000	12800	13600	14800	16100
	DUALS lbs		3480	4220	5000	5630	6290	7080	7740	8230	8490	8980	10030	10560	11260	11970	13020	14170
	TRIPLES lbs		3250	3940	4660	5250	5860	6600	7220	7670	7910	8360	9350	9840	10500	11150	12140	13200
AD² VF380/90R46		LI				150	154		161		165	167	170	172	175	176	179	
	SINGLES lbs		4680	5520	6400	7400	8250	9350	10200	10700	11400	12000	13200	13900	15200	15700	17100	
	DUALS lbs		4120	4860	5630	6510	7260	8230	8980	9420	10030	10560	11620	12230	13380	13820	15050	
	TRIPLES lbs		3840	4530	5250	6070	6770	7670	8360	8770	9350	9840	10820	11400	12460	12870	14020	
AD² VF380/105R50		LI				144	148		155		158	161	164	167	169	170	173	
	SINGLES lbs		3860	4680	5520	6150	6950	7850	8550	9100	9350	10200	11000	12000	12800	13200	14300	
	DUALS lbs		3400	4120	4860	5410	6120	6910	7520	8010	8230	8980	9680	10560	11260	11620	12580	
	TRIPLES lbs		3170	3840	4530	5040	5700	6440	7010	7460	7670	8360	9020	9840	10500	10820	11730	
AD² VF600/70R28		LI				153	157		164		167	169	173					
	SINGLES lbs		5080	6000	6950	8050	9100	9900	11000	11700	12000	12800	14300					
	DUALS lbs		4480	5280	6100	7100	8000	8700	9700	10300	10600	11300	12600					
	TRIPLES lbs		4160	4920	5700	6600	7450	8100	9000	9600	9850	10500	11700					
AD² VF620/75R26		LI				156	160		167		170	172						
	SINGLES lbs		5520	6600	7600	8800	9900	11000	12000	12800	13200	13900						
	DUALS lbs		4860	5800	6700	7750	8700	9700	10600	11300	11600	12200						
	TRIPLES lbs		4520	5420	6250	7200	8100	9000	9850	10500	10800	11400						
AD² VF750/65R26		LI				161	165		171		174	177						
	SINGLES lbs		6400	7600	8800	10200	11400	12300	13600	14300	14800	16100						
	DUALS lbs		5630	6690	7740	8980	10030	10820	11970	12580	13020	14170						
	TRIPLES lbs		5250	6230	7220	8360	9350	10090	11150	11730	12140	13200						

BASIC TIRE LOAD RATINGS FOR TIRE SELECTION ENGLISH UNITS OF MEASURE

TIRE SIZE	INFLATION	LOAD LIMITS AT VARIOUS COLD INFLATION PRESSURES											
	psi	6	9	12	15	17	20	23	26	29	32	35	38
AD² VF 580/85R42	LI				163	167		174		178		180	
	SINGLES lb	6800	8050	9350	10700	12000	13600	14800	15700	16500	17100	17600	18200
	DUALS lb	5980	7100	8250	9400	10600	12000	13000	13800	14500	15000	15500	16000
	TRIPLES lb	5580	6600	7650	8750	9850	11200	12100	12900	13500	14000	14400	14900

BASIC TIRE LOAD RATINGS FOR TIRE SELECTION METRIC UNITS OF MEASURE

TIRE SIZE	INFLATION	LOAD LIMITS AT VARIOUS COLD INFLATION PRESSURES											
	kPa (bar)	40 (0.4)	60 (0.6)	80 (0.8)	100 (1)	120 (1.2)	140 (1.4)	160 (1.6)	180 (1.8)	200 (2)	220 (2.2)	240 (2.4)	260 (2.6)
AD² VF 580/85R42	LI				163	167		174		178		180	
	SINGLES kg	3080	3660	4260	4880	5460	6150	6700	7100	7500	7750	8000	8250
	DUALS kg	2710	3220	3740	4300	4800	5420	5900	6250	6600	6800	7050	7250
	TRIPLES kg	2520	2990	3480	4000	4460	5040	5500	5820	6150	6350	6550	6750

TABLE C2

AD² V
F LOAD DESIGNATION FOR RADIAL AGRICULTURAL DRIVE WHEEL TIRES

TIRE TYPE NOMENCLATURE		MAX. SPEED	
		SPEED INDEX	SPEED INDEX
TRA	TIRE TYPE	A8/B	D
R-1	Drive Wheel, Regular Tread	50 km/h	65 km/h
R-1W	Drive Wheel, Wet Traction Tread	50 km/h	65 km/h
R-2	Cane & Rice, Drive Wheel, Deep Tread	40 km/h	—

BASIC TIRE LOAD RATINGS FOR TIRE SELECTION METRIC UNITS OF MEASURE

TIRE SIZE		INFLATION	LOAD LIMITS AT VARIOUS COLD INFLATION PRESSURES															
		kPa	40	60	80	100	120	140	160	180	200	240	280	320	360	400	440	480
		bar	0.4	0.6	0.8	1.0	1.2	1.4	1.6	1.8	2.0	2.4	2.8	3.2	3.6	4.0	4.4	4.8
AD² VF320/120R50		LI				145	149		156		159	161	165	167	169	171	174	177
	SINGLES kg		1800	2180	2575	2900	3250	3650	4000	4250	4375	4625	5150	5450	5800	6150	6700	7300
	DUALS kg		1580	1920	2270	2550	2860	3210	3520	3740	3850	4070	4530	4800	5100	5410	5900	6420
	TRIPLES kg		1480	1790	2110	2380	2670	2990	3280	3490	3590	3790	4220	4470	4760	5040	5490	5990
AD² VF380/90R46		LI				150	154		161		165	167	170	172	175	176	179	
	SINGLES kg		2120	2500	2900	3350	3750	4250	4625	4875	5150	5450	6000	6300	6900	7100	7750	
	DUALS kg		1870	2200	2550	2950	3300	3740	4070	4290	4530	4800	5280	5540	6070	6250	6820	
	TRIPLES kg		1740	2050	2380	2750	3080	3490	3790	4000	4220	4470	4920	5170	5660	5820	6360	
AD² VF380/105R50		LI				144	148		155		158	161	164	167	169	170	173	
	SINGLES kg		1750	2120	2500	2800	3150	3550	3875	4125	4250	4625	5000	5450	5800	6000	6500	
	DUALS kg		1540	1870	2200	2460	2770	3120	3410	3630	3740	4070	4400	4800	5100	5280	5720	
	TRIPLES kg		1440	1740	2050	2300	2580	2910	3180	3380	3490	3790	4100	4470	4760	4920	5330	
AD² VF600/70R28	LI	LI				153	157		164		167	169	173					
	SINGLES kg		2300	2730	3160	3660	4120	4500	5000	5300	5460	5800	6500					
	DUALS kg		2020	2400	2770	3220	3640	3960	4400	4660	4800	5100	5720					
	TRIPLES kg		1890	2230	2580	2990	3380	3700	4100	4340	4460	4760	5340					
AD² VF620/75R26		LI				156	160		167		170	172						
	SINGLES kg		2500	3000	3460	4000	4500	5000	5460	5800	6000	6300						
	DUALS kg		2200	2640	3040	3520	3960	4400	4800	5100	5280	5540						
	TRIPLES kg		2050	2460	2830	3280	3700	4100	4460	4760	4920	5160						
AD² VF750/65R26		LI				161	165		171		174	177						
	SINGLES kg		2900	3450	4000	4625	5150	5600	6150	6500	6700	7300						
	DUALS kg		2550	3040	3520	4070	4530	4930	5410	5720	5900	6420						
	TRIPLES kg		2380	2830	3280	3790	4220	4590	5040	5330	5490	5990						

TIRE SIZE	INFLATION	LOAD LIMITS AT VARIOUS COLD INFLATION PRESSURES												
	psi	41	44	46	49	52	55	58	61	64	67	70	73	75
AD² VF 580/85R42	LI	183		185		188		190		193		195	197	
	SINGLES lbs	19300	19800	20400	21500	22000	22700	23400	24000	25400	26000	26800	28300	29100
	TRIPLES lbs	15800	16200	16700	17600	18000	18600	19200	19700	20800	21300	22000	23200	23900

TIRE SIZE	INFLATION	LOAD LIMITS AT VARIOUS COLD INFLATION PRESSURES												
	kPa (bar)	280 (2.8)	300 (3)	320 (3.2)	340 (3.4)	360 (3.6)	380 (3.8)	400 (4)	420 (4.2)	440 (4.4)	460 (4.6)	480 (4.8)	500 (5)	520 (5.2)
AD² VF 580/85R42	LI	183		185		188		190		193		195	197	
	SINGLES kg	8750	9000	9250	9750	10000	10300	10600	10900	11500	11800	12200	12900	13200
	DUALS kg	7700	7900	8150	8600	8800	9050	9350	9600	10100	10400	10700	11300	11600
	TRIPLES kg	7200	7400	7600	8000	8200	8450	8700	8950	9450	9700	9950	10500	10800

TABLE C3

AD² IF AND VF LOAD FOR RADIAL IMPLEMENT TIRES

TIRE TYPE NOMENCLATURE		
		MAX. SPEED
TRA	TIRE TYPE	SPEED INDEX
I-1	Rib Tread	D-40 mph

BASIC TIRE LOAD RATINGS FOR TIRE SELECTION

TIRE SIZE	INFLATION	LOAD LIMITS AT VARIOUS COLD INFLATION PRESSURES																			
	psi	17	20	23	26	29	32	35	38	41	44	46	49	52	55	58	61	64	67	70	
	kPa	120	140	160	180	200	220	240	260	280	300	320	340	360	380	400	420	440	460	480	
IF210/75R15	LI	88		94		100		104		109		111		**115**							
	lbs	1230	1360	1480	1610	1760	1930	1980	2090	2270	2400	2400	2540	**2680**							
	kg	560	615	670	730	800	875	900	950	1030	1090	1090	1150	**1215**							
IF240/80R15	LI			103		109		113		118		**121**									
	lbs			1930	2090	2270	2470	2540	2760	2910	3080	**3200**									
	kg			875	950	1030	1120	1150	1250	1320	1400	**1450**									
IF265/85R15	LI	103		111		117		121		**125**											
	lbs	1930	2150	2400	2600	2830	3000	3200	3420	**3640**											
	kg	875	975	1090	1180	1285	1360	1450	1550	**1650**											
IF280/70R15	LI					114		118		122		124		128		131		**134**			
	lbs				2400	2600	2760	2910	3080	3300	3520	3520	3740	3960	4080	4300	4540	**4680**			
	kg				1090	1180	1250	1320	1400	1500	1600	1600	1700	1800	1850	1950	2060	**2120**			
IF320/65R15	LI	105		113		119		122		126		129		133		136		139		**142**	
	lbs	2040	2270	2540	2760	3000	3200	3300	3520	3740	3960	4080	4300	4540	4800	4940	5200	5360	5680	**5840**	
	kg	925	1030	1150	1250	1360	1450	1500	1600	1700	1800	1850	1950	2060	2180	2240	2360	2430	2575	**2650**	
IF320/70R15	LI	108		115		121		124		129		132		135		139		142		**144**	
	lbs	2200	2470	2680	2910	3200	3420	3520	3860	4080	4300	4400	4680	4800	5080	5360	5520	5840	6000	**6150**	
	kg	1000	1120	1215	1320	1450	1550	1600	1750	1850	1950	2000	2120	2180	2300	2430	2500	2650	2725	**2800**	

TIRE SIZE	INFLATION	LOAD LIMITS AT VARIOUS COLD INFLATION PRESSURES														
	psi	35	38	41	44	46	49	52	55	58	61	64	67	70	73	75
	kPa	240	260	280	300	320	340	360	380	400	420	440	460	480	500	520
AD² VF245/70R19.5	LI	120		124		127		130		134		137		140		**142**
	lbs	3080	3300	3520	3740	3860	4080	4180	4400	4680	4800	5080	5200	5520	5680	**5840**
	kg	1400	1500	1600	1700	1750	1850	1900	2000	2120	2180	2300	2360	2500	2575	**2650**
AD² VF265/70R19.5	LI	124		128		131		135		138		141		144		**146**
	lbs	3520	3740	3960	4180	4300	4540	4800	4940	5200	5520	5680	5840	6150	6400	**6600**
	kg	1600	1700	1800	1900	1950	2060	2180	2240	2360	2500	2575	2650	2800	2900	**3000**
AD² VF285/70R19.5	LI	128		132		135		139		142		145		147		**150**
	lbs	3960	4180	4400	4680	4800	5080	5360	5520	5840	6150	6400	6600	6800	7150	**7400**
	kg	1800	1900	2000	2120	2180	2300	2430	2500	2650	2800	2900	3000	3075	3250	**3350**
AD² VF255/70R22.5	LI	124		129		132		135		139		142		144		**146**
	lbs	3520	3740	4080	4300	4400	4680	4800	5080	5360	5520	5840	6000	6150	6400	**6600**
	kg	1600	1700	1850	1950	2000	2120	2180	2300	2430	2500	2650	2725	2800	2900	**3000**
AD² VF295/75R22.5	LI	134		139		142		145		148		151				
	lbs	4680	4940	5360	5680	5840	6000	6400	6600	6950	7400	7600				
	kg	2120	2240	2430	2575	2650	2725	2900	3000	3150	3350	3450				
AD² VF385/65R22.5	LI	144		148		151		155		158		161		**163**		
	lbs	6150	6600	6950	7400	7600	8050	8550	8800	9350	9650	10200	10500	**10700**		
	kg	2800	3000	3150	3350	3450	3650	3875	4000	4250	4375	4625	4750	**4875**		
AD² VF445/65R22.5	LI	152		156		159		162		166		169		171		**174**
	lbs	7850	8250	8800	9350	9650	10200	10500	11000	11700	12000	12800	13200	13600	13900	**14800**
	kg	3550	3750	4000	4250	4375	4625	4750	5000	5300	5450	5800	6000	6150	6300	**6700**

NOTES:
1. There are no adjustments to the loads and pressures in the above tables for lower transport speeds or stationary service.

TABLE E

DIAGONAL (BIAS) PLY AGRICULTURAL TRACTOR DRIVE WHEEL TIRES

TIRES USED AS SINGLES

TIRE TYPE NOMENCLATURE		MAX. SPEED SYMBOL
		SPEED INDEX
TRA	TIRE TYPE	A8
R-1	Drive Wheel, Regular Tread	25 mph
R-2	Cane & Rice, Drive Wheel, Deep Tread	25 mph
R-3	Drive Wheel, Shallow Tread	25 mph
R-4	Industrial Tractor, Drive Wheel, Intermediate Tread	25 mph

BASIC TIRE LOAD RATINGS FOR TIRE SELECTION

TIRE SIZE	INFLATION	LOAD LIMITS AT VARIOUS COLD INFLATION PRESSURES												
	psi	12	14	16	18	20	22	24	26	28	30	32		
	kPa	80	100	110	120	140	150	170	180	190	210	220		
7.5-22	lbs	990	1100	1170	1280	**1360 (4)**								
	kg	450	500	530	580	**615 (4)**								
8.3-16	lbs	640	715	760	825	880	**935 (4)**	965	1020	1070	1100	1140		**1200 @ 34 (6) psi**
	kg	290	325	345	375	400	**425 (4)**	437	462	487	500	515		**545 @ 230 (6) kPa**
8.3-22	lbs	785	910	965	990	1100	**1170 (4)**	1230	1280	1320	1390	1430		**1760 @ 36 (6) psi**
	kg	355	412	437	450	500	**530 (4)**	560	580	600	630	650		**800 @ 250 (6) kPa**
8.3-24	lbs	880	965	1020	1100	1170	**1230 (4)**							
	kg	400	437	462	500	530	**560 (4)**							
9.5-16	lbs	825	910	965	1050	**1100 (4)**	1170	1230	1280	1360	**1390 (6)**			
	kg	375	412	437	475	**500 (4)**	530	560	580	615	**630 (6)**			
9.5-22	lbs	990	1140	1200	1230	**1360 (4)**	1430	1520	1570	1650	1710	**1760 (6)**		
	kg	450	515	545	560	**615 (4)**	650	690	710	750	775	**800 (6)**		
9.5-24	lbs	1100	1200	1280	1390	**1480 (4)**	1570	1650	1710	1820	**1870 (6)**			
	kg	500	545	580	630	**670 (4)**	710	750	775	825	**850 (6)**			
9.5-32	lbs	1230	1360	1480	1570	**1650 (4)**	1760	1870	1930	2040	**2090 (6)**			
	kg	560	615	670	710	**750 (4)**	800	850	875	925	**950 (6)**			
9.5-36	lbs	1320	1430	1570	1650	**1760 (4)**								
	kg	600	650	710	750	**800 (4)**								
9.5-42	lbs	1430	1570	1650	1820	**1930 (4)**	2040	2150	2270	2340	**2400 (6)**	2540		**2910 @ 40 (8) psi 3200 @ 48 (10) psi**
	kg	650	710	750	825	**875 (4)**	925	975	1030	1060	**1090 (6)**	1150		**1320 @ 280 (8) kPa 1450 @ 330 (10) kPa**
11.2-24	lbs	1320	1430	1570	**1650 (4)**	1760	1870	1980	**2090 (6)**	2150	2270	2340	**2540 @ 36 (8) psi**	**2830 @ 44 (10) psi**
	kg	600	650	710	**750 (4)**	800	850	900	**950 (6)**	975	1030	1060	**1150 @ 250 (8) kPa**	**1285 @ 300 (10) kPa**
11.2-28	lbs	1390	1520	1650	**1760 (4)**	1930	1980	2090	**2200 (6)**					
	kg	630	690	750	**800 (4)**	875	900	950	**1000 (6)**					
11.2-36	lbs	1570	1760	1870	**2040 (4)**									
	kg	710	800	850	**925 (4)**									
11.2-38	lbs	1650	1760	1930	**2090 (4)**	2200	2340	2470	2540 (6)					
	kg	750	800	875	**950 (4)**	1000	1060	1120	1150 (6)					
12.4-16	lbs	1200	1320	**1430 (4)**	1520	1650	1710	**1820 (6)**	1930	1980	2090	**2150 (8)**		**2760 @ 48 (12) psi**
	kg	545	600	**650 (4)**	690	750	775	**825 (6)**	875	900	950	**975 (8)**		**1250 @ 330 (12) kPa**
12.4-24	lbs	1570	1710	**1870 (4)**	1980	2150	2270	**2400 (6)**	2470	2600	2680	**2830 (8)**		**3520 @ 48 (12) psi**
	kg	710	775	**850 (4)**	900	975	1030	**1090 (6)**	1120	1180	1215	**1285 (8)**		**1600 @ 330 (12) kPa**

DIAGONAL (BIAS) PLY AGRICULTURAL
TRACTOR DRIVE WHEEL TIRES

TIRES USED AS SINGLES

BASIC TIRE LOAD RATINGS FOR TIRE SELECTION

TIRE SIZE	INFLATION psi / kPa	LOAD LIMITS AT VARIOUS COLD INFLATION PRESSURES 12 / 80	14 / 100	16 / 110	18 / 120	20 / 140	22 / 150	24 / 170	26 / 180	28 / 190	32 / 220		
12.4-28	lbs	1710	1870	**1980 (4)**	2150	2270	2400	**2540 (6)**					
	kg	775	850	**900 (4)**	975	1030	1090	**1150 (6)**					
12.4-36	lbs	1930	2090	**2270 (4)**	2400	2540	2680	**2830 (6)**	3000	3080	**3420 (8)**		**3860 @ 40 (10) psi**
	kg	875	950	**1030 (4)**	1090	1150	1215	**1285 (6)**	1360	1400	**1550 (8)**		**1750 @ 280 (10) kPa**
12.4-38	lbs	1980	2150	**2340 (4)**	2470	2600	2760	**2910 (6)**			**3520 (8)**	**4400 @ 48 (12) psi**	**4800 @ 56 (14) psi**
	kg	900	975	**1060 (4)**	1120	1180	1250	**1320 (6)**			**1600 (8)**	**2000 @ 330 (12) kPa**	**2180 @ 385 (14) kPa**
12.4-42	lbs	2040	2270	**2470 (4)**	2600	2760	2910	**3080 (6)**	3200	3420	**3640 (8)**		**4180 @ 40 (10) psi**
	kg	925	1030	**1120 (4)**	1180	1250	1320	**1400 (6)**	1450	1550	**1650 (8)**		**1900 @ 280 (10) kPa**
13.6-16	lbs	1430	**1570 (4)**										
	kg	650	**710 (4)**										
13.6-24	lbs	*1870	**2040 (4)**	2200	2340	2540	**2680 (6)**	2830	2910	**3080 (8)**			
	kg	*850	**925 (4)**	1000	1060	1150	**1215 (6)**	1285	1320	**1400 (8)**			
13.6-26	lbs	1930	**2090 (4)**	2270	2470	2600	**2760 (6)**	2910	3000	**3200 (8)**			
	kg	875	**950 (4)**	1030	1120	1180	**1250 (6)**	1320	1360	**1450 (8)**			
13.6-28	lbs	*1980	**2200 (4)**	2340	2540	2680	**2830 (6)**	3000	3080	**3300 (8)**	3520	**3740 @ 36 (10) psi**	**4180 @ 42 (12) psi**
	kg	*900	**1000 (4)**	1060	1150	1215	**1285 (6)**	1360	1400	**1500 (8)**	1600	**1700 @ 250 (10) kPa**	**1900 @ 290 (12) kPa**
13.6-36	lbs	*2270	**2470 (4)**	2680	2830	3000	**3200 (6)**						
	kg	*1030	**1120 (4)**	1215	1285	1360	**1450 (6)**						
13.6-38	lbs	2340	**2540 (4)**	2760	2910	3080	**3300 (6)**						
	kg	1060	**1150 (4)**	1250	1320	1400	**1500 (6)**						
13.6-46	lbs	2540	**2830 (4)**	3000	3200	3420	**3640 (6)**	3860	4080	4180 (8)			
	kg	1150	**1285 (4)**	1360	1450	1550	**1650 (6)**	1750	1850	1900 (8)			
14.9-24	lbs	*2200	**2400 (4)**	2600	2830	**3000 (6)**	3200	3300	**3520 (8)**	3640	3960		**4400 @ 38 (12) psi**
	kg	*1000	**1090 (4)**	1180	1285	**1360 (6)**	1450	1500	**1600 (8)**	1650	1800		**2000 @ 260 (12) kPa**
14.9-26	lbs	*2270	2540	2680	2910	**3080 (6)**	3300	3420	3640	3740	**4080 (10)**		
	kg	*1030	1150	1215	1320	**1400 (6)**	1500	1550	1650	1700	**1850 (10)**		
14.9-28	lbs	*2340	**2600 (4)**	2830	3000	**3200 (6)**	3420	3520	**3740 (8)**	3860	**4180 (10)**		
	kg	*1060	**1180 (4)**	1285	1360	**1450 (6)**	1550	1600	**1700 (8)**	1750	**1900 (10)**		
14.9-30	lbs	*2470	2680	2910	3080	**3300 (6)**	3520	3640	**3860 (8)**	3960	**4300 (10)**		
	kg	*1120	1215	1320	1400	**1500 (6)**	1600	1650	**1750 (8)**	1800	**1950 (10)**		
14.9-38	lbs	*2760	3000	3300	3520	**3740 (6)**	3960	4180	**4300 (8)**	4540	**4940 (10)**		**5360 @ 38 (12) psi**
	kg	*1250	1360	1500	1600	**1700 (6)**	1800	1900	**1950 (8)**	2060	**2240 (10)**		**5840 @ 44 (14) psi**
15.5-38	lbs	*2600	2830	3080	3300	**3520 (6)**	3740	3860	**4080 (8)**				
	kg	*1180	1285	1400	1500	**1600 (6)**	1700	1750	**1850 (8)**				
16.9-24	lbs	*2680	*2910	3200	**3420 (6)**	3640	3860	**4080 (8)**	4300	**4400 (10)**			
	kg	*1215	*1320	1450	**1550 (6)**	1650	1750	**1850 (8)**	1900	**2000 (10)**			
16.9-26	lbs	*2760	*3080	3300	**3520 (6)**	3740	3960	4180	4400	**4540 (10)**			
	kg	*1250	*1400	1500	**1600 (6)**	1700	1800	1900	2000	**2060 (10)**			
16.9-28	lbs	*2910	*3200	3420	**3640 (6)**	3860	4080	**4300 (8)**	4540	**4680 (10)**			
	kg	*1320	*1450	1550	**1650 (6)**	1750	1850	**1950 (8)**	2060	**2120 (10)**			

TABLE E

DIAGONAL (BIAS) PLY AGRICULTURAL TRACTOR
DRIVE WHEEL TIRES

TIRES USED AS SINGLES

BASIC TIRE LOAD RATINGS FOR TIRE SELECTION

TIRE SIZE	INFLATION	LOAD LIMITS AT VARIOUS COLD INFLATION PRESSURES												
	psi	12	14	16	18	20	22	24	26	28	30	32		
	kPa	80	100	110	120	140	150	170	180	190	210	220		
16.9-30	lbs	*3000	*3300	3520	**3740 (6)**	3960	4180	**4400 (8)**	4680	**4940 (10)**				**5520 @ 34 (12) psi**
	kg	*1360	*1500	1600	**1700 (6)**	1800	1900	**2000 (8)**	2120	**2240 (10)**				**2500 @ 230 (12) kPa**
16.9-34	lbs	*3200	*3420	3740	**3960 (6)**	4300	4540	**4680 (8)**	4940	**5200 (10)**				
	kg	*1450	*1550	1700	**1800 (6)**	1950	2060	**2120 (8)**	2240	**2360 (10)**				
16.9-38	lbs	*3300	*3640	3960	**4180 (6)**	4540	4800	**4940 (8)**						
	kg	*1500	*1650	1800	**1900 (6)**	2060	2180	**2240 (8)**						
18.4-16.1	lbs	*2150	*2340	**2540 (6)**	2680	**2910 (8)**	3080	3200	**3300 (10)**					
	kg	*975	*1060	**1150 (6)**	1215	**1320 (8)**	1400	1450	**1500 (10)**					
18.4-26	lbs	*3300	*3640	**3960 (6)**	4180	**4540 (8)**	4800	4940	**5200 (10)**	5520	5680	**5840 (12)**		
	kg	*1500	*1650	**1800 (6)**	1900	**2060 (8)**	2180	2240	**2360 (10)**	2500	2575	**2650 (12)**		
18.4-28	lbs	*3420	*3740	**4080 (6)**	4400	**4680 (8)**	4940	5200	**5360 (10)**	5680	5840	**6150 (12)**		
	kg	*1550	*1700	**1850 (6)**	2000	**2120 (8)**	2240	2360	**2430 (10)**	2575	2650	**2800 (12)**		
18.4-30	lbs	*3520	*3860	**4180 (6)**	4540	**4800 (8)**	5080	5360	**5520 (10)**	5840	6150	**6400 (12)**		
	kg	*1600	*1750	**1900 (6)**	2060	**2180 (8)**	2300	2430	**2500 (10)**	2650	2800	**2900 (12)**		
18.4-34	lbs	*3740	*4180	**4400 (6)**	4800	**5080 (8)**	5360	5680	6000	6150	6400	**6600 (12)**		
	kg	*1700	*1900	**2000 (6)**	2180	**2300 (8)**	2430	2575	2725	2800	2900	**3000 (12)**		
18.4-38	lbs	*3960	*4400	**4680 (6)**	5080	**5360 (8)**	5680	6000	**6400 (10)**	6600	6800	**7150 (12)**		**7600 @ 36 (14) psi**
	kg	*1800	*2000	**2120 (6)**	2300	**2430 (8)**	2575	2725	**2900 (10)**	3000	3075	**3250 (12)**		**3450 @ 250 (14) kPa**
18.4-42	lbs	*4180	*4680	4940	5360	**5680 (8)**	6000	6400	**6600 (10)**	6950	7150	**7400 (12)**		
	kg	*1900	*2120	2240	2430	**2575 (8)**	2725	2900	**3000 (10)**	3150	3250	**3350 (12)**		
18.4-46	lbs	*4400	*4800	5200	5680	6000	6400	6600	6950	7400	7600	7850		**8550 @ 36 (14) psi**
	kg	*2000	*2180	2360	2575	2725	2900	3000	3150	3350	3450	3550		**3450 @ 250 (14) kPa**
20.8-34	lbs	*4540	*4940	5360	**5840 (8)**	6150	**6600 (10)**							
	kg	*2060	*2240	2430	**2650 (8)**	2800	**3000 (10)**							
20.8-38	lbs	*4800	*5360	5680	**6150 (8)**	6600	**6950 (10)**	7150	7600	**7850 (12)**	8250	**8550 (14)**		
	kg	*2180	*2430	2575	**2800 (8)**	3000	**3150 (10)**	3250	3450	**3550 (12)**	3750	**3875 (14)**		
20.8-42	lbs	*5080	*5520	6000	6400	6950	**7400 (10)**	7600	8050	**8550 (12)**	8800	**9100 (14)**		
	kg	*2300	*2500	2725	2900	3150	**3350 (10)**	3450	3650	**3875 (12)**	4000	**4125 (14)**		
23.1-26	lbs	*4800	*5200	**5680 (8)**	6000	**6400 (10)**	6800	**7150 (12)**	7600	**7850 (14)**				
	kg	*2180	*2360	**2575 (8)**	2725	**2900 (10)**	3075	**3250 (12)**	3450	**3550 (14)**				
23.1-30	lbs	*5080	*5520	**6000 (8)**	6400	**6800 (10)**		**7600 (12)**						
	kg	*2300	*2500	**2725 (8)**	2900	**3075 (10)**		**3450 (12)**						
23.1-34	lbs	*5360	*5840	**6400 (8)**	6800	**7400 (10)**								
	kg	*2430	*2650	**2900 (8)**	3075	**3350 (10)**								
24.5-32	lbs	*5840	*6400	6800	7400	**7850 (10)**	8250	**8800 (12)**	9100	**9650 (14)**		**10400 (16)**		
	kg	*2650	*2900	3075	3350	**3550 (10)**	3750	**4000 (12)**	4125	**4375 (14)**		**4725 (16)**		
420/70-24	lbs.	2340	2540	**2760 (6)**	2910	3080	**3300 (8)**	3520	**3640 (10)**					
	kg.	1060	1150	**1250 (6)**	1320	1400	**1500 (8)**	1600	**1650 (10)**					

*Values at these inflation pressures are for determination of dual loads only.

DIAGONAL (BIAS) PLY AGRICULTURAL TRACTOR
DRIVE WHEEL TIRES

TIRES USED AS SINGLES

LOW SECTION HEIGHT

TIRE SIZE	INFLATION	LOAD LIMITS AT VARIOUS COLD INFLATION PRESSURES										
	psi	12	14	16	18	20	22	24	26	28	30	32
	kPa	80	100	110	120	140	150	170	180	190	210	220
17.5L-24	lbs	2600	2830	**3080 (6)**	3300	3520	**3640 (8)**	3860	4080	**4180 (10)**		
	kg	1180	1285	**1400 (6)**	1500	1600	**1650 (8)**	1750	1850	**1900 (10)**		
19.5L-24	lbs	3080	3420	3640	3860	**4180 (8)**	4400	**4680 (10)**	4800	5080	**5200 (12)**	
	kg	1400	1550	1650	1750	**1900 (8)**	2000	**2120 (10)**	2180	2300	**2360 (12)**	
21L-28	lbs	3860	**4180 (6)**	4540	**4800 (8)**	5200	**5560 (10)**	5840	6000	**6150 (12)**	6600	**6800 (14)**
	kg	1750	**1900 (6)**	2060	**2180 (8)**	2360	**2500 (10)**	2650	2725	**2800 (12)**	3000	**3075 (14)**
21.5L-16.1	lbs	**2760 (6)**	3000	3200	**3420 (8)**	3640	**3860 (10)**					
	kg	**1250 (6)**	1360	1450	**1550 (8)**	1650	**1750 (10)**					
24L-26	lbs	**4300 (6)**	**4800**	**5080 (8)**	5520	**5840 (10)**	6150	**6600 (12)**				
	kg	**1950 (6)**	**2180**	**2300 (8)**	2500	**2650 (10)**	2800	**3000 (12)**				
28L-26	lbs	5520	6000	6600	**6950 (10)**	**7400 (12)**	7850	**8250 (14)**	8800	**9100 (16)**		
	kg	2500	2725	3000	**3150 (10)**	**3350 (12)**	3560	**3740 (14)**	4000	**4125 (16)**		
30.5L-32	lbs	**6950 (8)**	7600	**8250 (10)**	8800	**9350 (12)**	**9900 (14)**	10500	**11000 (16)**			
	kg	**3150 (8)**	3450	**3750 (10)**	4000	**4250 (12)**	**4500 (14)**	4750	**5000 (16)**			
35.5L-32	lbs	9350	**10200 (10)**	**11000 (12)**	**11700 (14)**	12800	**13200 (16)**	**13900 (18)**	14800	**15200 (20)**	**16100 (22)**	**16500 (24)**
	kg	4250	**4625 (10)**	**5000 (12)**	**5300 (14)**	5800	**6000 (16)**	**6300 (18)**	6700	**6900 (20)**	**7300 (22)**	**7500 (24)**

METRIC

TIRE SIZE	INFLATION	LOAD LIMITS AT VARIOUS COLD INFLATION PRESSURES													
	psi	23	26	29	32	35	38	41	44	46	49	52	58	61	64
	kPa	160	180	200	220	240	260	280	300	320	340	360	400	420	440
520/85D38	LI	**155**		**158**		**160**		**164**		**167**		**169**	**170**		**173**
	lbs	**8550**	9100	**9350**	9650	**9900**	10500	**11000**	11400	**12000**	12300	**12800**	**13200**	13900	**14300**
	kg	**3875**	4125	**4250**	4375	**4500**	4750	**5000**	5150	**5450**	5600	**5800**	**6000**	6300	**6500**

NOTES:

1. Figures in parentheses denote ply rating for which boldface loads and inflations are maximum.
2. For shipping purposes, tire inflation pressures may be increased to 30 psi (210 kPa). Consult tire manufacturer for minimum tire shipping pressure. Inflation pressure must be reduced to operating inflation before the machine is removed from the carrier.
3. When used as duals, tire loads must be reduced 12%. (Multiply figures in above table at .88.)
4. When used as triples, tire loads must be reduced 18%. Multiply figures in above table by .82.)
5. For R-3 tires used in free rolling service at speeds up to 10 mph (15 km/h), maximum above loads may be increased 50% with a 4 psi (30 kPa) increase in inflation pressure.
6. For R-4 tires in transport service, see Table G, page 201.
7. The above loads are also applicable to equipment, including hillside combines, operating on slopes above 11° (20% grade). Load adjustments below 20 mph (30 km/h) do not apply.
8. For cyclic loading field service, see Table F2 on page 197. For tire sizes not shown, see Note 4 on page 199.
9. For R-1, R-2 and R-3 tires in transport service and operations that do not require sustained high torque, the load limits shown at right at various speeds apply.

FOR RIM AND WHEEL LOAD INFORMATION, SEE IMPORTANT NOTES ON PAGES 227-231.

MAX. SPEED	% CHANGE IN ABOVE LOADS	% CHANGE IN INFL. PRESSURE
Stationary	+200%	30%
10 mph (15 km/h)	+34% (except hillside combines)	None
15 mph (25 km/h)	+22% (except hillside combines)	None
20 mph (30 km/h)	+11%	None
25 mph (40 km/h)	Same As Table	None

TABLE F1

RADIAL PLY AGRICULTURAL DRIVE WHEEL TIRES USED ON AGRICULTURAL HARVESTING EQUIPMENT IN CYCLIC LOADING FIELD SERVICE AND ROAD TRANSPORT (EXCLUDING HILLSIDE COMBINES)

TIRES USED AS SINGLES

BASIC TIRE LOAD RATINGS FOR TIRE SELECTION

TIRE SIZE	BASIC TIRE LOAD INDEX NO.	CYCLIC INFLATION PRESSURE		FIELD SERVICE MAXIMUM CYCLIC LOAD				ROAD TRANSPORT MAXIMUM LOAD MAX. SPEED 25 MPH (40 KM/H)	
				MAX. SPEED 6 MPH (10 KM/H)		MAX. SPEED 10 MPH (15 KM/H)			
		psi	kPa	lbs	kg	lbs	kg	lbs	kg
14.9R26	132	38	260	7480	3390	6820*	3090*	5000	2270
16.9R24	134	30	210	7960	3610	7250*	3290*	5080	2300
16.9R26	135 (2*)	30	210	8150	3700	7450*	3380*	5360	2430
18.4R26	140 (2*)	30	210	9400	4260	8550*	3880*	6400	2900
18.4R38	141 (1*)	24	160	9650	4380	8800*	4000*	6600	3000
	146 (2*)	30	210	11200	5100	10200*	4640*	7600	3450
18.4R42	148 (2*)	30	210	11800	5360	10800*	4880*	8050	3650
20.8R38	147 (1*)	24	160	11600	5240	10500*	4760*	8050	3650
	153 (2*)	30	210	13700	6200	12500*	5660*	9100	4125
20.8R42	155 (2*)	30	210	14500	6600	13300*	6000*	9650	4375
24.5R32	154	24	170	14030	6360	12790*	5800*	9650	4375
30.5LR32	170 (3*)	36	250	22400	10200	20500*	9300*	14800	6700
380/90R46	149	41	280	12200	5540	11100*	5040*	7850	3550
420/80R46	149	35	240	12200	5540	11100*	5040*	7600	3450
	151	44	300	12900	5870	11800*	5350*	8250	3750
	161	70	480	17300	7860	15800*	7170*	11000	5000
420/85R26	138	29	200	8840	4010	8060*	3660*	5680	2575
480/70R28	151	52	360	12900	5860	11800*	5340*	8250	3750
480/70R30	152	58	400	13340	6060	12160*	5530*	8800	4000
480/80R38	149	29	200	12150	5520	11080*	5030*	7850	3550
480/80R42	151	29	200	12900	5870	11800*	5350*	8250	3750
	154	35	240	14000	6350	12800*	5800*	8800	4000
520/85R38	155	29	200	14500	6600	13300*	6000*	9350	5240
520/85R42	157	29	200	15450	7020	14100*	6400*	9900	4500
	165	51	350	19400	8760	17700*	7980*	12300	5600
540/65R30	150	41	280	12580	5700	11470*	5200*	8050	3650
580/85R42	168	44	300	20900	9520	19100*	8680*	13600	6150
600/65R28	147	29	200	11600	5260	10500*	4760*	7850	3550
	154	44	300	14020	6370	12780*	5810*	9350	4250
600/70R28	152	29	200	13340	6060	12160*	5530*	8550	3875
	161	51	350	17300	7860	15800*	7170*	11000	5000
600/70R30	152	29	200	13340	6060	12160*	5530*	8800	4000
	162	52	360	17850	8100	16200*	7360*	12000	5450

*Values at these inflation pressures are for determination of dual loads only.

TABLE F1

RADIAL PLY AGRICULTURAL DRIVE WHEEL TIRES USED ON AGRICULTURAL HARVESTING EQUIPMENT IN CYCLIC LOADING FIELD SERVICE AND ROAD TRANSPORT (EXCLUDING HILLSIDE COMBINES)

TIRES USED AS SINGLES

BASIC TIRE LOAD RATINGS FOR TIRE SELECTION

TIRE SIZE	BASIC TIRE LOAD INDEX NO.	CYCLIC INFLATION PRESSURE		FIELD SERVICE MAXIMUM CYCLIC LOAD				ROAD TRANSPORT MAXIMUM LOAD MAX. SPEED 25 MPH (40 KM/H)	
				MAX. SPEED 6 MPH (10 KM/H)		MAX. SPEED 10 MPH (15 KM/H)			
		psi	kPa	lbs	kg	lbs	kg	lbs	kg
620/70R42	160	29	200	16830	7650	15340*	6970*	11000	5000
	166	41	280	19890	9040	18130*	8240*	12800	5800
650/75R32	167	41	280	20400	9250	18600*	8450*	12800	5800
	172	52	360	23600	10700	21500*	9750*	14800	6700
650/85R38	173	41	280	24300	11050	22150*	10070*	15700	7100
750/65R26	166	44	300	19890	9040	18130*	8240*	13200	6000
800/60R32	175	58	400	25840	11740	23560*	10700*	17100	7770
800/65R32	167	29	200	20400	9250	18600*	8450*	12800	5800
	172	41	280	23600	10700	21500*	9750*	15200	6900
800/70R38	173	29	200	24300	11050	22150*	10070*	15700	7100
	181	52	360	30940	14060	28210*	12800*	20900	9500
900/60R32	176	41	280	26700	12100	24300*	11000*	17100	7750
900/65R32	178	44	300	28050	12750	25570*	11620*	19300	8770
900/75R32	184	44	300	33660	15300	30690*	13950*	22700	10300

NOTES:

1. For tires used in dual service, above tire load limits must be reduced. Multiply figures in the above table by .88.
2. The load ratings in the above table reflect a different operating duty cycle when compared with agricultural tractors. This cyclic service is intended for use on a vehicle with a minimal requirement for torque transmission and with appreciable total weight fluctuations: e.g., combine grain tanks, which are repeatedly filled and emptied. Unloading is to occur before off-field transport.
3. For intermediate inflation pressures and for tires not shown, the field service loads in Tables A and B (pages 155-179) may be increased by 70% for 6 mph (10 km/h) applications and 55% for 10 mph (15 km/h) applications with an increase in inflation pressure of up to 25% with a minimum of +6 psi (+40 kPa) and a maximum of +12 psi (+80 kPa).
4. Due to higher inflation pressures specified for these tires, the tire and wheel manufacturer must be consulted.
5. The above field service cyclic loads only apply to vehicles that operate up to an 11° slope (20% grade). For operations on slopes greater than 11° (20% grade), loads in Tables A and B shall be used.

*6. **For tires used on grain carts, the field service loads in Tables A and B may be increased by 55% for 15 mph (25 km/h), up to 1 mile (1.61 km), with an increase in inflation pressure of up to 25% with a minimum of +6 psi (+40 kPa) and a maximum of +12 psi (+80 kPa).**

FOR RIM AND WHEEL LOAD INFORMATION, SEE IMPORTANT NOTES ON PAGES 227-231.

TABLE F2

IF CFO RADIAL PLY AGRICULTURAL DRIVE WHEEL TIRES USED ON AGRICULTURAL HARVESTING EQUIPMENT IN CYCLIC LOADING FIELD SERVICE AND ROAD TRANSPORT (EXCLUDING HILLSIDE COMBINES)

TIRES USED AS SINGLES

TIRE TYPE NOMENCLATURE	
TRA	**TIRE TYPE**
R-1	Drive Wheel, Regular Tread
R-2	Cane & Rice, Drive Wheel, Deep Tread
R-3	Drive Wheel, Shallow Tread
R-4	Industrial Tractor, Drive Wheel, Intermediate Tread

BASIC TIRE LOAD RATINGS FOR TIRE SELECTION

TIRE SIZE	BASIC TIRE LOAD INDEX NO.	CYCLIC INFLATION PRESSURE		FIELD SERVICE MAXIMUM CYCLIC LOAD				ROAD TRANSPORT MAXIMUM LOAD MAX. SPEED 25 MPH (40 KM/H)	
				MAX. SPEED 6 MPH (10 KM/H)		MAX. SPEED 10 MPH (15 KM/H)			
		psi	kPa	lbs	kg	lbs	kg	lbs	kg
IF580/85R42CFO	178	41	280	25600	11600	21500	9750	16500	7500
IF710/70R42CFO	179	35	240	26500	12000	22200	10100	17100	7750
IF900/60R32CFO	188	46	320	28600	13000	34100	15500	22000	10000
IF900/75R32CFO	178	17	120	25600	11600	21500	9750	16500	7500
IF900/65R32CFO	191	46	320	37200	16900	31200	14200	24000	10900

NOTES:

1. For tires used in dual service, above tire load limits must be reduced. Multiply figures in the above table by .88.
2. The load ratings in the above table reflect a different operating duty cycle when compared with agricultural tractors. This cyclic service is intended for use on a vehicle with a minimal requirement for torque transmission and with appreciable total weight fluctuations: e.g., combine grain tanks, which are repeatedly filled and emptied. Unloading is to occur before off-field transport.
3. For intermediate inflation pressures and for tires not shown with the CFO suffix, the field service loads in Table C (pages 180-190) may be increased by 55% for 10 mph (15 km/h) or slower applications and 30% for greater than 10 mph (15 km/h) up to 20 mph (30 km/h) applications for a given inflation pressure.
4. Due to higher inflation pressures specified for these tires, the tire and wheel manufacturer must be consulted.
5. The above field service cyclic loads only apply to vehicles, that operate up to an 11° (20%) lateral slope. For operations on slopes greater than 11° (20%) lateral slope, loads in Table C (pages 180-190) shall be used.
6. **For tires used on grain carts, the field service loads in Table C (pages 180-190) may be increased by 55% for speeds up to 20 mph (30 km/h) and distances up to 1 mile (1.61 km) with no increase in inflation pressure.**

FOR RIM AND WHEEL LOAD INFORMATION, SEE IMPORTANT NOTES ON PAGES 227-231.

TABLE F3

DIAGONAL (BIAS) PLY AGRICULTURAL DRIVE WHEEL TIRES USED ON AGRICULTURAL HARVESTING EQUIPMENT IN CYCLIC LOADING FIELD SERVICE AND ROAD TRANSPORT (EXCLUDING HILLSIDE COMBINES)

TIRES USED AS SINGLES

BASIC TIRE LOAD RATINGS FOR TIRE SELECTION

TIRE SIZE	BASIC TIRE LOAD INDEX NO.	CYCLIC INFLATION PRESSURE		FIELD SERVICE MAXIMUM CYCLIC LOAD				ROAD TRANSPORT MAXIMUM LOAD MAX. SPEED 25 MPH (40 KM/H)	
				MAX. SPEED 6 MPH (10 KM/H)		MAX. SPEED 10 MPH (15 KM/H)			
		psi	kPa	lbs	kg	lbs	kg	lbs	kg
14.9-24	6	26	180	5620	2540	5100*	2310*	3520	1600
	8	34	230	6600	3000	5980*	2710*	4080	1850
	12	50	340	8200	3740	7500*	3400*	5080	2300
14.9-26	6	26	180	5760	2610	5240*	2380*	3640	1650
	10	42	290	7650	3480	6950*	3160*	4800	2180
16.9-26	6	24	170	6600	3000	5980*	2710*	4180	1900
	10	36	250	8500	3860	7700*	3500*	5360	2430
16.9-30	6	24	170	7000	3180	6350*	2890*	4400	2000
	10	36	250	9250	4200	8400*	3820*	5680	2575
	14	52	360	11200	5080	10200*	4620*	6950	3150
18.4-26	6	20	140	7400	3360	6750*	3060*	4540	2060
	10	34	230	9700	4420	8850*	4020*	6150	2800
	12	42	290	10600	4820	9650*	4390*	—	—
18.4-30	6	20	140	7800	3540	7100*	3220*	4800	2180
	8	26	180	9000	4080	8150*	3700*	5520	2500
	10	34	230	10300	4680	9400*	4260*	6600	3000
18.4-38	8	26	180	10000	4540	9100*	4130*	6400	2900
	10	34	230	12000	5440	10900*	4940*	7400	3350
	12	42	290	13400	6050	12200*	5540*	8250	3750
	14	46	320	14200	6450	12900*	5860*	8800	4000
18.4-42	10	34	230	12300	5620	11200*	5100*	7850	3550
	14	44	300	15100	6850	13700*	6200*	9100	4125
20.8-38	8	24	170	11500	5220	10500*	4760*	7150	3250
	10	28	190	13000	5900	11800*	5360*	7850	3550
	14	42	290	16000	7250	14500*	6600*	10200	4625
520/85D38	173LI	76	530	26740	12150	24300*	11050*	15700	7100
20.8-42	10	28	190	13800	6250	12600*	5700*	8250	3750
	14	42	290	17000	7700	15500*	7050*	10700	4875
23.1-26	8	22	150	10600	4820	9650*	4380*	6800	3075
	10	26	180	12000	5440	10900*	4840*	7600	3450
	12	32	220	13400	6100	12200*	5520*	8550	3875
	14	36	250	14700	6650	13300*	6050*	9100	4125

*For tires used on grain carts, the field service loads in Table E (pages 191-194) may be increased by 70% for 15 mph (25 km/h), up to 1 mile (1.61 km), with a 30% increase in inflation pressure.

TABLE F3

DIAGONAL (BIAS) PLY AGRICULTURAL DRIVE WHEEL TIRES USED ON AGRICULTURAL HARVESTING EQUIPMENT IN CYCLIC LOADING FIELD SERVICE AND ROAD TRANSPORT (EXCLUDING HILLSIDE COMBINES)

TIRES USED AS SINGLES

BASIC TIRE LOAD RATINGS FOR TIRE SELECTION

TIRE SIZE DESIGNATION	PLY RATING	INFLATION PRESSURE		FIELD SERVICE MAXIMUM CYCLIC LOAD				ROAD TRANSPORT MAXIMUM LOAD MAX. SPEED 25 MPH (40 KM/H)	
				MAX. SPEED 6 MPH (10 KM/H)		MAX. SPEED 10 MPH (15 KM/H)			
		psi	kPa	lbs	kg	lbs	kg	lbs	kg
24.5-32	10	26	180	14700	6650	13300*	6050*	9100	4125
	12	32	220	16500	7500	15000*	6800*	10200	4625
	16	40	270	18500	8420	16830*	7650*	11700	5300
28L-26	10	24	170	13000	5900	11800*	5360*	8250	3750
	12	26	180	13800	6250	12600*	5700*	8800	4000
	14	32	220	15300	7010	14000*	6380*	9900	4500
	16	38	260	17000	7710	15500*	7010*	11000	5000
30.5L-32	12	26	180	17500	7950	15900*	7250*	11000	5000
	14	28	190	18500	8400	16800*	7600*	11400	5150
	16	34	230	20600	9350	18700*	8500*	12800	5800
VA35.5L-32	12	20	140	20600	9350	18700*	8500*	12800	5800
	20	36	250	28400	12900	25900*	11700*	17600	8000
DH35.5L-32	16	28	190	24700	11200	22400*	10200*	15200	6900

NOTES:

1. For tires used in dual service, above tire load limits must be reduced. Multiply figures in the above table by .88.
2. The load ratings in the above table reflect a different operating duty cycle when compared with agricultural tractors. This cyclic service is intended for use on a vehicle with a minimal requirement for torque transmission and with appreciable total weight fluctuations: e.g., combine grain tanks, which are repeatedly filled and emptied. Unloading is to occur before off-field transport.
3. For log-skidder tires with the same size and ply rating, the above cyclic and road transport loads can be applied.
4. For intermediate inflation pressures and for tires not shown, the field service loads in Table E (pages 191-194) may be increased by 87% for 6 mph (10 km/h) applications and 70% for 10 mph (15 km/h) applications with a 30% increase in inflation pressure. Consult tire manufacturer for loads and pressures not shown for transport service.
5. The above road transport loads apply to all speeds up to and including 25 mph (40 km/h).
6. Due to the higher inflation pressures specified for these tires, the tire and wheel manufacturer must be consulted.
7. The above field service cyclic loads only apply to vehicles that operate up to an 11° slope (20% grade). For operations on slopes greater than 11° (20% grade), loads in Table E shall be used.

*8. **For tires used on grain carts, the field service loads in Table E may be increased by 70% for 15 mph (25 km/h), up to 1 mile (1.61 km), with a 30% increase in inflation pressure.**

FOR RIM AND WHEEL LOAD INFORMATION, SEE IMPORTANT NOTES ON PAGES 227-231.

TABLE F4

VF CFO RADIAL PLY AGRICULTURAL DRIVE WHEEL TIRES USED ON AGRICULTURAL HARVESTING EQUIPMENT IN CYCLIC LOADING FIELD SERVICE AND ROAD TRANSPORT (EXCLUDING HILLSIDE COMBINES)

TIRES USED AS SINGLES

TIRE TYPE NOMENCLATURE	
TRA	**TIRE TYPE**
R-1	Drive Wheel, Regular Tread
R-2	Cane & Rice, Drive Wheel, Deep Tread
R-3	Drive Wheel, Shallow Tread
R-4	Industrial Tractor, Drive Wheel, Intermediate Tread

BASIC TIRE LOAD RATINGS FOR TIRE SELECTION

TIRE SIZE	BASIC TIRE LOAD INDEX NO.	CYCLIC INFLATION PRESSURE		FIELD SERVICE MAXIMUM CYCLIC LOAD				ROAD TRANSPORT MAXIMUM LOAD MAX. SPEED 25 MPH (40 KM/H)	
				MAX. SPEED 6 MPH (10 KM/H)		MAX. SPEED 10 MPH (15 KM/H)			
		psi	kPa	lbs	kg	lbs	kg	lbs	kg
VF600/70R28CFO	173	41	280	18600	8450	15600	7100	14300	6500

TABLE G

DIAGONAL (BIAS) PLY AGRICULTURAL R-4 DRIVE WHEEL TIRES USED ON INDUSTRIAL TRACTORS

TIRES USED AS SINGLES WITHOUT SUSTAINED HIGH TORQUE

TIRE TYPE NOMENCLATURE		MAX. SPEED
		SPEED INDEX
TRA	TIRE TYPE	A8
R-4	Industrial Tractor, Drive Wheel, Intermediate Tread	25 mph

BASIC TIRE LOAD RATINGS FOR TIRE SELECTION

TIRE SIZE	INFLATION	LOAD LIMITS AT VARIOUS COLD INFLATION PRESSURES									
	psi	18	20	22	24	26	28	30	32		
	kPa	120	140	150	170	180	190	210	220		
14.9-24	lbs	3520	3740	4080	**4300 (6)**	4540	4800	**5080 (8)**	5200	**6400 (12) @ 42 psi**	
	kg	1600	1700	1850	**1950 (6)**	2060	2180	**2300 (8)**	2360	**2900 (12) @ 280 kPa**	
420/70-24	lbs		3640	**3960 (6)**	4180	4540	**4800 (8)**	5080	**5200 (10)**		
	kg		1650	**1800 (6)**	1900	2060	**2180 (8)**	2300	**2360 (10)**		
14.9-28	lbs	3740	4080	4300	**4680 (6)**	4940	5080	**5360 (8)**	5680	**6150 (10) @ 36 psi**	
	kg	1700	1850	1950	**2120 (6)**	2240	2300	**2430 (8)**	2575	**2800 (10) @ 250 kPa**	
16.9-24	lbs		4680	**4940 (6)**	5200	5520	**5840 (8)**	6150	**6400 (10)**	**7150 (12) @ 38 psi**	
	kg		2120	**2240 (6)**	2360	2500	**2650 (8)**	2800	**2900 (10)**	**3250 (12) @ 260 kPa**	
16.9-28	lbs		4940	**5200 (6)**	5680	6000	**6150 (8)**	6600	**6800 (10)**	**7600 (12) @ 38 psi**	
	kg		2240	**2360 (6)**	2575	2725	**2800 (8)**	3000	**3075 (10)**	**3450 (12) @260 kPa**	
18.4-28	lbs		**5840 (6)**	6400	**6800 (8)**	7150	7400	**7850 (10)**	8250	**8800 (12) @ 36 psi**	
	kg		**2650 (6)**	2900	**3075 (8)**	3250	3350	**3550 (10)**	3750	**4000 (12) @ 250 kPa**	
17.5L-24	lbs		**4400 (6)**	4680	5080	**5360 (8)**	5520	5840	**6150 (10)**		
	kg		**2000 (6)**	2120	2300	**2430 (8)**	2500	2650	**2800 (10)**		
19.5L-24	lbs		5200	5680	**6000 (8)**	6400	**6600 (10)**	6950	7400	**7600 (12) @ 34 psi**	
	kg		2360	2575	**2725 (8)**	2900	**3000 (10)**	3150	3350	**3450 (12) @ 230 kPa**	
21L-24	lbs		6150	6600	6950	**7400 (10)**	7850	8050	**8550 (12)**	**9900 (16) @ 40 psi**	**10500 (18) @ 44 psi**
	kg		2800	3000	3150	**3350 (10)**	3550	3650	**3875 (12)**	**4500 (16) @ 280 kPa**	**4750 (18) @ 300 kPa**
21L-28	lbs		6600	**6950 (8)**	7400	**7850 (10)**	8250	**8550**	**8800 (12)**	**9900 (14) @ 36 psi**	
	kg		3000	**3150 (8)**	3350	**3550 (10)**	3750	**3875**	**4000 (12)**	**4500 (14) @ 250 kPa**	

NOTES:

1. Figures in parentheses denote ply rating for which boldface loads and inflations are maximum.
2. Above loads and inflation pressures are transport service.
3. For field or other usage, refer to Table E on pages 191-194.
4. The load limits shown at right at various speeds apply with no change in inflation pressure.
5. For cyclic loading service, see Table F2 on page 197.

FOR RIM AND WHEEL LOAD INFORMATION, SEE IMPORTANT NOTES ON PAGES 227-231.

	% CHANGE IN LOADS	
MAX. SPEED	REGULAR APPLICATION	CYCLIC* APPLICATION
Stationary	+130%	+130%%
2.5 mph (5 km/h)	+45%	+67%
5 mph (10 km/h)	+25%	+50%
10 mph (15 km/h)	+13%	+34
15 mph (25 km/h)	+9%	–
20 mph (30 km/h)	+4%	–
25 mph (40 km/h)	Same As Table	–
30 mph (50 km/h)	-9%	–

*Cyclic applications include the normal usages of loader, log stackers, etc. The minimum load must not exceed 60% of the maximum rated tire load.

- Maximum one-way haul distance 500 feet (150 meters).
- Vehicle is operating over unimproved but generally level terrain.
- Consult the rim/wheel manufacturer for confirmation of the strength of the rim/wheel for the intended service.

TABLE H

HIGH FLOTATION TIRES USED IN AGRICULTURAL, LOGGING AND OFF-THE-ROAD SERVICE

TIRE TYPE NOMENCLATURE		MAX. SPEED SPEED INDEX
TRA	TIRE TYPE	B
HF-1	Shallow Tread	25 mph
HF-2	Regular Lug Tread	25 mph
HF-3	Deep Lug Tread	25 mph
HF-4	Extra Deep Lug Tread	25 mph

TIRE SIZE	INFLATION	LOAD LIMITS AT VARIOUS COLD INFLATION PRESSURES								
	psi	10	15	20	25	30	35	40	45	50
	kPa	70	100	140	170	210	240	280	310	340
42x25.00-20	lbs	1980	2540	3000	3420	**3740 (8)**	**4180 (10)**	4400	**4800 (12)**	
	kg	900	1150	1360	1500	**1700 (8)**	**1900 (10)**	2000	**2180 (12)**	
48x25.00-20	lbs	3000	3740	**4400 (6)**	5080	**5680 (8)**	**6150 (10)**	6600	**7150 (12)**	**7600 (14)**
	kg	1360	1700	**2000 (6)**	2300	**2575 (8)**	**2800 (10)**	3000	**3250 (12)**	**3450 (14)**
800/50-25 (54x31.00-25)	lbs	3740	4680	5520	6400	7150	**7850 (12)**			
	kg	1700	2120	2500	2900	3250	**3550 (12)**			
48x31.00-20	lbs	3080	3960	**4680 (6)**	**5360 (8)**	**5840 (10)**	6400	**6950 (12)**	**7400 (14)**	
	kg	1400	1800	**2120 (6)**	**2430 (8)**	**2650 (10)**	2900	**3150 (12)**	**3350 (14)**	
54x37.00-25	lbs	3960	**5080 (6)**	6000	6800	7600	**8250 (12)**		**10700 (20) @ 55 psi**	
	kg	1800	**2300 (6)**	2725	3075	3450	**3750 (12)**		**4875 (20) @ 380 kPa**	
57x31.00-26	lbs	4180	5360	**6150 (6)**						
	kg	1900	2430	**2800 (6)**						
66x43.00-25	lbs	5840	**7400 (6)**	**8800 (8)**	**9900 (10)**	**11000 (12)**	**12300 (14)**	**13200 (16)**	13900	**14800 (20)**
	kg	2650	**3350 (6)**	**4000 (8)**	**4500 (10)**	**5000 (12)**	**5600 (14)**	**6000 (16)**	6300	**6725 (20)**
66x43.00-26	lbs	5840	**7400 (6)**	**8800 (8)**	**9900 (10)**	**11000 (12)**	**12000 (14)**			
	kg	2650	**3350 (6)**	**4000 (8)**	**4500 (10)**	**5000 (12)**	**5450 (14)**			
66x44.00-25	lbs	6000	**7600 (6)**	9100	**10200 (10)**	11400	12800	**13600 (16)**	**14300 (20)**	
	kg	2725	**3450 (6)**	4125	**4625 (10)**	5150	5800	**6150 (16)**	**6500 (20)**	
67x34.00-25	lbs	5840	7400	8800	**10200 (8)**	**11400 (10)**	**12300 (12)**	**13200 (14)**		
	kg	2650	3350	4000	**4325 (8)**	**5150 (10)**	**5600 (12)**	**6000 (14)**		
67x34.00-26	lbs	5840	7400	8800	**9900 (8)**	**11000 (10)**	**12000 (12)**	**13200 (14)**		
	kg	2650	3350	4000	**4500 (8)**	**5000 (10)**	**5450 (12)**	**6000 (14)**		
68x50.00-32	lbs	5840	**7400 (6)**	**8800 (8)**	**9900 (12)**	11000	**12300 (16)**		**16100 (24) @ 55 psi**	
	kg	2650	**3350 (6)**	**4000 (8)**	**4500 (12)**	5000	**5600 (16)**		**7300 (24) @ 380 kPa**	
VA73x44.00-32	lbs	6800	8550	10200	11700	**12800 (12)**	14300	**15200 (16)**		
	kg	3075	3875	4625	5300	**5800 (12)**	6500	**6900 (16)**		

TABLE H

HIGH FLOTATION TIRES USED IN AGRICULTURAL, LOGGING AND OFF-THE-ROAD SERVICE

TIRE SIZE	INFLATION	LOAD LIMITS AT VARIOUS COLD INFLATION PRESSURES								
	psi	10	15	20	25	30	35	40	45	50
	kPa	70	100	140	170	210	240	280	310	340
DH73x44.00-32	lbs	6800	8550	10200	11700	**12800 (12)**	14300	**15200 (16)**		
	kg	3075	3875	4625	5300	**5800 (12)**	6500	**6900 (16)**		
76x50.00-32	lbs	7850	9900	11700	13200	14800	**16100 (16)**	17600	**18700 (20)**	
	kg	3550	4500	5300	6000	6700	**7300 (16)**	8000	**8500 (20)**	
78x45.00-32	lbs	8050	10200	12000	**13600 (10)**	15200	16500	**18200 (16)**		
	kg	3650	4325	5450	**6150 (10)**	6900	7500	**8250 (16)**		

FERTILIZER TRUCKS WITH HIGH TORQUE (E.G. WITH INJECTORS)			
CYCLIC EMPTY-TO-FULL PERCENTAGE	MAXIMUM SPEED	CHANGE IN LOADS	CHANGE IN COLD INFLATION PRESSURE
50%	10 mph (15 km/h)	+85%	+5 psi (35 kPa)
50%	15 mph (25 km/h)	+70%	+5 psi (35 kPa)
50%	20 mph (30 km/h)	+50%	+5 psi (35 kPa)
COMBINES & FERTILIZER WITHOUT HIGH TORQUE			
60%	6 mph (10 km/h)	+100%	+5 psi (35 kPa)
60%	10 mph (15 km/h)	+85%	+5 psi (35 kPa)
60%	15 mph (25 km/h)	+70%	+5 psi (35 kPa)
60%	20 mph (30 km/h)	+50%	+5 psi (35 kPa)

MAX. SPEED	% CHANGE IN 30 MPH (50 KM/H) LOADS
Stationary	+165%
*Creep	+100%
5 mph (10 km/h)	+58%
10 mph (15 km/h)	+32%
20 mph (30 km/h)	+12%

*Creep speed is a travel rate of not more than 200 feet (61 meters) in a 30-minute period.

NOTES:

1. Figures in parentheses in the first table denote ply rating for which loads and inflation pressures are maximum.
2. For operations at other speeds with no change in inflation pressure, inflations above may be changed as shown at right.
3. Figures in the chart apply to loads and inflation pressures in Table H. For cyclic loading service see Table F2 on page 197. For cycle loading operations where loads increase or decrease, the empty vehicle load per tire must be less than the percentage of the fully laden tire load shown in the chart above. Maximum load may not be carried for more than 1 mile (1.6 km) before unloading operation begins. This load increase applies to vehicles that operate up to an 11° slope (20% grade).

FOR RIM AND WHEEL LOAD INFORMATION, SEE IMPORTANT NOTES ON PAGES 227-231.

TABLE H1

HIGH FLOTATION TIRES
USED IN LOGGING SERVICE

TIRE TYPE NOMENCLATURE		MAX. SPEED SPEED INDEX
TRA	TIRE TYPE	A2
HF-1	Shallow Tread	5 mph
HF-2	Regular Lug Tread	5 mph
HF-3	Deep Lug Tread	5 mph
HF-4	Extra Deep Lug Tread	5 mph

BASIC TIRE LOAD RATINGS FOR TIRE SELECTIONS

TIRE SIZE	INFLATION	LOAD LIMITS AT VARIOUS COLD INFLATION PRESSURES				
	psi	35	40	45	50	55
	kPa	240	280	310	340	380
54x37.00-25	lbs	13200 (12)				17100 (20)
	kg	5900 (12)				7700 (20)
66x43.00-25	lbs	19300 (14)			23400 (20)	
	kg	8800 (14)			10600 (20)	
66x43.00-26	lbs	19000 (14)				
	kg	8650 (14)				
67x34.00-25	lbs		20900 (14)			
	kg		9500 (14)			
67x34.00-26	lbs		20900 (14)			
	kg		9500 (14)			
68x50.00-32	lbs	19400 (16)				
	kg	8800 (16)				
DH73x44.00-32	lbs		24000 (16)		27600 (20)	
	kg		10900 (16)		12520 (20)	
76x50.00-32	lbs	25400 (16)				
	kg	11500 (16)				

NOTES:
1. Figures in parentheses denote ply rating for which loads and inflation pressures are maximum.

FOR RIM AND WHEEL LOAD INFORMATION, SEE IMPORTANT NOTES ON PAGES 227-231.

TABLE I

DIAGONAL (BIAS) PLY LOG SKIDDER DRIVE WHEEL TIRES USED IN LOGGING OR FORESTRY SERVICE OTHER THAN ON CABLE OR GRAPPLE SKIDDERS

TIRES USED AS SINGLES

TIRE TYPE NOMENCLATURE		MAX. SPEED
		SPEED INDEX
TRA	TIRE TYPE	A6
LS-2	Intermediate Tread	20 mph
LS-3	Deep Tread	20 mph

BASIC TIRE LOAD RATINGS FOR TIRE SELECTIONS

TIRE SIZE	INFLATION	LOAD LIMITS AT VARIOUS COLD INFLATION PRESSURES				
	psi	20	25	30	35	40
	kPa	140	170	210	240	280
16.9-30	lbs	4400	5080	**5680 (10)**	6150	**6600 (14)**
	kg	2000	2300	**2575 (10)**	2800	**3000 (14)**
18.4-26	lbs	4940	**5680 (10)**	**6400 (12)**		
	kg	2240	**2575 (10)**	**2900 (12)**		
18.4-30	lbs	5360	6000	**6800 (12)**		
	kg	2430	2725	**3075 (12)**		
18.4-34	lbs	5680	**6400 (10)**			
	kg	2575	**2900 (10)**			
23.1-26	lbs	**7150 (10)**	8250	**9100 (14)**	**9900 (16)**	**10700 (20)**
	kg	**3250 (10)**	3750	**4125 (14)**	**4500 (16)**	**4875 (20)**
24.5-32	lbs	8800	**9900 (12)**	**11000 (16)**	**12000 (18)**	
	kg	4000	**4500 (12)**	**5000 (16)**	**5450 (18)**	
LOW SECTION HEIGHT						
28L-26	lbs	**8250 (12)**	**9350 (14)**	**10500 (16)**		
	kg	**3750 (12)**	**4250 (14)**	**4750 (16)**		
30.5L-32	lbs	**10500 (12)**	**11700 (16)**	**13200 (20)**	14300	**15700 (26)**
	kg	**4750 (12)**	**5300 (16)**	**6000 (20)**	6500	**7100 (26)**
DH35.5L-32	lbs	**13900 (16)**	**16100 (20)**	**17600 (24)**		
	kg	**6300 (16)**	**7300 (20)**	**8000 (24)**		

NOTES:

1. Figures in parentheses denote ply rating for which boldface loads and inflations are maximum.
2. For shipping purposes, tire inflation pressures may be increased to 30 psi (210 kPa). Consult tire manufacturer for minimum tire shipping pressure. This higher inflation pressure must be reduced to operating inflation pressure BEFORE the skidder is removed from the carrier.
3. "Tire Load Limit" for log skidders is defined as the maximum load for an individual tire due to the total radial forces imposed on the tire DURING OPERATION. This maximum load includes total vehicle weight with accessories plus load increases caused by log winching or grappling loads and weight transfers.
4. For grapple and cable skidders, refer to Table J on page 206.
5. For load and carry type of logging operations such as loaders equipped with log forks and feller-bunchers with maximum speed of 5 mph (10 km/h), above tire load limits may be increased 50% (with 5 psi (35 kPa) increase in inflation pressure). Maximum length of carry is 500 feet (150 meters).
6. When used as duals, tire loads and tangential pull values must be reduced. Multiply figures in table by .88.
7. Consult rim and wheel manufacturer for rims for this type of service.
8. For transport service and operations that do not require sustained high torque, the load limits shown below at various speeds apply.

FOR RIM AND WHEEL LOAD **INFORMATION**, SEE IMPORTANT NOTES ON PAGES 227-231.

MAX. SPEED	% CHANGE IN ABOVE LOADS	CHANGE IN INFL. PRESSURE
Stationary	+170%	+5 psi (35 kPa)
10 mph (15 km/h)	+20%	None
15 mph (25 km/h)	+10%	None
20 mph (30 km/h)	Same As Table	None
25 mph (40 km/h)	-10%	None

TABLE J

DIAGONAL (BIAS) PLY LOG SKIDDER DRIVE WHEEL TIRES USED ON CABLE OR GRAPPLE SKIDDERS

TIRES USED AS SINGLES

TIRE TYPE NOMENCLATURE		MAX. SPEED SPEED INDEX
TRA	TIRE TYPE	A2
LS-2	Immediate Tread	5 mph
LS-3	Deep Tread	5 mph

BASIC TIRE LOAD RATINGS FOR TIRE SELECTIONS

TIRE SIZE	INFLATION	LOAD LIMITS AT VARIOUS COLD INFLATION PRESSURES					
	psi	25	30	35	40	45	55
	kPa	170	210	240	*275/280	310	380
16.9-30	lbs	6150	7150	**8050 (10)**	8550	**9350 (14)**	
	kg	2800	3250	**3650 153**	**3875**	**4250 (158)**	
18.4-26	lbs	6950	**8050 (10)**	**9100 (12)**			
	kg	3150	**3650 (153)**	**4125 157**			
18.4-30	lbs	7600	8550	**9650 (12)**			
	kg	3450	83875	**4375 (159)**			
18.4-34	lbs	8050	**9100 (10)**				
	kg	3650	**4125 (157)**				
23.1-26	lbs	**9900 (10)**	11700	**12800 (14)**	**13900** (16)	**15200 (20)**	
	kg	**4500 (160)**	5300	**5800 169**	**6300** 172	**6900 (175)**	
24.5-32	lbs	12300	**13900 (12)**	**15200 (16)**	**17100** (18)		
	kg	5600	**6300 (172)**	**6900 (175)**	**7750** 179		
LOW SECTION HEIGHT							
28L-26	lbs	**11700 (12)**	**13200 (14)**	**14800 (16)**	**16100 (20)**		
	lbs	**5300 (166)**	**6000 (170)**	**6700 174**	**7300 (177)**		
30.5L-32	kg	**14800 (12)**	**16500 (16)**	**18700 (20)**	19800	**22000 (26)**	**24700 (32)**
	lbs	**6700 (174)**	**7500 178**	**8500 (182)**	9000	**10000 (188)**	**11200 (192)**
DH35.5L-32	kg	**19800 (16)**	**22700 (20)**	24700	**26800 (26)**	**29100 (30)**	
	kg	**9000 (184)**	**10300 (189)**	11200	**12150 (195)**	**13200 (198)**	

*The Tire and Rim Association has adopted an official conversion equivalency for kPa for psi values. The first number reflects the official conversion, and the second number reflects the previous value. Both values are acceptable.

NOTES:

1. Figures in parentheses denote ply rating for which boldface loads and inflations are maximum. Numbers below ply ratings are load index numbers.
2. Above inflation pressure are minimum for loads shown.
3. For shipping purposes, tire inflation pressures may be increased to 30 psi (210 kPa). Inflation pressure must be adjusted to correct operating inflation pressure BEFORE skidder is removed from carrier. Consult tire manufacturer for minimum tire shipping pressure.
4. "Tire Load Limit" for log skidders is defined as the maximum load for an individual tire due to the total radial forces imposed on the tire DURING operation. This maximum load includes total vehicle weight with accessories, plus load increases due to log winching or grappling loads and weight transfer.
5. The above table applies only to log skidder tires used on cable or grapple skidders with a maximum speed of **5 mph (10 km/h)**. To use on other types of logging or forestry equipment or at speeds greater than 5 mph (10 km/h), refer to Table I on page205.
6. When used as duals, tire loads must be reduced. Multiply figures in table by .88.
7. Consult rim and wheel manufacturer for rims for this type of service.

FOR RIM AND WHEEL LOAD INFORMATION, SEE IMPORTANT NOTES ON PAGES 227-231.

TABLE K

METRIC FORESTRY TIRES USED IN AGRICULTURAL, LOGGING AND OFF-THE-ROAD SERVICE

TIRE TYPE NOMENCLATURE		MAX. SPEED SYMBOL
		SPEED INDEX
TRA	TIRE TYPE	A6
LS-2	Immediate Tread	5 mph
LS-3	Deep Tread	5 mph

LOW TORQUE LOADS – MAXIMUM SPEED: 5 MPH (10 KM/H)

TIRE SIZE	INFLATION	LOAD LIMITS AT VARIOUS COLD INFLATION PRESSURES					
	psi	12	23	35	46	58	73
	kPa	80	160	240	320	400	500
600/55B26.5	lbs	4300	6800	8550	10200	**12000 (20)**	
	kg	1950	3075	3875	4625	**5450 (20)**	
700/50B26.5	lbs	4940	7850	10200	12000	**14300 (20)**	
	kg	2240	3550	4625	5450	**6500 (20)**	
710/45B26.5	lbs	4800	7400	9350	11000	13200	**15200 (20)**
	kg	2180	3350	4250	5000	6000	**6900 (20)**
750/55B26.5	lbs	6000	9650	12300	14300	17600	**19800 (20)**
	kg	2725	4375	5600	6500	8000	**9000 (20)**
600/65B34	lbs	5520	8800	**11000 (14)**			
	kg	2500	4000	**5000 (14)**			
700/55B34	lbs	6000	9650	**12000 (14)**			
	kg	2725	4375	**5450 (14)**			

TRANSPORT LOADS – MAXIMUM SPEED: 25 MPH (40 KM/H)
HIGH TORQUE LOADS – MAXIMUM SPEED: 5 MPH (10 KM/H)

TIRE SIZE	INFLATION	LOAD LIMITS AT VARIOUS COLD INFLATION PRESSURES					
	psi	12	23	35	46	58	73
	kPa	80	160	240	320	400	500
600/55B26.5	lbs	3520	5520	6950	8250	**9900 (20)**	
	kg	1600	2500	3150	3750	**4500 (20)**	
700/50B26.5	lbs	4080	6400	8250	9650	**11700 (20)**	
	kg	1850	2900	3750	4375	**5300 (20)**	
710/45B26.5	lbs	3860	6000	7600	9100	10700	**12300 (20)**
	kg	1750	2725	3450	4125	4875	**5600 (20)**
750/55B26.5	lbs	4940	7850	9900	11700	14300	**16100 (20)**
	kg	2240	3550	4500	5300	6500	**7300 (20)**
600/65B34	lbs	4540	7150	**9100 (14)**			
	kg	2060	3250	**4125 (14)**			
700/55B34	lbs	4940	7850	**9900 (14)**			
	kg	2240	3550	**4500 (14)**			

NOTES:

1. Figures in parentheses denote ply rating for which boldface loads and inflations are maximum.

FOR RIM AND WHEEL LOAD INFORMATION, SEE IMPORTANT NOTES ON PAGES 227-231.

TABLE L

DIAGONAL (BIAS) PLY AGRICULTURAL TRACTOR STEERING WHEEL TIRES USED IN FIELD SERVICE (INCLUDING HILLSIDE COMBINES)

TIRE TYPE NOMENCLATURE		MAX. SPEED SPEED INDEX
TRA	TIRE TYPE	A8
F-1	Agricultural Single Rib Tread	25 mph
F-2	Agricultural Multiple Rib Tread	25 mph
F-3	Industrial Multiple Rib Tread	25 mph

BASIC TIRE LOAD RATINGS FOR TIRE SELECTIONS

TIRE SIZE	INFLATION	LOAD LIMITS AT VARIOUS COLD INFLATION PRESSURES											
	psi	24	28	32	36	40	44	48	52	56	60	64	68
	kPa	170	190	220	250	280	300	330	360	390	410	440	470
4.00-9 SL	lbs	**287 (2)**											
	kg	**130 (2)**											
4.00-12 SL	lbs	300	330	365	395	420	440	465	**495 (4)**				
	kg	136	150	165	180	190	200	212	**224 (4)**				
4.00-15 SL	lbs	355	395	430	465	495	535	565	**585 (4)**				
	kg	160	180	195	212	224	243	257	**265 (4)**				
4.00-19 SL	lbs	420	480	520	565	600	640	675	**715 (4)**				
	kg	190	218	236	257	272	290	307	**325 (4)**				
4.50-10 SL	lbs						**540 (4)**						
	kg						**245 (4)**						
5.00-15 SL	lbs	480	535	585	640	675	**715 (4)**						
	kg	218	243	265	290	307	**325 (4)**						
5.50-16 SL	lbs	600	660	715	785	**855 (4)**	910	935	990	**1050 (6)**			
	kg	272	300	325	355	**387 (4)**	412	425	450	**475 (6)**			
6.00-14 SL	lbs	615	695	740	805	880	935	965	**1020 (6)**				
	kg	280	315	335	365	400	425	437	**462 (6)**				
6.00-16 SL	lbs	675	760	825	**910 (4)**	965	1020	1070	**1140 (6)**	1200	1230	1280	**1360 (8)**
	kg	307	345	375	**412 (4)**	437	462	487	**515 (6)**	545	560	580	**615 (8)**
6.50-16 SL	lbs	785	855	935	**1020 (4)**	1100	1140	**1230 (6)**					
	kg	355	387	425	**462 (4)**	500	515	**560 (6)**					
7.50-16 SL	lbs	990	1100	1200	1320	1390	1480 (6)	1570	1650	**1710 (8)**			
	kg	450	500	545	600	630	670 (6)	710	750	**775 (8)**			
7.50/8.00-16 SL	lbs	1070	**1200 (4)**	1320	1430	**1520 (6)**	1610	1710	**1820 (8)**	1870	1980	**2040 (10)**	
	kg	487	**545 (4)**	600	650	**690 (6)**	730	775	**825 (8)**	850	900	**925 (10)**	
7.50-18 SL	lbs	1070	1200	1320	1430	1520	**1610 (6)**			**1870 (8)**			
	kg	487	545	600	650	690	**730 (6)**			**850 (8)**			
7.50-20 SL	lbs	1170	1280	**1390 (4)**	1520	1610	**1710 (6)**						
	kg	530	580	**630 (4)**	690	730	**775 (6)**						
8.00-16 SL	lbs	1070	1200	1320	1430	**1520 (6)**	1610	1710	1820	1870	1980	**2040 (10)**	
	kg	487	545	600	650	**690 (6)**	730	775	825	850	900	**925 (10)**	
9.00-10 SL	lbs	990	**1100 (4)**	1200	**1320 (6)**	1390	1480	**1570 (8)**					
	kg	450	**500 (4)**	545	**600 (6)**	630	670	**710 (8)**					
9.50-20 SL	lbs	1650	1870	2040	2200	2340	**2470 (8)**						
	kg	750	850	925	1000	1060	**1120 (8)**						
10.00-16 SL	lbs	1570	1760	**1930 (6)**	2090	2200	**2340 (8)**		**2910 (10)**				
	kg	710	800	**875 (6)**	950	1000	**1060 (8)**		**1320 (10)**				

TABLE L

DIAGONAL (BIAS) PLY AGRICULTURAL TRACTOR
STEERING WHEEL TIRES USED IN FIELD SERVICE
(INCLUDING HILLSIDE COMBINES)

BASIC TIRE LOAD RATINGS FOR TIRE SELECTIONS

TIRE SIZE	INFLATION	LOAD LIMITS AT VARIOUS COLD INFLATION PRESSURES											
	psi	24	28	32	36	40	44	48	52	56	60	64	68
	kPa	170	190	220	250	280	300	330	360	390	410	440	470
11.00-16 SL	lbs	1870	2090	**2270 (6)**	2470	**2600 (8)**	2760	2910	3080	3300	**3420 (12)**		
	kg	850	950	**1030 (6)**	1120	**1180 (8)**	1250	1320	1400	1500	**1550 (12)**		
11.00-24 SL	lbs	2400	2680	2910	3200	**3420 (8)**	3640	**3860 (10)**	4080	4180	**4400 (12)**		
	kg	1090	1215	1320	1450	**1550 (8)**	1650	**1750 (10)**	1850	1900	**2000 (12)**		
LOW SECTION HEIGHT													
7.5L-15 SL	lbs	965	1070	1170	1280	1360	**1430 (6)**						
	kg	437	487	530	580	615	**650 (6)**						
9.5L-10 SL	lbs	910	**1020 (4)**	1100	**1200 (6)**								
	kg	412	**462 (4)**	500	**545 (6)**								
9.5L-15 SL	lbs	1170	1280	1430	**1520 (6)**	1650	1760	**1870 (8)**					
	kg	530	580	650	**690 (6)**	750	800	**850 (8)**					
11L-15 SL	lbs	1390	1570	**1710 (6)**	1870	1980	**2090 (8)**	2200	**2340 (10)**				
	kg	630	710	**775 (6)**	850	900	**950 (8)**	1000	**1060 (10)**				
11L-16 SL	lbs	1480	1650	1760	1930	2090	**2200 (8)**	2340	**2470 (10)**	2540	2680	**2760 (12)**	
	kg	670	750	800	875	950	**1000 (8)**	1060	**1120 (10)**	1150	1215	**1250 (12)**	
14L-16.1 SL	lbs	2270	**2540 (6)**	2830	**3000 (8)**	3200	**3420 (10)**	3640	**3860 (12)**				
	kg	1030	**1150 (6)**	1285	**1360 (8)**	1450	**1550 (10)**	1650	**1750 (12)**				
16.5L-16.1 SL	lbs	2910	3200	**3520 (8)**	3860	**4080 (10)**							
	kg	1320	1450	**1600 (8)**	1750	**1850 (10)**							

NOTES:

1. Figures in parentheses denote ply rating for which boldface loads and inflations are maximum.
2. Maximum shipping pressures are the maximum inflation pressures for the tire sizes and ply ratings shown.
3. For above tires used in cyclic loading service (excluding hillside combines) with speeds up to 6 mph (10 km/h), above loads may be increased 67%. This load increase applies to vehicles that operate on slopes above 11° (20% grade).
4. Load limits at various speeds with no change in inflation pressure appear at right.

FOR RIM AND WHEEL LOAD INFORMATION, SEE IMPORTANT NOTES ON PAGES 227-231.

MAX. SPEED	% CHANGE IN LOADS IN ABOVE TABLE
Stationary	+200%
10 mph (15 km/h)	+50% (except hillside combines)
15 mph (25 km/h)	+28% (except hillside combines)
20 mph (30 km/h)	+11%
25 mph (40 km/h)	Same As Table
30 mph (50 km/h)	-9% (F-3 tires only)

DIAGONAL (BIAS) PLY AGRICULTURAL IMPLEMENT TIRES

BASIC TIRE LOAD RATINGS FOR TIRE SELECTIONS

TIRE SIZE	INFLATION	LOAD LIMITS AT VARIOUS COLD INFLATION PRESSURES									
	psi	24	28	32	36	40	44	48	52	56	60
	kPa	170	190	220	250	280	300	330	360	390	410
4.00-9 SL	lbs	365	410	440	480	520	**550 (4)**				
	kg	165	185	200	218	236	**250 (4)**				
4.00-12 SL	lbs	440	495	535	585	640	**675 (4)**				
	kg	200	224	243	265	290	**307 (4)**				
4.00-15 SL	lbs	535	585	640	695	740	**785 (4)**				
	kg	243	265	290	315	335	**355 (4)**				
4.00-18 SL	lbs	**585 (2)**	660	715	785	825	**880 (4)**				
	kg	**265 (2)**	300	325	355	375	**400 (4)**				
5.00-15 SL	lbs	715	805	880	**965 (4)**						
	kg	325	365	400	**437 (4)**						
5.50-16 SL	lbs	910	990	1100	**1170 (4)**						
	kg	412	450	500	**530 (4)**						
5.90-15 SL	lbs	855	935	1050	**1140 (4)**						
	kg	387	425	475	**515 (4)**						
6.00-16 SL	lbs	1020	1140	**1230 (4)**	1360	1430	**1520 (6)**				
	kg	462	515	**560 (4)**	615	650	**690 (6)**				
6.40-15 SL	lbs	965	1070	**1170 (4)**	1280	**1360**	1430	**1520 (6)**			
	kg	437	487	**530 (4)**	580	**615**	650	**690 (6)**			
6.50-16 SL	lbs	1140	1280	1390	1520	1610	**1710 (6)**				
	kg	515	580	630	690	730	**775 (6)**				
6.70-15 SL	lbs	1070	1170	**1280 (4)**	1390	1520	**1610 (6)**				
	kg	487	530	**580 (4)**	630	690	**730 (6)**				
7.50-10 SL	lbs	1100	1230	1360	**1480 (6)**						
	kg	500	560	615	**670 (6)**						
7.50-14 SL	lbs	1230	**1360 (4)**								
	kg	560	**615 (4)**								
7.50-16 SL	lbs	1480	**1650 (4)**	1820	1930	2090	2200	2340	2470	2600	**2680 (10)**
	kg	670	**750 (4)**	825	872	950	1000	1060	1120	1180	**1215 (10)**
7.50-18 SL	lbs	1520	1710	1870	**2040 (6)**						
	kg	690	775	850	**925 (6)**						
7.50-20 SL	lbs	1610	**1760 (4)**	1930	**2090 (6)**						
	kg	730	**800 (4)**	875	**950 (6)**						
7.50-24 SL	lbs	1650	**1870 (4)**	2040	**2200 (6)**						
	kg	750	**850 (4)**	925	**1000 (6)**						

TABLE M

DIAGONAL (BIAS) PLY AGRICULTURAL IMPLEMENT TIRES

BASIC TIRE LOAD RATINGS FOR TIRE SELECTIONS

TIRE SIZE	INFLATION	LOAD LIMITS AT VARIOUS COLD INFLATION PRESSURES									
	psi	24	28	32	36	40	44	48	52	56	60
	kPa	170	190	220	250	280	300	330	360	390	410
7.60-15 SL	lbs	1230	**1390 (4)**	1520	1650	**1760 (6)**	1870	1980	**2090 (8)**		
	kg	560	**630 (4)**	690	750	**800 (6)**	850	900	**950 (8)**		
9.00-10 SL	lbs	**1480 (4)**	1650	1820	1980	2090	2200	2340	**2470 (10)**		
	kg	**670 (4)**	750	825	900	950	1000	1060	**1120 (10)**		
9.00-16 SL	lbs	1980	2200	2400	2600	2760	**2910 (8)**	3080	**3300 (10)**		
	kg	900	1000	1090	1180	1250	**1320 (8)**	1400	**1500 (10)**		
9.00-24 SL	lbs	2540	**2830 (6)**	3080	3300	**3520 (8)**					
	kg	1150	**1285 (6)**	1400	1500	**1600 (8)**					
10.00-15 SL	lbs	2270	2540	2760	3000	**3200 (8)**	3420	**3640 (10)**	3740	**3960 (12)**	
	kg	1030	1150	1250	1360	**1450 (8)**	1550	**1650 (10)**	1700	**1800 (12)**	
11.25-20 SL	lbs	3200	3520	3960	4180	4540	4800	5080	5360	**5680 (14)**	
	kg	1450	1600	1800	1900	2060	2180	2300	2430	**2575 (14)**	
11.25-24 SL	lbs	3300	3640	**4080 (8)**	4300	**4680 (10)**	4940	**5200 (12)**			
	kg	1500	1650	**1850 (8)**	1950	**2120 (10)**	2240	**2360 (12)**			
11.25-28 SL	lbs	3420	3860	4180	4540	4800	5080	**5360 (12)**			
	kg	1550	1750	1900	2060	2180	2300	**2430 (12)**			
13.50-16.1 SL	lbs	**3520 (6)**	3860	**4300 (8)**	4680	**4940 (10)**	**5200 (12)**				
	kg	**1600 (6)**	1750	**1950 (8)**	2120	**2240 (10)**	**2360 (12)**				

NOTES:

1. Figures in parentheses denote ply rating for which boldface loads and inflations are maximum.
2. Maximum shipping pressures are the maximum inflation pressures for the tire sizes and ply ratings shown.
3. For speeds not exceeding 10 mph (15 km/h), above loads may be increased 15%.
4. For stationary service, above loads may be increased by 100% with no increase in inflation pressure.

FOR RIM AND WHEEL LOAD INFORMATION, SEE IMPORTANT NOTES ON PAGES 227-231.

DIAGONAL (BIAS) PLY LOW SECTION HEIGHT IMPLEMENT

TIRE TYPE NOMENCLATURE		MAX. SPEED SPEED INDEX
TRA	TIRE TYPE	B
I-1	Rib Tread	30 mph
I-2	Moderate Traction	30 mph
I-3	Traction Tread	30 mph
I-4	Smooth Tread	30 mph

BASIC TIRE LOAD RATINGS FOR TIRE SELECTIONS

TIRE SIZE	INFLATION	LOAD LIMITS AT VARIOUS COLD INFLATION PRESSURES									
	psi	24	28	32	36	40	44	48	52	56	
	kPa	170	190	220	250	280	300	330	360	390	
8.5L-14 SL	lbs	1390	1570	1710	**1870 (6)**						
	kg	630	710	775	**850 (6)**						
9.5L-14 SL	lbs	**1570 (4)**	1760	**1930 (6)**	2090	2200	**2400 (8)**				
	kg	**710 (4)**	800	**875 (6)**	950	1000	**1090 (8)**				
9.5L-15 SL	lbs	1650	1820	**2040 (6)**	2200	2340	**2470 (8)**	2600	2760	2910	**3200 (12) @ 64 psi**
	kg	750	825	**925 (6)**	1000	1060	**1120 (8)**	1180	1250	1320	**1450 (12) @ 440 (kPa)**
11L-14 SL	lbs	1870	**2040 (6)**		**2470 (8)**						
	kg	850	**925 (6)**		**1120 (8)**						
11L-15 SL	lbs	1930	**2150 (6)**	2340	**2540 (8)**	2760	**2910 (10)**	3080	**3200 (12)**		
	kg	875	**975 (6)**	1060	**1150 (8)**	1250	**1320 (10)**	1400	**1450 (12)**		
11L-16 SL	lbs	2040	**2270 (6)**	2470	**2680 (8)**	2830	**3000 (10)**				
	kg	925	**1030 (6)**	1120	**1215 (8)**	1285	**1360 (10)**				
12.5L-15 SL	lbs	2270	**2540 (6)**	2760	**3000 (8)**	3200	**3420 (10)**	3640	**3860 (12)**		**4680 (18) @ 72 psi**
	kg	1030	**1150 (6)**	1250	**1360 (8)**	1450	**1550 (10)**	1650	**1750 (12)**		**2120 (18) @ 490 kPa**
12.5L-16 SL	lbs	2400	2680	2910	**3080 (8)**	3300	3520	3740	**3960 (12)**	**4180 (14)**	
	kg	1090	1215	1320	**1400 (8)**	1500	1600	1700	**1800 (12)**	**1900 (14)**	
14L-16.1 SL	lbs	**3200 (6)**	3520	**3860 (8)**	**4180 (10)**	4400	**4680 (12)**	4940	**5200 (14)**		
	kg	**1450 (6)**	1600	**1750 (8)**	**1900 (10)**	2000	**2120 (12)**	2240	**2360 (14)**		
16.5L-16.1 SL	lbs	**3960 (6)**	**4400 (8)**	4800	**5200 (10)**	**5680 (12)**	6000	**6400 (14)**			
	kg	**1800 (6)**	**2000 (8)**	2180	**2360 (10)**	**2575 (12)**	2725	**2900 (14)**			
19L-16.1 SL	lbs	4940	5520	**6000 (10)**	**6600 (12)**						
	kg	2240	2500	**2725 (10)**	**3000 (12)**						
21.5L-16.1 SL	lbs	**6000 (8)**	**6600 (10)**	**7150 (12)**	**7850 (14)**						
	kg	**2725 (8)**	**3000 (10)**	**3250 (12)**	**3550 (14)**						

TIRE SIZE	INFLATION	LOAD LIMITS AT VARIOUS COLD INFLATION PRESSURES									
	psi				35	38					
	kPa				240	260					
600/55-22.5	lbs					**10200 (16)**					
	kg					**4630 (16)**					
700/50-22.5	lbs				**11700 (16)**						
	kg				**5310 (16)**						

NOTES:

1. Figures in parentheses denote ply rating for which boldface loads and inflations are maximum.
2. Maximum shipping pressures are the maximum inflation pressures for the tire sizes and ply ratings shown.
3. For speeds not exceeding 10 mph (15 km/h), loads in the table may be increased 15%.
4. For stationary service, loads in the table may be increased by 100% with no increase in inflation pressure.

FOR RIM AND WHEEL LOAD INFORMATION, SEE IMPORTANT NOTES ON PAGES 227-231.

TABLE O

FARM IMPLEMENT HIGHWAY SPECIAL (F1) TIRES FOR TOWED HIGHWAY AND AGRICULTURAL SERVICE

BASIC TIRE LOAD RATINGS FOR TIRE SELECTIONS
MAXIMUM SPEED 62 MPH (100 KM/H)

TIRE SIZE	INFLATION	LOAD LIMITS AT VARIOUS COLD INFLATION PRESSURES														
	psi	20	25	30	35	40	45	50	55	60	65	70	75	80	85	90
	kPa	140	170	210	240	280	310	340	380	410	450	480	520	550	590	620
9.5L-15FI	lbs	1390	1610	**1760 (B)**	1930	2090	**2270 (C)**	2400	2540	**2680 (D)**	2830	2910	**3080 (E)**			
	kg	630	730	**800 (B)**	875	950	**1030 (C)**	1090	1150	**1215 (D)**	1285	1320	**1400 (E)**			
11L-15FI	lbs	1650	1870	**2080 (B)**	2270	2470	**2600 (C)**	2830	3000	**3080 (D)**	3300	3420	3520	3650	3800	**3960 (F)**
	kg	750	850	**950 (B)**	1030	1120	**1180 (C)**	1285	1360	**1400 (D)**	1500	1550	1600	1660	1720	**1800 (F)**
12.5L-15FI	lbs	1930	2200	**2470 (B)**	2680	2910	**3080 (C)**	3300	3520	**3740 (D)**	3860	4080	4180	4340	4500	**4680 (F)**
	kg	875	1000	**1120 (B)**	1215	1320	**1400 (C)**	1500	1600	**1700 (D)**	1750	1850	1900	1970	2040	**2120 (F)**

NOTES:

1. This load and inflation table is for FI tires only.
2. Letters in parentheses denote load range for which boldface loads and inflations are maximum.
3. For service at maximum speed of 30 mph (50 km/h) and below, loads may be increased by 20% with no change to the inflation pressure.

FOR RIM AND WHEEL LOAD INFORMATION, SEE IMPORTANT NOTES ON PAGES 227-231.

TABLE P

IRRIGATION TIRES AT CREEP SPEED*

BASIC TIRE LOAD RATINGS FOR TIRE SELECTIONS

TIRE SIZE	INFLATION	LOAD LIMITS AT VARIOUS COLD INFLATION PRESSURES						
	psi	18	21	22	24	26	31	34
	kPa	120	145	150	170	180	215	235
11.2-24 (4 Ply)	lbs			3480				
	kg			1580				
11.2-24 (6 Ply)	lbs							4410
	kg							2000
14.9-24 (4 Ply)	lbs	5060						
	kg	2295						
14.9-24 (6 Ply)	lbs					6330		
	kg					2870		
16.9-24 (6 Ply)	lbs				7220			
	kg				3275			
16.9-24 (8 Ply)	lbs						8610	
	kg						3905	
18.4-26 (6 Ply)	lbs		8360					
	kg		3790					
11.2-38 (4 Ply)	lbs				4400			
	kg				2000			
12.4-38 (4 Ply)	lbs		4935					
	kg		2240					
290/85D38 132 Load Index	lbs				4400			
	kg				2000			
380/85D24 145 Load Index	lbs					6400		
	kg					2900		

*Creep speed is a travel rate of not more than 200 feet (61 meters) in a 30-minute period.

TABLE Q

SPECIAL APPLICATION I-3 IMPLEMENT TIRES –
ALL TRACTION UTILITY

BASIC TIRE LOAD RATINGS FOR TIRE SELECTIONS

TIRE SIZE	PLY RATING	SPEED	psi	36	40	44	45	50	52	54
			kPa	250	280	300	310	350	360	375
12.0/12.5-18	12	0 mph*	lbs					12200		
		0 km/h	kg					5535		
		5 mph**	lbs					7960		
		10 km/h	kg					3610		
		25 mph	lbs					5300		
		40 km/h	kg					2405		
		30 mph	lbs					4820		
		50 km/h	kg					2185		
10/10.5-20	10	0 mph*	lbs							11230
		0 km/h	kg							5095
		5 mph**	lbs							7330
		10 km/h	kg							3325
		25 mph	lbs							4880
		40 km/h	kg							2215
		30 mph	lbs							4440
		50 km/h	kg							2015

*Stationary
**Cyclic application (one-way distance 2,000 feet/600 meters)

TABLE R

DUPLEX FARM TIRES

BASIC TIRE LOAD RATINGS FOR TIRE SELECTIONS
MAXIMUM SPEED 30 MPH (50 KM/H)

TIRE SIZE	INFLATION	LOAD LIMITS AT VARIOUS COLD INFLATION PRESSURES										
	psi	25	30	35	40	45	50	55	60	65	70	75
	kPa	170	210	240	280	310	340	380	410	450	480	520
36x16-17.5 NHS	lbs	2910	3420	3960	**4400 (8)**	4800	5200	**5520 (10)**	5840	6150	6600	**6950 (14)**
	kg	1320	1550	1800	**2000 (8)**	2180	2360	**2500 (10)**	2650	2800	3000	**3150 (14)**
40x19-19.5 NHS	lbs	3640	4400	4940	5520	6000	**6600 (12)**	6950	7400	**7850 (14)**		
	kg	1650	2000	2240	2500	2725	**3000 (12)**	3150	3350	**3550 (14)**		

NOTES:

1. Figures in parentheses denote ply rating for which boldface loads and inflations are maximum.
2. Maximum shipping pressures are the maximum inflation pressures for the tire sizes and ply ratings shown.
3. For speeds not exceeding 10 mph (15 km/h), loads may be increased 15%.
4. For stationary service, loads may be increased by 100% with no increase in inflation pressure.

FOR RIM AND WHEEL LOAD INFORMATION, SEE IMPORTANT NOTES ON PAGES 227-231.

TABLE S

TIRES USED IN SKID STEER/MINI-LOADER
AERIAL LIFT SERVICE

BASIC TIRE LOAD RATINGS FOR TIRE SELECTIONS
MAXIMUM SPEED 5 MPH (10 KM/H)

TIRE SIZE	INFLATION	LOAD LIMITS AT VARIOUS COLD INFLATION PRESSURES										
	psi	30	35	40	45	50	55	60	65	70	75	80
	kPa	210	240	280	310	340	380	410	450	480	520	550
10-16.5 NHS (265/70D16.5)	lbs	**2760 (4)**	3020	3260	**3500 (6)**	3720	3930	**4140 (8)**	4340	**4710 (10)**		
	kg	**1250 (4)**	1370	1480	**1590 (6)**	1685	1785	**1880 (8)**	1970	**2135 (10)**		
12-16.5 NHS (305/70D16.5)	lbs	3560	3900	**4220 (6)**	4520	**4810 (8)**	5080	5340	**5600 (10)**			**6320 (12)**
	kg	1615	1770	**1915 (6)**	2050	**2180 (8)**	2305	2420	**2540 (10)**			**2865 (12)**
33x15.50-16.5 (395/55D16.5)	lbs	**4555 (6)**	4985	**5395 (8)**	5775	**6145 (10)**	6495	**6835 (12)**				
	kg	**2065 (6)**	2260	**2445 (8)**	2620	**2785 (10)**	2945	**3100 (12)**				
14-17.5 NHS (355/70D17.5)	lbs	**4820 (6)**	5260	**5700 (8)**	6100	6500	**6850 (10)**	7220	**7560 (12)**			**8550 (14)**
	kg	**2185 (6)**	2385	**2585 (8)**	2765	2950	**3105 (10)**	3275	**3430 (12)**			**3880 (14)**
15-19.5 NHS (385/65D19.5)	lbs	**6130 (6)**	6710	**7250 (8)**	7770	8260	8740	**9190 (12)**	9630	**10060 (14)**		**10880 (16)**
	kg	**2780 (6)**	3045	**3290 (8)**	3525	3745	3965	**4170 (12)**	4370	**4565 (14)**		**4935 (16)**

NOTES:

1. Figures in parentheses denote ply rating for which boldface loads and inflations are maximum.
2. Load limits at various speeds with no change in inflation pressures are as follows:

MAX. SPEED	% CHANGE IN LOADS IN ABOVE TABLE
Stationary	+58%
5 mph (10 km/h)	No Change
10 mph (15 km/h)	-21%
12.5 mph (0 km/h)	-24%
20 mph (30 km/h)	-32%
25 mph (40 km/h)	-34%
30 mph (50 km/h)	-37%

FOR RIM AND WHEEL LOAD INFORMATION, SEE IMPORTANT NOTES ON PAGES 227-231.

TABLE S1

SMALLER-SIZE HIGH FLOTATION TIRES FOR AGRICULTURAL AND SKID STEER/MINI-LOADER SERVICE

TIRE TYPE NOMENCLATURE		MAX. SPEED SPEED INDEX
TRA	TIRE TYPE	B
HF-1	Shallow Tread	30 mph
HF-2	Regular Lug Tread	30 mph
HF-3	Deep Lug Tread	30 mph

BASIC TIRE LOAD RATINGS FOR TIRE SELECTIONS

TIRE SIZE	INFLATION	LOAD LIMITS AT VARIOUS COLD INFLATION PRESSURES									
	psi	20	25	30	35	40	45	50	55	60	
	kPa	140	170	210	240	280	310	340	380	410	
27x8.50-15 NHS (215/70D15)	lbs	965	1100	**1230 (4)**	1320	1430	**1570 (6)**	1650	1760	**1820 (8)**	
	kg	437	500	**560 (4)**	600	650	**710 (6)**	750	800	**825 (8)**	
27x9.50-15 NHS	lbs	990	1140	**1280 (4)**	1390	1480	**1610 (6)**	1710	1820	**1870 (8)**	
	kg	450	515	**580 (4)**	630	670	**730 (6)**	775	825	**850 (8)**	
27x10.50-15 NHS (260/65D15)	lbs	1020	1170	1320	1430	1520	**1650 (6)**	1760	1870	**1970 (8)**	
	kg	460	530	600	650	690	**750 (6)**	800	850	**895 (8)**	
29x12.00-15 NH	lbs	**1320 (4)**		**1710 (6)**							
	kg	**600 (4)**		**775 (6)**							
31x13.50-15 NHS	lbs	**1650 (4)**	1870	**2090 (6)**	2270	2470	**2600 (8)**	2760	2910	**3080 (10)**	**3520 lbs. @ 75 psi (12)**
	kg	**750 (4)**	850	**950 (6)**	1030	1120	**1180 (8)**	1250	1320	**1400 (10)**	**1600 kg @ 520 kPa (12)**
31x15.50 NHS (390/60D15)	lbs	**1710 (4)**	1930	**2105 (6)**	2340	2540	**2760 (8)**				
	kg	**775 (4)**	875	**975 (6)**	1060	1150	**1250 (8)**				

NOTES:

1. Figures in parentheses denote ply rating for which boldface loads and inflations are maximum.
2. For operations at other speeds, including skid steer/mini-loader service, the loads in the table may be changed as shown below with no change in inflation pressure:

FOR RIM AND WHEEL LOAD INFORMATION, SEE IMPORTANT NOTES ON PAGES 227-231.

MAX. SPEED	% CHANGE IN LOADS
Stationary	+165%
*Creep	+100%
5 mph (10 km/h)	+58%
10 mph (15 km/h)	+32%
20 mph (30 km/h)	+12%

*Creep speed is a travel speed of not more than 200 feet (61 meters) in a 30-minute period.

TABLE S2

TIRES USED IN AERIAL LIFT APPLICATIONS

BASIC TIRE LOAD RATINGS FOR TIRE SELECTIONS

TIRE SIZE	LOAD LIMITS (LBS) AT VARIOUS COLD INFLATION PRESSURES (PSI)							
	SPEED	70	75	80	85	90	95	100
355/70D17.5 NHS (14-17.5 NHS)	Static	**9900 (10)**	10200	10700	**11000 (12)**	11700	12000	**12300 (14)**
	5 mph (10 km/h)	**6950 (10)**	7400	7600	**7850 (12)**	8250	8550	**8800 (14)**
	10 mph (15 km/h)	**6000 (10)**	6400	6600	**6800 (12)**	7150	7400	**7600 (14)**
	20 mph (30 km/h)	**5680 (10)**	5840	6150	**6400 (12)**	6600	6950	**7150 (14)**
	25 mph (40 km/h)	**5360 (10)**	5680	6000	**6150 (12)**	6400	6600	**6800 (14)**
	30 mph (50 km/h)	**5200 (10)**	5520	5680	**6000 (12)**	6150	6400	**6600 (14)**
385/65D19.5 NHS (15-19.5 NHS)	Static	**11400 (12)**	12000	12800	**13200 (14)**	13600	14300	**14800 (16)**
	5 mph (10 km/h)	**8800 (12)**	9350	9650	**10200 (14)**	10500	11000	**1140016)**
	10 mph (15 km/h)	**7600 (12)**	8050	8250	**8800 (14)**	9100	9350	**9650 (16)**
	20 mph (30 km/h)	**7150 (12)**	7600	7850	**8250 (14)**	8550	8800	**9100 (16)**
	25 mph (40 km/h)	**6950 (12)**	7150	7600	**7850 (14)**	8250	8550	**8800 (16)**
	30 mph (50 km/h)	**6800 (12)**	6950	7400	**7600 (14)**	8050	8250	**8550 (16)**
385/65D22.5 NHS (15-22.5 NHS)	Static	**12800 (12)**	13200	13900	**14300 (14)**	14800	15700	**16100 (16)**
	5 mph (10 km/h)	**9650 (12)**	10200	10700	**11000 (14)**	11400	12000	**12300 (16)**
	10 mph (15 km/h)	**8550 (12)**	8800	9100	**9650 (14)**	9900	10200	**10700 (16)**
	20 mph (30 km/h)	**7850 (12)**	8250	8550	**9100 (14)**	9350	9650	**9900 (16)**
	25 mph (40 km/h)	**7600 (12)**	7850	8250	**8550 (14)**	9100	9350	**9650 (16)**
	30 mph (50 km/h)	**7400 (12)**	7600	8050	**8250 (14)**	8800	9100	**9350 (16)**
445/65D19.5 NHS (18-19.5 NHS)	Static	15200	15700	16500	**17100 (16)**	17600	18700	**19300 (18)**
	5 mph (10 km/h)	11400	12000	12800	**13200 (16)**	13600	14300	**14800 (18)**
	10 mph (15 km/h)	9900	10500	11000	**11400 (16)**	11700	12300	**12800 (18)**
	20 mph (30 lm/h)	9350	9650	10200	**10500 (16)**	11000	11400	**11700 (18)**
	25 mph (40 km/h)	8800	9350	9900	**10200 (16)**	10500	11000	**11400 (18)**
	30 mph (50 km/h)	8800	9100	9650	**9900 (16)**	10200	10700	**11000 (18)**
445/65D22.5 NHS (18-22.5 NHS)	Static	16500	17100	17600	**18700 (16)**	19300	19800	**20900 (18)**
	5 mph (10 km/h)	12800	13200	13600	**14300 (16)**	14800	15200	**16100 (18)**
	10 mph (15 km/h)	10700	11400	11700	**12300 (16)**	12800	13200	**13600 (18)**
	20 mph (30 km/h)	10200	10700	11000	**11400 (16)**	12000	12300	**12800 (18)**
	25 mph (40 km/h)	9650	10200	10700	**11000 (16)**	11400	12000	**12300 (18)**
	30 mph (50 km/h)	9350	9900	10500	**10700 (16)**	11400	11700	**12000 (18)**

NOTES:

1. For 265/70D16.5 NHS (10-16.5 NHS) and 305/70D16.5 NHS (12-16.5 NHS) sizes used in aerial lift applications, see Table S Skid-Steer/Mini-Loader on page 217 for loads and inflation pressures.
2. Figures in parentheses denote ply rating for which boldface loads and inflations are maximum.
3. Tires for aerial lift applications feature a stronger bead construction for the higher inflation pressure required.
4. For 14-17.5 NHS and 15-19.5 NHS Super Traction Duplex tires used in aerial lift applications, see Table S Skid-Steer/Mini-Loader on page 217 for loads and inflation pressures.

FOR RIM AND WHEEL LOAD INFORMATION, SEE IMPORTANT NOTES ON PAGES 227-231.

TABLE T

AGRICULTURAL TRACTOR DRIVE WHEEL TIRES
FOR SMALL TRACTORS

BASIC TIRE LOAD RATINGS FOR TIRE SELECTIONS
MAXIMUM SPEED 20 MPH (30 KM/H)

TIRE SIZE	INFLATION	LOAD LIMITS AT VARIOUS COLD INFLATION PRESSURES												
	psi	12	14	16	18	20	22	24	26	28	30	32	34	36
	kPa	80	100	110	120	140	150	160	180	190	210	220	230	250
5-12	lbs	265	290	**310 (2)**	340	355	375	395	420	440	455	465	**495 (4)**	
	kg	121	132	**140 (2)**	155	160	170	180	190	200	206	212	**224 (4)**	
180/85D12	lbs							**715 (69A6)**						
	kg							**325 (69A6)**						
5-14	lbs												550 (4)	
	kg												250 (4)	
6-12	lbs	365	**395 (2)**	430	455	495	520	550	565	**600 (4)**				
	kg	165	**180 (2)**	195	206	224	236	250	257	**272 (4)**				
6-14	lbs	410	**440 (2)**	480	505	550	565	600	640	**660 (4)**				
	kg	185	**200 (2)**	218	230	250	257	272	290	**300 (4)**				
6-16	lbs	440	480	520	565	600	640	660	695	**740 (4)**				
	kg	200	218	236	257	272	290	300	315	**335 (4)**				
6.00-16	lbs	**560 (2)**	615	665	710	755	800	840	**880 (4)**					
	kg	**250 (2)**	280	300	320	340	360	380	**400 (4)**					
7-14	lbs	**520 (2)**	565	615	660	715	740	**785 (4)**						
	kg	**236 (2)**	257	280	300	325	335	**355 (4)**						
7-16	lbs	**585 (2)**	640	675	740	785	825	**855 (4)**	910	935	990	1020	1050	**1100 (6)**
	kg	**265 (2)**	290	307	335	355	375	**387 (4)**	412	425	450	462	475	**500 (6)**
8-16	lbs	825	910	990	**1070 (4)**	1140	1200	1230	1320	**1360 (6)**				
	kg	375	412	450	**487 (4)**	515	545	560	600	**615 (6)**				
8-18	lbs	910	990	1070	**1140 (4)**	1230	1280	1360	1430	**1480 (6)**				
	kg	412	450	487	**515 (4)**	560	580	615	650	**670 (6)**				
8.0/75-15	lbs													**1760 (6)**
	kg													**800 (6)**

NOTES:

1. Figures in parentheses denote ply rating for which boldface loads and inflations are maximum.
2. Load limits at various cold inflation pressures are shown at right.

FOR RIM AND WHEEL LOAD INFORMATION, SEE IMPORTANT NOTES ON PAGES 227-231.

MAX. SPEED	% CHANGE IN LOADS IN ABOVE TABLES
Stationary	+130%
3 mph (5 km/h)	+70%
5 mph (10 km/h)	+40%
10 mph (15 km/h)	+30%
12 mph (20 km/h)	+20%
15 mph (25 km/h)	+7%
20 mph (30 km/h)	None

TABLE U

TIRES FOR UTILITY VEHICLES AND LAWN AND GARDEN TRACTORS

BASIC TIRE LOAD RATINGS FOR TIRE SELECTIONS MAXIMUM SPEED 10 MPH (15 KM/H)

TIRE SIZE	INFLATION	LOAD LIMITS AT VARIOUS COLD INFLATION PRESSURES								
	psi	8	10	12	14	16	18	20	22	24
	kPa	55	70	80	100	110	120	140	150	170
20x8.00-10 NHS	lbs	470	535	595 (2)	655	705	755	805	850	**895 (4)**
	kg	210	245	**270 (2)**	300	320	340	370	390	**410 (4)**
21x8.00-10 NHS	lbs	510	585	**650 (2)**	710	770	825	875	925	**975 (4)**
	kg	230	265	**295 (2)**	320	350	375	395	420	**440 (4)**
23x8.50-12 NHS	lbs	620	**705 (2)**	785	860	930	995	1060	**1120 (4)**	
	kg	280	**320 (2)**	355	390	420	450	480	**510 (4)**	
24x8.50-14 NHS	lbs									1080 (4)
	kg									490 (4)
25x8.50-14 NHS	lbs	730	**830 (2)**	925	1010	1100	1170	1250	**1320 (4)**	1640 (6) @ 32 psi
	kg	330	**375 (2)**	420	460	495	535	565	**600 (4)**	745 (6) @ 220 kPa
23x10.50-12 NHS	lbs	785	**890 (2)**	990	1085	1175	1260	**1340 (4)**		
	kg	355	**405 (2)**	450	490	535	570	**610 (4)**		
26x12.00-12 NHS	lbs	1040	**1185 (2)**	1320	1445	1560	1670	**1780 (4)**		2745 (8) @ 42 psi
	kg	470	**540 (2)**	600	660	710	760	**810 (4)**		1250 (8) @ 290 kPa

NOTES:

1. Figures in parentheses denote ply rating for which boldface loads and inflations are maximum.
2. For 30 mph (50 km/h) service for tires with rim diameter codes of 10 and larger, the loads must be reduced by 20% at the same inflation pressure.

FOR RIM AND WHEEL LOAD INFORMATION, SEE IMPORTANT NOTES ON PAGES 227-231.

TABLE V

SPECIAL APPLICATION I-3 IMPLEMENT TIRES –
SUPER TRACTION LOADER

BASIC TIRE LOAD RATINGS FOR TIRE SELECTIONS
MAXIMUM SPEED 30 MPH (50 KM/H)

TIRE SIZE	PLY RATING	SPEED	INFLATION	LOAD LIMITS AT VARIOUS COLD INFLATION PRESSURES						
			psi	36	40	44	45	50	52	54
			kPa	250	280	300	310	350	360	375
12.5-18	10	0 mph*	lbs			11230				
		0 km/h	kg			5095				
		5 mph**	lbs			**7330**				
		10 km/h	kg			**3325**				
		25 mph	lbs			**4880**				
		40 km/h	kg			**2215**				
		30 mph	lbs			4440				
		50 km/h	kg			2015				

*Stationary
**Cyclic application (one-way distance 2,000 feet/600 meters)

NOTES:
1. Figures in parentheses denote ply rating for which boldface loads and inflations are maximum.
2. Maximum shipping pressures are the maximum inflation pressures for the tire sizes and ply ratings shown.
3. For speeds not exceeding 10 mph (15 km/h), loads in the table may be increased 15%.
4. For stationary service, loads in the table may be increased by 100% with no increase in inflation pressure.

FOR RIM AND WHEEL LOAD INFORMATION, SEE IMPORTANT NOTES ON PAGES 227-231.

INTERNATIONAL LOAD INDEX NUMBERS

KILOGRAM LOADS AND TRA EQUIVALENT POUND LOADS (NOT APPLICABLE TO PASSENGER CAR OR TRUCK-BUS TIRES)

LI	kg	lbs
50	190	420
51	195	430
52	200	440
53	206	455
54	212	465
55	218	480
56	224	495
57	230	505
58	236	520
59	243	535
60	250	550
61	257	565
62	265	585
63	272	600
64	280	615
65	290	640
66	300	660
67	307	675
68	315	695
69	325	715
70	335	740
71	345	760
72	355	785
73	365	805
74	375	825
75	387	855
76	400	880
77	412	910
78	425	935
79	437	965
80	450	990
81	462	1020
82	475	1050
83	487	1070
84	500	1100
85	515	1140
86	530	1170
87	545	1200
88	560	1230
89	580	1280

LI	kg	lbs
90	600	1320
91	615	1360
92	630	1390
93	650	1430
94	670	1480
95	690	1520
96	710	1570
97	730	1610
98	750	1650
99	775	1710
100	800	1760
101	825	1820
102	850	1870
103	875	1930
104	900	1980
105	925	2040
106	950	2090
107	975	2150
108	1000	2200
109	1030	2270
110	1060	2340
111	1090	2400
112	1120	2470
113	1150	2540
114	1180	2600
115	1215	2680
116	1250	2760
117	1285	2830
118	1320	2910
119	1360	3000
120	1400	3080
121	1450	3200
122	1500	3300
123	1550	3420
124	1600	3520
125	1650	3640
126	1700	3740
127	1750	3860
128	1800	3960
129	1850	4080

LI	kg	lbs
130	1900	4180
131	1950	4300
132	2000	4400
133	2060	4540
134	2120	4680
135	2180	4800
136	2240	4940
137	2300	5080
138	2360	5200
139	2430	5360
140	2500	5520
141	2575	5680
142	2650	5840
143	2725	6000
144	2800	6150
145	2900	6400
146	3000	6600
147	3075	6800
148	3150	6950
149	3250	7150
150	3350	7400
151	3450	7600
152	3550	7850
153	3650	8050
154	3750	8250
155	3875	8550
156	4000	8800
157	4125	9100
158	4250	9350
159	4375	9650
160	4500	9900
161	4625	10200
162	4750	10500
163	4875	10700
164	5000	11000
165	5150	11400
166	5300	11700
167	5450	12000
168	5600	12300
169	5800	12800

LI	kg	lbs
170	6000	13200
171	6150	13600
172	6300	13900
173	6500	14300
174	6700	14800
175	6900	15200
176	7100	15700
177	7300	16100
178	7500	16500
179	7750	17100
180	8000	17600
181	8250	18200
182	8500	18700
183	8750	19300
184	9000	19800
185	9250	20400
186	9500	20900
187	9750	21500
188	10000	22000
189	10300	22700
190	10600	23400
191	10900	24000
192	11200	24700
193	11500	25400
194	11800	26000
195	12150	26800
196	12500	27600
197	12850	28300
198	13200	29100
199	13600	30000
200	14000	30900
201	14500	32000
202	15000	33100
203	15500	34200
204	16000	35300
205	16500	36400
206	17000	37500
207	17500	38600
208	18000	39700
209	18500	40800

TIRE COMPARISON: CONVENTIONAL vs. METRIC

CROSS-SECTION CONVERSIONS

CONVENTIONAL SIZE (inches)	METRIC SIZE (millimeters)
8.5	215
9.5	230
10.0	250/260
10.5	265
11.2	280/290
11.8	300
12.4	320
13.6	340
14.0	355/360
14.9	380/385
16.9	420
17.5	445
18.4	460/480
19.5	500
20.8	520/540
23.1	600
24.5	620
25.5	650
28.0	710
30.5	800
35.5	900
43.00	1050
50.00	1250

INTERNATIONAL SPEED SYMBOLS

SPEED SYMBOLS	SPEED CATAGORY (mph)	SPEED CATAGORY (km/h)
A1	2.5	5
A2	5	10
A3	10	15
A4	12.5	20
A5	15	25
A6	20	30
A7	22.5	35
A8	25	40
B	30	50
C	35	60
D	40	65
E	43	70
F	50	80
G	55	90

INDUSTRY CODES

SIZE	SYMBOLS
F-1	Agricultural single-rib tread
F-2	Agricultural multi-rib tread
F-3	Industrial multi-rib tread
G-1	Regular traction tread
G-2	Turf traction tread
I-1	Rib tread
I-3	Traction tread
HF-1	High flotation shallow tread
HF-2	High flotation regular tread
HF-3	High flotation deep lug tread
HF-4	High flotation extra deep lug
LS-2	Log skidder
R-1	Drive wheel — regular tread (dry, well-drained soil)
R-1W	Drive wheel —- wet traction (wet soil); generally 25% deeper tread than R-1
R-2	Drive wheel — rice and cane (wet, muck)
R-3	Drive wheel — button design (orchards, golf courses, grass cutting, light industrial)
R-4	Drive wheel — industrial use

EQUIVALENT LOAD DESIGNATIONS

SIZE	SYMBOL	PLY RATING	LOAD INDEX
3.6R28	★★★	8	126 A8/B
14.9R28	★★★	10	133 A8/B
14.9R30	★★★	10	134 A8/B
14.9R34	★★★	10	136 A8/B
14.9R46	★★★	10	142 A8/B
16.9R24	★★	8 & 10	134 A8/B
16.9R26	★★	8 & 10	135 A8/B
16.9R28	★★	8 & 10	136 A8/B
16.9R30	★★	8 & 10	137A8/B
16.9R38	★	8	141 A8/B
18.4R26	★★	8 & 10	140 A8/B
18.4R34	★	6 & 8	139 A8/B
18.4R38	★	6 & 8	141 A8/B
18.4R38	★★	10	146 A8/B
18.4R42	★★	10	148 A8/B
18.4R46	★★★	12	155 A8/B
20.8R34	★	8	145 A8/B
20.8R38	★	8	147 A8/B
20.8R38	★★	10	153 A8/B
20.8R42	★★	10	155 A8/B

MILLIMETRIC SIZE TIRES

The markings on some farm tires are millimetric, and the service description is load index and speed symbol. This marking conforms to what is currently used for passenger, truck, agricultural and earth-mover tires.

EXAMPLE: TIRE SIZE — 710/70R-38 166A8

710 tire section width in millimeters
70 aspect ratio
R radial construction
38 rim diameter in inches
166 load index
A8 speed symbol

CONVERSION CHART

1 inch = 25.4 millimeters = 2.54 centimeters
1 foot = 30.48 centimeters = .3048 meters
1 mile = 1609.3 meters = 1.6093 kilometers
1 mile = 5280 feet = 1760 yards
1 square inch = 6.4516 square centimeters
1 square foot = 144 square inches
1 square yard = 9 square feet
1 square mile = 640 acres
1 hectare = 2.471 acres
1 gallon water = 8.3453 pounds of water
1 U.S. gallon = 3.785 liters
1 peck = 8 quarts (dry)
1 bushel = 4 pecks (U.S.)
1 lbm = .4536 kilogram
1 lbf = 4.45 Newtons
1 psi = 6.895 kilopascal (kPa) = .06895 bar

UNDERSTANDING ROLLING CIRCUMFERENCE

Rolling circumference can be defined as the distance a tire travels in one revolution. Due to the increase in mechanical front wheel drive (MFWD) tractors in the marketplace, it is very important to understand rolling circumference when trying to determine the proper tire setup for your tractor. Since both the front and the rear tire on MFWD tractors are engaged, the front tire requires more revolutions to cover the same distance as the rear tire. It is necessary to know the gear ratio of the tractor (available from the tractor manufacturer) in order to select the tires that will adequately match the tractor's front-to-rear gear ratio.

The gear ratio on the typical MFWD ranges from 1.2 to 1.5; therefore, the proper setup should allow for front tire over-speed up to 5% (consult with the tractor manufacturer for the preferred lead percentage). When selecting a new size or type of tire for your MFWD tractor, you must choose a front and rear tire combination that matches the ratio provided by the original tires. To make this easier, the tire and tractor industries have created a chart to better assist customers with tire selections for their tractors. (See chart on next page.)

The first column of the table refers to the RCI (rolling circumference index) group. All tires in a group will have a similar rolling circumference and OD. The larger the RCI group number, the larger the tire diameter and rolling circumference. The second column lists the rolling circumference in inches. The third column lists the tire diameter (OD) for that RCI group of tires. The chart then displays columns of wider tire widths in both inches and millimeters as you progress from left to right. The top part of the chart shows the width of field rows, and in the columns below each row width, the chart shows the recommended tires for that row width.

To better understand the chart, take a look at the following example:

A MFWD tractor is set up for 30" rows with 480/80R46 (group 47) tires on the rear and 420/90R30 (group 42) tires on the front. Most tractors are five-step tractors, meaning that there is a difference of 5 between the RCI group number of the rear tire and that of the front tire.* To convert from 30" to 20" rows, go to the 20" row column and select the 320/90R54 rear, and matching front, 320/85R38.

*Although most tractors are five-step tractors, consult with your tractor manufacturer for the correct ratio for your tractor.

TIRE FAMILY FOR MFWD/4WD

ROLLING CIRCUMFERENCE INDEX

- RCI = Rolling Circumference Index.
  Indicates family of tires with similar rolling circumferences.
- All sizes in a row are approximately the same outside diameter.
- All sizes in the same column are approximately the same width.
- For specific applications, consult OEM Data Books for actual dimensions.

ROW WIDTH, inches				20			30		38		WIDE			
SECTION WIDTH, mm			280/290 & SMALLER	320	340	380	420	480	520	580	600	700	800	900 & LARGER
RCI	RC (in)	OD (in)	(11.2)	(12.4)	(13.6)	(14.9)	(16.9)	(18.4)	(20.8)		(24.5)	(28.0)	(31.0)	(35.5)
50	269	91											850/75R42	
49	256	86						480/95R50				710/75R42		900/75R32
48	243	81				380/105R50 380/90R54		480/80R50	520/85R46 20.8R46	580/85R42	650/85R38	710/70R42	800/70R38	1250/50R32
47	230	77		320/90r54 12.4R54		380/90R50		480/80R46 18.4R46	520/85R42 20.8R42		620/70R42	710/70R38		900/50R42
46	219	73		320/90R50		380/90R46 14.9R46	420/80R46	480/80R42 460/85R42 18.4R42	520/85R38 20.8R38		650/65R38		800/65R32	900/60R32
45	207	70		320/90R46				480/80R38 460/85R38 18.4R38	520/85R34 520/70R38 20.8R34	580/80R34	600/65R38 23.1R34* 650/75R32 24.5R32		800/60R32 30.5LR32	
44	197	66	230/95R48	320/90R42			420/85R38 16.9R38	480/85R34 480/70R38 460/85R34 18.4R34	540/65R38		620/75R30	750/60R26		
43	187	63				380/80R38 15.5R38*	420/85R34 16.9R34	480/70R34	540/65R34		600/70R30 23.1R26*	710/70R38		
42	177	59		320/85R38		385/85R34 380/85R34 14.9R34	420/90R30 420/85R30 16.9R30	480/80R30 480/70R30 460/85R30 18.4R30	540/65R30		600/70R28 600/65R28			
41	168	56	290/95R34	320/85R34		380/85R30 14.9R30	420/85R28 16.9R28	480/70R28 18.4R26						
40	163	53				380/85R28 14.9R28	420/85R26 16.9R26 420/85R24		540/65R24					
39					340/85R28 12.6R28	14.9R26	16.9R24	480/70R24						
38				320/85R28	340/85R24 13.6R24 360/70R28*	380/70R28 380/85R24 14.9R24	420/70R24	480/65R24						
37				320/85R24 12.4R24		380/70R24*								

AD² AND STANDARD TIRES

AD² ONLY TIRES

AGRICULTURAL DRIVE WHEEL TIRES

TIRE SIZE	APPROVED RIM CONTOURS
4.00-9	2.50C, 3.00D
4.00-15	3.00D
4.00-18	3.00D
4.00-19	3.00D
4.50-10	2.50C, 3.00D
5-12	4JA
5-14	4JA
5.00-15	3.00D, 4J
5.50-16	4.00E, 4.25KA, 4.50E
5.90-15	4J, 4 1/2KB, 5KB
6-12	5JA
6-14	5KB, 5JA
6.00-16	4.00E, 4.25KA, 4.50E, 4 1/2KB
6.50-16	4.00E, 4.25KA, 4.50E, 5.50F
6.50-16	4.00E, 4.25KA, 4.50E, 4 1/2KB
6.70-15	4 1/2KB, 5KB
7-14	5KB, 5JA
7-16	6LB, 6L, 6.00F
7.5L-15	5KB, 6LB
7.50-16	5.50F, 6LB
7.50-R16	5.50F, 6.00F
7.50-18, 7.50-R18	5.50F
7.50-20	5.50F
7.50-24	W7
7.60-15	6LB
8-16	6LB, 6L, 6.00F
8-18	5.50F
8.0/75-15	6 1/2K
8.3-22	W7
8.3-24	W7
8.5L-14	6KB, 8KB
9.00-24	W8H
9.5-16	W8L, 8LB
9.5-18	W8
9.5-22	W7, W8
9.5-24	W7, W8, W8H
9.5-32	W7, W8
9.5-36	W8
9.5-42	W8, W9
9.5L-14	8KB
9.5L-15, 9.5L-15FI	8LB
10.00-15	8LB
10.00-16	W8L, 8LB
11-22.5	7.50, 8.25
11.00-16	W8L, 8LB, W10L, 10LB
11.00-24	W10, W10H

TIRE SIZE	APPROVED RIM CONTOURS
11L-14	8KB
11L-15	8LB, 10LB
11L-15FI	8J, 8.5J, 8LB, 10LB
11L-16	W8L, 8LB, W10L, 10LB
11.2-24	W9, W10, W10H
11.2-28	W9, W10, W10H
11.2-36	W9
11.2-38	W10
11.25-20	W8B
11.25-24	W8, W8H, W10, W10H
11.25-28	W8, W8H, W10, W10H
12.4-16	W10L, 10LB
12.4-24	W10, W11, W10H
12.4-R24	W9, W10, W10H, W11
12.4-28	W11, W10, W10H
12.4-36	W11
12.4-38	W11, DW11A, W10
12.4-42	W10
12.4-R46	W10A, DW10A
12.4-R54	W10A
12.5L-15, 12.5L-15FI	10LB
12.5L-16	W10L, 10LB
13.50-16.1	16.1xW11C
13.6-16	W10L, W12L
13.6-24, 13.6R24	W11, W12
13.6-26	DW12A, W12, W11
13.6-28, 13.6R28	W11, W12
13.6-36	W11
13.6-38	W12, DW12A, W11
13.6-46	W12A
14-17.5, 14-17.5NHS	10.50
14L-16.1	16.1xW11C
14.9-24	W12, W13
14.9-R24	W11, W12, W13
14.9-26, 14.9-R26	W12, DW12A
14.9-28	W12, W13
14.9-R28	W11, W12, W13
14.9-30	W13, DW13A
14.9-R30	W12, W13, DW13A
14.9-R34	W12, W13
14.9-38	W12, DW12A
14.9-R46	W12A, W12B, DW12A, W13A, W13B, DW13A, DW13B
15-19.5, 15-19.5NHS	11.75, 12.25
15.5-38	W14L, DW14A
15.5-R38	W14L
16.5L-16.1	16.1xW14C, 16.1xW14CH

APPROVED RIM CONTOURS

AGRICULTURAL DRIVE WHEEL TIRES (continued)

TIRE SIZE	APPROVED RIM CONTOURS
16.9-24	W15L
16.9R24	W14L, W15L
16.9-26	W15L, DW14A, DW15A
16.9-R26	W15L
16.9-28, 16.9-R28	W15L, W14L
16.9-30, 16.9-R30	W15L, DW15A, W14L, DW14A
16.9-34	W15L, DW14A
16.9-R34	W13, W15L
16.9-38	W15L, W15A, W14L, DW14A
16.9-R38	W14L, W15L, DW15A
17.5L-24, 17.5LR24	W15L
18-22.5	13.00, 14.00
18.4-16.1	16.1xW16C, 16.1xW16CH
18.4-26	DW16A, W15L, DW15A
18.4-R26	W15L, W16L, DW16A
18.4-28, 18.4-R28	W16L, DW16A, W15L
18.4-30	DW16A, W15L, DW15A
18.4-R30	W15L, DW15A, W16L
18.4-34	DW16A, W16L, W15L, DW15A
18.4-R34	W15A, W15L, DW15A, W16L, W16A, DW16A
18.4-38	W16A, W15L, DD16
18.4-R38	W15A, W15L, DW15A, W16A, DW16A, DD16
18.4-42, 18.4-R42	W16A, DD16, DW16A
18.4-46, 18.4-R46	W16A, DD16, DW16A
19L-16.1	16.1xW16C, 16.1XW16CH
19.5L-24 (8 & 10), 19.5LR24	W16L, DW16A, W15L
19.5L-24, 19.5L-R24	W16L, DW16A, W15L
20x8.00-10	6.00-I-55, I-70, I-90, 6JA
20.8-34	W18L
20.8-R34	W16A, DW16A, W18A
20.8-38, 20.8-R38	W18A, DD18, DW18A
20.8-42, 20.8-R42	W18A, DD18, DW18A
21x8.00x10	6.00-I-55, I-70, I-90, 6JA
21.5L-16.1	16.1xW16C, 16.1xW16CH, 16.1xW18C, 16.1xW18CH
23x8.50-12	7JA
23x10.50-12	7JA
23.1-26, 23.1-R26	DW20A, DW20B
23.1-30	DW20A, DW20B
23.1-34, 23.1-R34	DW20A, MW20A, MW20B, DW20B
24x8.50-12	7JA
24x8.50-14	7JA
24.5-32	DW20A, DW20B, DH21, DW21A, DW21B, DH21B, DH21HB, DH21H
24.5-R32	DH21, DW21A, DH21B, DW21B, DH21H, DH21HB
25x8.50-14	7.00-I-55, I-70, I-90, 7.0AT

TIRE SIZE	APPROVED RIM CONTOURS
26x12.00-12	8.50-I-55, I-70, I-90, 8 1/2JA, 8.50AT, 9 1/2JA, 9.5AT, 10 1/2JA, 10.5-I-55, I-70, I-90, 10.5AT
27x8.50-15	7JA
27x9.50-15	7JA, 8LB
28L-26	DW25A, DW25B
29x12.00-15	10LB
30.5L-32 (12 & 14)	DW27A, DW27B, DH27B, DH27, DH27H, DH27HB
30.5L-32 (16 & HP)	DH27, DH27B, DH27H, DH27HB
30.5L-R32	DH27, DW27A, DH27B, DH27H, DW27B, DH27HB
31x13.50-15	10LB
31x15.50-15	13LB
33x15.50-16.5	12
35.5L-32	31VA
36x16-17.5	10.5
40x19-19.5	15
42x25.00-20	20.50HF, 20.50VF
48x25.00-20	20.50HF, 20.50VF
48x31.00-20	26.00HF, 26.00VF
54x37.00-25	32.0TH
57x31.00-26	DW25A
66x43.00-25	36.0TH
66x43.00-26	DW36A, DW36B
66x44.00-25	36.0TH
67x34.00-25	30.0TH
67x34.00-26	DW30A, DW30B
68x50.00-32	DW44A, DW44B, 44DWM, DH44, DH44H, DH44B, DH44HB
73x44.00-32	36.0VA
76x50.00-32	44DWM

APPROVED RIM CONTOURS

AGRICULTURAL METRIC DRIVE WHEEL TIRES

TIRE SIZE	APPROVED RIM CONTOURS
180/85D12	5JA
200/85D14	5JA, 5KB
212/80D15	7JA
215/65D14	7.00-I-55, I-70, I-90, 7.0AT
230/95R48	W8
250/85D16.5	8.25
265/55D16.5	8.25
280/70R16	W8, W9, W10
280/70R18	W8L, W9, W10L
280/70R20	W8, W9, W10
280/85R24	W9, W10
290/85D38	W10
290/95R34	W10
300/70R20	W9, W10
315/75D15	10LB
320/55D16.5	9.75
320/85R24	W9, W10, W10H, W11
320/85R28	W9, W10, W11
320/85R34	W10
320/85R38	W10, DW10A, W11, DW11A
320/90R42	W9, W10, W10A
320/90R46	W10A, DW10A
320/90R50	W10A, DW10A
320/90R54	W10A
340/85R24	W11, W12
340/85R28	W11, W12
355/70D17.5, 355/70D17.5NHS	10.5
355/70D17.5, 355/70D17.5NHS	10.5
355/80D20	W11
360/70R20	W10, W11, W12
360/70R28	W11, W12, W13
380/105R50	W12A, W12B, DW12A, W13A, W13B, DW13B
380/70D19.5	11.75, 12.25
380/70R24	W11, W12, W13
380/70R28	W11, W12, W13
380/80R38	W12, DW12A
IF380/80R38	W12, DW12A
380/85D24	W12, W13
380/85R24	W11, W12, W13
380/85R28	W11, W12, W13
380/85R30	W12, W13, DW13A
380/85R34	W12, W13
380/90R46	W12A, W12B, DW12A, W13A, W13B, DW13A, DW13B
IF380/90R46	W12A, W12B, DW12A, W13A, W13B, DW13A, DW13B

TIRE SIZE	APPROVED RIM CONTOURS
VF380/90R46	W13A, W13B, W13B, DW13A, D13B
380/90R50	W12A, DW12A, W13A, DW13A
380/90R54	W12A
IF380/105R50	W13B, DW13B
VF380/105R50	DW13B, W13B, DW12B, W12B
385/65D19.5	11.75, 12.25
385/85R34	W13
395/55D16.5	12
420/70-24	W13
420/70R24	W12, W13, W14L
420/80R46	W12A, W12B, W13A, W13B, DW13A, DW13B
IF420/80R46	W13B, DW13B
420/85R24	W14L, W15L
420/85R26	W15L
420/85R28	W13, W14L, W15L
420/85R30	W14L, DW14A, W15L, DW15A
420/85R34	W13, W15A, W15L, DW15A
IF420/85R34	W13, W15A, DW15A
420/85R38	W14L, W15A, W15L, DW15A
IF420/85R38	W15A, DW15A
420/90R30	W14L, DW14A, W15L, DW15A
445/65D22.5	13.00, 14.00
445/65D22.5	13.00, 14.00
460/60D24	W15L
460/85R30	W15L, DW15A, W16L
460/85R34	W15L, W16L, W16A, DW16A
460/85R38	W15L, W16L
460/85R42	W16A
475/65D20	W15L
480/65R24	W14L, W15L, W16L, DW16A
480/70R24	W14L, W15, W16L, DW16A
480/70R28	W15L, W16L, DW16A
480/70R30	W15L, DW15A, W16L
480/70R34	W15L, W16L, W16A
480/70R38	W14L, W15A, DW15A, W16A, DW16A, DD16
480/80R30	W15L, DW15A, W16L
480/80R38	W15A, W15L, DW15A, W16A, DW16A, DD16
480/80R42	W16A, DW16A, DD16
480/80R46	W16A, DD16, DW16A
480/80R50	W15A, W15B, DW15A, DW15B DW16A, DW16B
IF480/80R50	W15A, W15B, DW15A, DW15B DW16A, DW16B
480/85R34	W15A, W15L, DW15A, W16L, W16A, DW16A
IF480/95R50	W16B, DW16B
500/70R24	W16L, W15L, DW16A, W16A
520/70R38	W15A, W15L, W16L, W16A, DD16, W18A, DD18
520/85D38	W18A, DD18, DW18A

APPROVED RIM CONTOURS

AGRICULTURAL METRIC DRIVE WHEEL TIRES (continued)

TIRE SIZE	APPROVED RIM CONTOURS
520/85R34	W16A, W16L, DW16A, W18A
IF520/85R34	W18A, W18L
520/85R38	W18A, DD18, DW18A
520/85R42	W18A, DD18, DW18A, DW18B
520/85R46	W16A, DW16A, DD16, DD18
IF520/85R46	W16A, DW16A, DD16, DD18
540/65R24	W16L, DW16A, W18L, DW18A
540/65R30	W16A, W16L, DW18A
540/65R34	W16L, W18L
540/65R38	W16L, DW16A, W18A, DW18A, DD16, DD18
IF580/80R34	DW20B, MW20B, DW21B
580/85R42	W18A, DW18A, DW18B, DD18, DW20A, DW20B, MW20A, MW20B
IF580/85R42CFO	DW20B, MW20B
600/55-22.5	AG20.00
600/65R28	W18L, DW18A
600/65R38	W18A, DW18A
600/70R28	W18L, DW18A
600/70R30	DW18A, DW20A, DW20B
IF600/70R30	DW20A, DW20B
620/70R42	DW20A, DW20B, MW20A, MW20B
IF620/75R30	DW23B, DW23A, DW21B, DW21A
650/65R38	DW20A, DW20B
650/75R32	DH21, DW21A, DH21B, DW21B, DH21H, DH21HB
650/85R38	MW20B, DW20B, MW23B, DW23B, DW23A
IF650/85R38	MW20B, DW20B, MW23B, DW23B, DW23A
700/50-22.5	AG24.00
710/70R38	DW23A, DW23B, MW23A, MW23B, DW25B, MW25B
IF710/70R38	DW23A, DW23B, MW23A, MW23B, DW25B, MW25B
710/70R42	DW23A, DW23B, MW23A, MW23B, DW25B, MW25B
IF710/70R42	DW23A, DW23B, MW23A, MW23B, DW25B, MW25B
IF710/75R42	DW25B, MW25B
750/65R26	DW25A, DW25B
VF750/65R26	DW25B
800/60R32	DW25A, DW25B, DH27, DW27A, DH27B, DH27H, DW27B, DH27HB
IF800/60R32CFO	DW27B, MW27B, MW28B
800/65R32	DW25A, DW25B, DH27, DW27A, DH27B, DH27H, DW27B, DH27HB
800/70R38 (173A8/B)	MW25A, DW25A, MW25B, DW25B, DW27B, MW28B
800/70R38 (181B)	MW25B, DW25B, DW27B, MW28B
IF800/70R38	DW27B, MW27B, MW28B
IF800/70R38 CFO	DW27B, MW27B, MW28B
IF850/75R42	DW28B, DW27B
900/50R42	DW28A, DW28B, MW28A, MW28B
900/60R32	DW31A, DW31B, DH31H, DH31HB, DW27A, DW27B, DH27, DH27B, DH27H, DH27HB, DW30A, DW30B
IF900/60R32CFO	DW30B, DH31H, DH31HB

TIRE SIZE	APPROVED RIM CONTOURS
900/65R32	DW27A, DW27B, DW30B, DW31B, DH31H, DH31HB
900/75R32	DW30B, DH31H, DH31HB
1050/50R25	36.0TH
IF1250/50R32 CFO	DW44B, 44DWM, DH44B, DH44HB

FORESTRY TIRES

TIRE SIZE	APPROVED RIM CONTOURS
CONVENTIONAL	
16.9-30	W15L, DW15A, W14L, DW14A
18.4-26	DW16A
18.4-34	DW16A
23.1-26	DW20A, DW20B
24.5-32	DH21, DH21B, DH21H, DH21HB
FLOTATION	
73x44.00-32	DH36, DH36B, DH36H, DH36HB, 36DWM
76x50.00-32	44DWM
LOW PROFILE	
21.5L-16.1	16.1xW16C, 16.1xW16CH, 16.1xW18C, 16.1xW18CH
28L-26	DW25A, DW25B
30.5L-32	DH27, DH27B, DH27H, DH27HB
DH35.5LB32	DH31, DH31B, DH31H, DH31HB

FORESTRY METRIC TIRES

TIRE SIZE	APPROVED RIM CONTOURS
600/55B26.5	AG20.00
600/65B34	DW20A
700/50B26.5	AG24.00
700/55B34	DW24A
710/45B26.5	AG24.00
750/55B26.5	AG24.00

HYDROINFLATION PROCEDURE FOR FLUID BALLAST

TO FILL:

1. After the beads have been fully seated in the mounting procedure, inflate the tire to 35 psi (240 kPa). Jack up the wheel and rotate the wheel assembly so the valve is at the top of the rim. Lower the jack until the tire is slightly deflected.

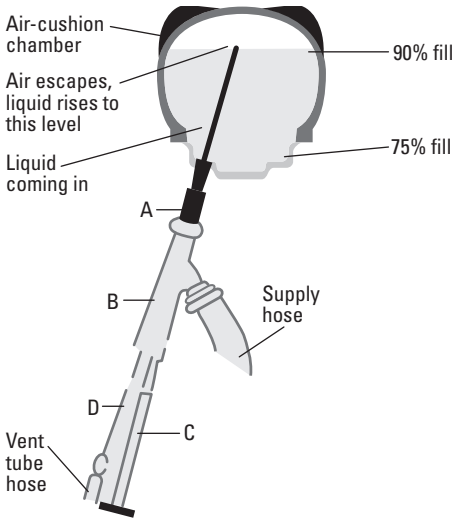

2. Connect the assembly to fill the tire with fluid as shown in illustration below.

Attach adapter and unit assembly **part A** to valve stem. Do not use pliers. Also attach supply hose to **part B**. **Part C** is used to remove core housing.

In warm climates where calcium-chloride may not be desired, tires can be filled with water only. A pump is not necessary when only water fill is used. Tires may be filled directly by using a valve adapter on a hose.

3. After the connection (in step 2) is made, bleed the air pressure down to about 5 psi (35 kPa) by moving the control handle (**part C**) to the evacuate position. Five psi (35 kPa) keeps the beads seated on the rim.

4. When this point is reached, start the pump and move the control handle to the fill position. Use a hydroinflation pump to fill the tire with calcium chloride or non-damaging anti-freeze solution (consult tube or tire manufacturer for recommendations). Check the pressure in the tire every few minutes with the pump gauge by placing the pump in neutral or check position. If the pressure exceeds 20 psi (140 kPa), move the handle to the evacuate position, until the pressure is bled back to not less than 5 psi (35 kPa). After the pressure is lowered, continue to add fluid. Repeat the above steps as often as necessary.

   Industry practice is to maintain the fluid level at 75%. (Fluid fill should be maintained at a level sufficient to cover the valve and keep the rim completely submerged.)

5. Replace the core housing in the valve stem by pushing the handle in until the housing is screwed tightly into the valve stem. Then withdraw the handle. Turn the handle to evacuate and pump all the liquid from the hose. Next, shut off the pump and unscrew the assembly from the valve.

Tire being filled with hydroinflation equipment.

HYDROINFLATION PROCEDURE FOR FLUID BALLAST (continued)

6. Inflate the tire to seat the beads, not exceeding 35 psi (240 kPa). With the valve stem still at the top, bleed the excess fill down to 1-2 psi (7-14 kPa) above the recommended inflation pressure.

7. Finally, rotate the tire and wheel assembly so that the valve is at the bottom of the tire. Set the final operating pressure with the tire mounted on the tractor and its full weight on the tire.

TO REMOVE FILL:

1. Jack up the tractor until the tire is slightly deflected. Rotate the tire and wheel assembly until the valve is at the bottom.

2. Connect the assembly to the valve stem. Unscrew and retract the core housing (**part C**) into ejector body with the control handle in the check or neutral position. Attach the adapter (**part B**) to the valve. Remove the core housing and connect the supply hose to the adapter B.

3. Start the pump and turn the control handle to the evacuate position. The fluid is rapidly withdrawn from the tire. Gravity flow may also be used to remove the fluid.

   When removing fluid from tubeless tires, be careful not to unseat the beads until most of the fluid has been pumped from the tire. Consult your tire supplier for information on hydroinflation equipment such as pumps, compressors, air-water conversion hardware parts, etc.



Tire rotated so valve is at bottom with hydroinflation fluid being removed.

NOTES:

1. Tables are based on using type 1 calcium chloride (77% $CaCl_2$). If type 2 concentrated calcium chloride (94% $CaCl_2$) is used, reduce specified "$CaCl_2$ Lbs" in tables by 25%.

2. Values shown in tables are approximate and represent 75% fill or "valve-level" fill (with valve at top of tire), which is recommended practice.

3. Anti-freeze protection levels are shown at the top of each table for different solutions.

4. For rear tires mounted on narrower rims, decrease quantities at the rate of 4% for each 1" reduction in rim width. For wider rims, increase quantities by 4% for each 1" increase in rim width.

HYDROINFLATION

DRIVE WHEEL TIRES

TIRE SIZE	RIM WIDTH	WATER		3½ LB SOLUTION			5 LB SOLUTION		
		SOLID AT +32° F		SLUSH-FREE TO -12° F SOLID AT -52° F			SLUSH-FREE TO -53° F SOLID AT -62° F		
		3/4 FILL H_2O	H_2O WEIGHT	GAL H_2O	$CaCl_2$ LBS	TOTAL WT.	GAL H_2O	$CaCl_2$ LBS	TOTAL WT.
6-14	5.00	5.6	47	5	17	57	5	23	60
24x8.50-14	7.00	5.0	42	4	15	51	4	20	54
200/85D14	7.00	8.2	68	7	24	83	7	33	88
215/65D14	6.00	6.9	57	6	21	70	6	28	74
29x12.00-15	10.00	15.5	129	13	47	157	13	63	167
31x13.50-15	10.00	19.0	158	16	57	193	15	77	205
8-16	6.00	10.7	90	9	32	109	9	43	116
9.5-16	8.00	14.1	118	12	42	143	11	57	152
12.4-16	11.00	27.1	226	23	81	275	22	110	293
13.6-16	12.00	36.0	300	31	108	365	29	146	388
18.4-16.1	16.00	60.7	506	52	182	616	49	246	655
21.5L-16.1	18.00	68.4	571	59	205	695	55	277	738
250/85D16.5	8.25	14.2	118	12	43	144	11	57	153
265/55D16.5	8.25	10.2	85	9	30	103	8	41	110
320/55D16.5	9.75	14.6	121	12	44	148	12	59	157
380/70D19.5	11.75	37.1	310	32	111	377	30	150	401
9.5-22	8.00	19.9	166	17	60	202	16	80	214
8.3-24	7.00	13.7	114	12	41	139	11	55	148
9.5-24	8.00	18.7	156	16	56	190	15	76	202
11.2-24	10.00	26.3	220	23	79	267	21	107	284
12.4-24	11.00	34.0	284	29	102	345	28	138	367
13.6-24	12.00	42.1	352	36	126	428	34	170	455
14.9-24	13.00	54.4	454	47	163	552	44	220	587
16.9-24	15.00	69.9	583	60	210	710	57	283	755
16.9R24	15.00	68.6	572	59	206	696	55	277	740
19.5L-24	16.00	82.2	686	70	247	834	67	333	887
320/85R24 (12.4R24)	10.00	30.0	250	26	90	304	24	121	323
340/85R24 (13.6R24)	11.00	37.0	309	32	111	376	30	150	400
380/85D24	12.00	51.8	432	44	155	526	42	210	559
380/85R24 (14.9R24)	12.00	46.7	389	40	140	474	38	189	504
460/60D24	15.00	55.0	458	47	165	558	44	222	593
480/65R24	15.00	60.9	508	52	183	619	49	246	658
540/65R24	16.00	77.8	649	67	233	790	63	315	840
14.9-26	13.00	55.6	464	48	167	565	45	225	601
14.9R26	13.00	54.3	453	47	163	552	44	220	586
16.9-26	15.00	73.7	615	63	221	748	60	298	795
18.4-26	16.00	90.4	754	78	271	918	73	366	976
18.4R26	16.00	89.3	745	77	268	906	72	361	964
23.1-26	20.00	147.1	1227	126	441	1493	119	595	1587
23.1R26	20.00	141.4	1179	121	424	1435	114	572	1526
28L-26	25.00	171.7	1432	147	515	1743	139	695	1853
420/85R26 (16.9R26)	15.00	72.5	604	62	217	735	59	293	782
750/65R26	25.00	188.0	1568	161	564	1909	152	761	2029
VF750/65R26	27.00	192.2	1603	165	577	1951	156	778	2075

DRIVE WHEEL TIRES (continued)

TIRE SIZE	RIM WIDTH	WATER		3½ LB SOLUTION			5 LB SOLUTION		
		SOLID AT +32° F		SLUSH-FREE TO -12° F SOLID AT -52° F			SLUSH-FREE TO -53° F SOLID AT -62° F		
		3/4 FILL H_2O	H_2O WEIGHT	GAL H_2O	$CaCl_2$ LBS	TOTAL WT.	GAL H_2O	$CaCl_2$ LBS	TOTAL WT.
11.2-28	10.00	31.6	263	27	95	320	26	128	341
12.4-28	11.00	39.0	326	33	117	396	3‰2	158	421
13.6-28	12.00	46.6	389	40	140	473	38	189	503
14.9-28	13.00	58.5	488	50	175	593	47	236	631
16.9-28	15.00	77.7	648	67	233	789	63	314	839
16.9R28	15.00	70.3	586	60	211	713	57	284	758
18.4-28	16.00	97.9	817	84	294	994	79	396	1057
18.4R28	16.00	87.4	729	75	262	887	71	353	943
340/85R28 (13.6R28)	12.00	45.3	378	39	136	460	37	183	489
380/85R28 (14.9R28)	13.00	56.7	473	49	170	575	46	229	611
420/85R28 (16.9R28)	15.00	75.6	631	65	227	767	61	306	816
480/70R28	15.00	81.0	675	69	243	822	65	327	874
600/65R28	18.00	109.1	910	94	327	1108	88	441	1178
600/70R28	18	115.7	965	99	347	1175	94	468	1249
14.9-30	13.00	61.1	510	52	183	620	49	247	659
16.9-30	15.00	83.9	700	72	252	852	68	339	906
16.9R30	15.00	82.3	686	71	247	835	67	333	888
18.4-30	16.00	102.7	857	88	308	1043	83	416	1109
23.1-30	20.00	168.3	1404	144	505	1709	136	681	1817
380/85R30 (14.9R30)	13.00	55.2	460	47	166	560	45	223	596
420/90R30 (16.9R30)	15.00	76.1	635	65	228	773	62	308	822
480/70R30	15.00	83.7	698	72	251	850	68	339	904
480/80R30 (18.4R30)	15.00	90.9	758	78	273	923	74	368	981
540/65R30	16.00	91.4	762	78	274	927	74	370	986
600/70R30	20.00	129.8	1082	111	389	1317	105	525	1401
IF600/70R30	20.00	131.3	1095	113	394	1333	106	531	1417
9.5-32	8.00	24.3	202	21	73	246	20	98	262
24.5-32	21.00	195.3	1628	167	586	1982	158	790	2107
24.5R32	21.00	188.2	1570	161	565	1910	152	761	2031
30.5L-32	27.00	244.1	2036	209	732	2478	197	987	2634
30.5LR32	27.00	236.6	1973	203	710	2401	191	957	2553
35.5L-32	31.00	350.2	2921	300	1051	3555	283	1417	3779
650/75R32	21.00	173.3	1445	149	520	1759	140	701	1870
800/60R32	27.00	252.0	2101	216	756	2557	204	1019	2719
IF 800/60R32CFO	27.00	252.0	2101	216	756	2557	204	1019	2719
900/60R32	27.00	301.9	2518	259	906	3064	244	1221	3258
900/65R32	31.00	328.7	2741	282	986	3336	266	1329	3547
IF900/60R32CFO	30.00	307.8	2567	264	924	3124	249	1245	3322
IF1250/50R32CFO	44.00	518.3	4323	444	1555	5261	419	2097	5594
16.9-34	15.00	92.1	768	79	276	935	75	373	994
18.4-34	16.00	109.8	916	94	330	1115	89	444	1185
18.4R34	16.00	107.8	899	92	323	1094	87	436	1163
20.8-34	18.00	146.1	1219	125	438	1483	118	591	1577
23.1-34	20.00	180.6	1506	155	542	1833	146	731	1949

HYDROINFLATION

DRIVE WHEEL TIRES (continued)

TIRE SIZE	RIM WIDTH	WATER		3½ LB SOLUTION			5 LB SOLUTION		
		SOLID AT +32° F		SLUSH-FREE TO -12° F SOLID AT -52° F			SLUSH-FREE TO -53° F SOLID AT -62° F		
		3/4 FILL H_2O	H_2O WEIGHT	GAL H_2O	$CaCl_2$ LBS	TOTAL WT.	GAL H_2O	$CaCl_2$ LBS	TOTAL WT.
23.1R34	20.00	171.6	1431	147	515	1742	139	694	1852
290/95R34	10.00	37.3	311	32	112	379	30	151	403
320/85R34	10.00	39.3	328	34	118	399	32	159	424
380/85R34 (14.9R34)	13.00	61.6	513	53	185	625	50	249	664
420/85R34 (16.9R34)	13.00	79.0	659	68	237	802	64	320	853
IF420/85R34	14.00	78.5	655	67	236	797	64	318	847
480/85R34	16.00	107.2	894	92	322	1088	87	434	1157
520/85R34 (20.8R34)	18.00	136.1	1135	117	408	1382	110	551	1469
9.5-36	8.00	26.4	221	23	79	268	21	107	285
12.4-36	11.00	47.3	395	41	142	480	38	191	511
13.6-36	12.00	61.5	513	53	184	624	50	249	664
11.2-38	10.00	39.2	327	34	118	398	32	159	424
12.4-38	11.00	46.1	384	39	138	468	37	186	497
13.6-38	12.00	61.8	516	53	186	628	50	250	667
14.9-38	13.00	77.6	647	67	233	788	63	314	837
15.5-38	14.00	69.3	578	59	208	703	56	280	748
15.5R38	14.00	67.6	564	58	203	686	55	273	730
16.9-38	15.00	99.4	829	85	298	1009	80	402	1072
18.4-38	16.00	115.7	965	99	347	1175	94	468	1249
18.4R38	16.00	116.6	973	100	350	1184	94	472	1259
20.8-38	18.00	152.4	1271	131	457	1547	123	616	1644
20.8R38	18.00	151.5	1263	130	455	1538	123	613	1635
290/85D38	10.00	40.8	340	35	122	414	33	165	440
320/85R38	10.00	43.2	361	37	130	439	35	175	467
380/80R38	12.00	62.1	518	53	186	630	50	251	670
IF380/80R38	12.00	61.6	514	53	185	626	50	249	665
420/85R38 (16.9R38)	14.00	73.1	610	63	219	742	59	296	789
IF420/85R38	14.00	68.7	573	59	206	697	56	278	741
480/80R38 (18.4R38)	15.00	109.8	916	94	329	1115	89	444	1185
520/85D38	18.00	149.9	1250	128	450	1521	121	606	1618
520/85R38 (20.8R38)	18.00	141.6	1181	121	425	1437	115	573	1528
540/65R38	16.00	107.1	893	92	321	1087	87	433	1156
600/65R38	18.00	136.7	1140	117	410	1387	111	553	1475
650/65R38	20.00	178.3	1487	153	535	1810	144	721	1924
650/85R38	23.00	249.0	2076	213	747	2527	201	1007	2687
IF650/85R38	23.00	249.0	2076	213	747	2527	201	1007	2687
710/70R38	23.00	230.0	1919	197	690	2335	186	931	2483
IF710/70R38	25.00	230.3	1921	197	691	2337	186	932	2485
800/70R38	25.00	298.5	2489	256	896	3029	241	1207	3221
IF800/70R38	25.00	300.1	2503	257	901	3046	243	1214	3239
IF800/70R38CFO	25.00	295.7	2466	253	887	3001	239	1196	3191
9.5-42	8.00	30.1	251	26	90	306	24	122	325
12.4-42	9.00	45.0	375	39	135	457	36	182	486
18.4-42	16.00	129.5	1080	111	389	1314	105	524	1397

DRIVE WHEEL TIRES (continued)

TIRE SIZE	RIM WIDTH	WATER		3½ LB SOLUTION			5 LB SOLUTION		
		SOLID AT +32° F		SLUSH-FREE TO -12° F SOLID AT -52° F			SLUSH-FREE TO -53° F SOLID AT -62° F		
		3/4 FILL H_2O	H_2O WEIGHT	GAL H_2O	$CaCl_2$ LBS	TOTAL WT.	GAL H_2O	$CaCl_2$ LBS	TOTAL WT.
18.4R42	16.00	125.2	1044	107	376	1271	101	506	1351
20.8-42	18.00	163.3	1362	140	490	1658	132	661	1762
20.8R42	18.00	163.0	1359	140	489	1654	132	659	1759
320/90R42	10.00	49.9	417	43	150	507	40	202	539
480/80R42 (18.4R42)	16.00	118.0	984	101	354	1198	95	477	1274
520/85R42 (20.8R42)	18.00	155.0	1292	133	465	1573	125	627	1672
IF520/85R42CFO	18.00	154.5	1288	132	464	1568	125	625	1667
580/85R42	18.00	198.0	1651	170	594	2009	160	801	2136
620/70R42	20.00	175.0	1460	150	525	1776	142	708	1889
710/70R42	23.00	240.7	2008	206	722	2443	195	974	2598
IF710/70R42	25.00	247.6	2065	212	743	2513	200	1002	2672
IF710/75R42	25.00	286.2	2387	245	859	2905	232	1158	3089
IF850/75R42	30.00	441.2	3679	378	1324	4478	357	1785	4761
900/50R42	28.00	253.9	2118	218	762	2578	205	1027	2741
13.6-46	12.00	63.7	531	55	191	646	52	258	687
14.9R46	13.00	80.5	671	69	242	817	65	326	869
18.4R46	16.00	121.9	1016	104	366	1237	99	493	1315
320/90R46	10.00	53.0	442	45	159	538	43	214	572
380/90R46	12.00	81.7	682	70	245	830	66	331	882
IF380/90R46	13.00	79.9	667	69	240	811	65	323	862
VF380/90R46	13.00	79.9	667	69	240	811	65	323	862
420/80R46	13.00	87.5	730	75	262	888	71	354	944
IF420/80R46	13.00	83.9	700	72	252	852	68	339	906
480/80R46 (18.4R46)	16.00	125.4	1046	107	376	1273	101	507	1353
520/85R46	16.00	158.0	1318	135	474	1604	128	639	1705
IF520/85R46	18.00	166.1	1385	142	498	1685	134	672	1792
230/95R48	7.00	26.3	219	23	79	267	21	106	283
320/90R50	10.00	57.3	478	49	172	581	46	232	618
380/90R50	12.00	85.2	711	73	256	865	69	345	920
380/105R50	12.00	111.9	933	96	336	1136	91	453	1208
IF380/105R50	13.00	106.1	885	91	318	1077	86	429	1145
VF380/105R50	13.00	106.1	885	91	318	1077	86	429	1145
480/80R50	15.00	133.8	1116	115	402	1358	108	541	1444
IF480/80R50	16.00	132.9	1109	114	399	1349	108	538	1434
IF480/95R50	16.00	164.6	1372	141	494	1670	133	666	1776
320/90R54	10.00	59.7	498	51	179	606	48	241	644
380/90R54	12.00	92.2	769	79	277	936	75	373	995

HYDROINFLATION

IMPLEMENT AND FARM TIRES

TIRE SIZE	RIM WIDTH	WATER		3½ LB SOLUTION			5 LB SOLUTION		
		SOLID AT +32° F		SLUSH-FREE TO -12° F SOLID AT -52° F			SLUSH-FREE TO -53° F SOLID AT -62° F		
		3/4 FILL H_2O	H_2O WEIGHT	GAL H_2O	$CaCl_2$ LBS	TOTAL WT.	GAL H_2O	$CaCl_2$ LBS	TOTAL WT.
7.5-14	5.50	8.6	72	7	26	88	7	35	93
8.5L-14	6.00	10.2	85	9	31	103	8	41	110
9.5L-14	8.00	13.0	108	11	39	132	11	53	140
11L-14	8.00	14.5	121	12	44	147	12	59	157
5.90-15	4.50	5.1	42	4	15	51	4	20	55
5.00-15	3.00	4.3	36	4	13	44	4	18	47
6.70-15	4.50	6.6	55	6	20	67	5	27	72
7.60-15	5.50	8.8	74	8	27	90	7	36	95
9.5L-15	8.00	12.4	103	11	37	126	10	50	134
10.00-15	8.00	19.8	165	17	59	201	16	80	213
11L-15	8.00	14.7	122	13	44	149	12	59	158
12.5L-15	10.00	20.0	167	17	60	203	16	81	216
27x8.50-15	7.00	7.8	65	7	23	79	6	32	84
27x9.50-15	8.00	9.5	80	8	29	97	8	39	103
31x13.50-15	10.00	17.7	147	15	53	179	14	71	191
6.00-16	4.00	6.2	52	5	19	63	5	25	67
7.50-16	5.50	10.7	89	9	32	109	9	43	116
11L-16	8.00	16.0	134	14	48	163	13	65	173
12.5L-16	10.00	20.2	168	17	61	205	16	82	218
13.5-16.1	11.00	36.3	303	31	109	368	29	147	392
14L-16.1	11.00	30.7	256	26	92	312	25	124	331
16.5L-16.1	14.00	43.7	365	37	131	444	35	177	472
19L-16.1	16.00	58.3	487	50	175	592	47	236	630
21.5L-16.1	18.00	76.2	636	65	229	774	62	308	822
36x16-17.5	10.50	29.3	244	25	88	297	24	119	316
40x19-19.5	15.00	38.4	321	33	115	390	31	156	415
7.5-20	5.50	12.3	103	11	37	125	10	50	133
11.25-20	8.00	27.5	230	24	83	280	22	111	297
9.00-24	8.00	28.4	237	24	85	288	23	115	306
11.25-24	10.00	39.8	332	34	119	404	32	161	429
11.25-28	10.00	44.8	374	38	134	455	36	181	484

FRONT TRACTOR TIRES

TIRE SIZE	RIM WIDTH	WATER		3½ LB SOLUTION			5 LB SOLUTION		
		SOLID AT +32° F		SLUSH-FREE TO -12° F SOLID AT -52° F			SLUSH-FREE TO -53° F SOLID AT -62° F		
		3/4 FILL H_2O	H_2O WEIGHT	GAL H_2O	$CaCl_2$ LBS	TOTAL WT.	GAL H_2O	$CaCl_2$ LBS	TOTAL WT.
4.00-9	3.00	2.0	17	2	6	20	2	8	22
4.50-10	3.00	2.4	20	2	7	24	2	10	25
7.5L-15	6.00	9.7	81	8	29	98	8	39	105
9.5L-15	7.00	12.0	100	10	36	122	10	48	129
11L-15	8.00	15.1	126	13	45	153	12	61	163
5.50-16	4.00	5.2	44	4	16	53	4	21	56
6.50-16	4.50	8.2	68	7	25	83	7	33	88
7.50/8.00-16	6.00	12.0	100	10	36	122	10	48	129
7.50-16	5.50	11.3	95	10	34	115	9	46	122
10.00-16	8.00	18.6	155	16	56	188	15	75	200
11.00-16	10.00	26.9	224	23	81	273	22	109	290
11L-16	8.00	15.4	129	13	46	157	12	62	166
14.5/75-16.1	11.00	29.4	245	25	88	299	24	119	318
14L-16.1	11.00	30.7	256	26	92	311	25	124	331
16.5L-16.1	14.00	46.7	389	40	140	474	38	189	504
7.50-18	5.50	12.5	104	11	37	127	10	50	135
7.50-20	5.50	12.2	102	10	37	124	10	49	132
11.00-24	10.00	36.2	302	31	109	368	29	147	391

FORESTRY/FLOTATION TIRES

TIRE SIZE	RIM WIDTH	WATER		3½ LB SOLUTION			5 LB SOLUTION		
		SOLID AT +32° F		SLUSH-FREE TO -12° F SOLID AT -52° F			SLUSH-FREE TO -53° F SOLID AT -62° F		
		3/4 FILL H_2O	H_2O WEIGHT	GAL H_2O	$CaCl_2$ LBS	TOTAL WT.	GAL H_2O	$CaCl_2$ LBS	TOTAL WT.
42x25.00-20	20.50	59.6	497	51	179	605	48	241	643
48x25.00-20	20.50	91.7	765	79	275	930	74	371	989
48x31.00-20	26.00	114.2	952	98	343	1159	92	462	1232
54x37.00-25	32.00	169.8	1416	146	509	1723	137	687	1832
66x43.00-25	36.00	297.4	2480	255	892	3018	241	1203	3209
66x44.00-25	36.00	367.0	3061	315	1101	3725	297	1485	3961
67x34.00-25	30.00	225.3	1879	193	676	2287	182	911	2432
1050/50R25	36.00	308.7	2574	265	926	3133	250	1248	3331
18.4-26	16.00	80.3	670	69	241	815	65	325	866
23.1-26	20.00	137.0	1142	117	411	1390	111	554	1478
28L-26	25.00	172.5	1439	148	518	1751	140	698	1862
57x31.00-26	25.00	168.7	1407	145	506	1712	136	682	1820
66x43.00-26	36.00	287.4	2397	246	862	2917	232	1162	3101
67x34.00-26	30.00	223.3	1863	191	670	2267	181	903	2410
16.9-30	15.00	72.8	607	62	218	739	59	294	785
24.5-32	21.00	169.2	1411	145	508	1717	137	684	1826
30.5L-32	27.00	236.7	1974	203	710	2403	192	958	2555
DH35.5LB32	31.00	326.7	2724	280	980	3316	264	1321	3525
DH73x44-32	36.00	325.9	2718	279	978	3308	264	1318	3518
VA73x44-32	36.00	350.5	2923	300	1052	3557	284	1418	3782
76x50.00-32	44.00	460.6	3841	395	1382	4675	373	1863	4970
18.4-34	16.00	98.2	819	84	295	997	79	397	1060

METRIC FORESTRY TIRES

TIRE SIZE	RIM WIDTH	WATER		3½ LB SOLUTION			5 LB SOLUTION		
		SOLID AT +32° F		SLUSH-FREE TO -12° F SOLID AT -52° F			SLUSH-FREE TO -53° F SOLID AT -62° F		
		3/4 FILL H_2O	H_2O WEIGHT	GAL H_2O	$CaCl_2$ LBS	TOTAL WT.	GAL H_2O	$CaCl_2$ LBS	TOTAL WT.
600/55-22.5	20.00	84.0	700	72	252	852	68	340	906
700/50-22.5	24.00	101.4	846	87	304	1029	82	410	1094
600/55B26.5	20.00	85.0	709	73	255	863	69	344	917
700/50B26.5	24.00	101.7	848	87	305	1032	82	411	1097
710/45B26.5	24.00	103.2	861	89	310	1048	84	418	1114
750/55B26.5	24.00	139.6	1164	120	419	1417	113	565	1507
600/65B34	20.00	117.4	979	101	352	1192	95	475	1267
700/55B34	24.00	139.3	1162	119	418	1414	113	564	1504

LIGHT INDUSTRIAL TIRES

TIRE SIZE	RIM WIDTH	WATER		3½ LB SOLUTION			5 LB SOLUTION		
		SOLID AT +32° F		SLUSH-FREE TO -12° F SOLID AT -52° F			SLUSH-FREE TO -53° F SOLID AT -62° F		
		3/4 FILL H_2O	H_2O WEIGHT	GAL H_2O	$CaCl_2$ LBS	TOTAL WT.	GAL H_2O	$CaCl_2$ LBS	TOTAL WT.
215/65D14	6.00	6.2	52	5	19	63	5	25	67
215/70D15 (27x8.50-15)	7.00	6.9	57	6	21	70	6	28	74
260/65D15 (27x10.50-15)	8.00	8.7	73	7	26	89	7	35	94
390/60D15 (31x15.50-15)	13.00	20.5	171	18	62	208	17	83	221
265/70D16.5 (10-16.5)	8.25	12.0	100	10	36	122	10	49	130
265/70D16.5 SDT	8.25	9.2	77	8	28	93	7	37	99
305/70D16.5 (12-16.5)	9.75	16.6	138	14	50	169	13	67	179
305/70D16.5 SDT	9.75	13.0	109	11	39	132	11	53	140
330/55D16.5 (31x13.0-16.5)	9.75	14.9	124	13	45	151	12	60	160
395/55D16.5 (33x15.5-16.5)	12.00	21.9	183	19	66	222	18	89	236
14-17.5	10.50	26.8	224	23	80	272	22	108	289
355/70D17.5	10.50	24.2	202	21	73	246	20	98	261
10.5/80-18	9.00	18.1	151	16	54	184	15	73	195
12.0/12.5-18	9.00	21.8	182	19	65	221	18	88	235
12.5/80-18	9.00	23.5	196	20	71	239	19	95	254
320/80R18	10.00	23.6	197	20	71	239	19	95	254
340/80R18	11.00	27.6	230	24	83	280	22	112	298
15-19.5	11.75	31.1	259	27	93	315	25	126	335
385/65D19.5	11.75	31.3	261	27	94	318	25	127	338
445/65D19.5	14.00	45.8	382	39	137	464	37	185	494
10.0/10.5-20	9.00	22.0	183	19	66	223	18	89	237
12.5-20	11.00	28.2	235	24	85	286	23	114	305
15-22.5	11.75	34.7	289	30	104	352	28	140	374
385/65D22.5	11.75	34.7	289	30	104	352	28	140	374
445/65D22.5	14.00	50.4	421	43	151	512	41	204	544
14.9-24	13.00	52.0	434	45	156	528	42	210	562
16.9-24	15.00	69.9	583	60	210	710	57	283	754
17.5L-24	15.00	62.0	517	53	186	629	50	251	669
17.5LR24	15.00	60.0	501	51	180	609	49	243	648
18.4-24	16.00	87.2	727	75	262	885	71	353	941
19.5L-24	16.00	77.1	643	66	231	782	62	312	832
21L-24	18.00	95.1	793	82	285	965	77	385	1026
420/70-24	13.00	50.1	418	43	150	508	41	203	541
500/70R24	16.00	74.4	620	64	223	755	60	301	803
14.9-28	13.00	59.8	499	51	179	607	48	242	645
16.9-28	15.00	78.2	652	67	235	794	63	316	844
16.9-28	15.00	75.5	629	65	226	766	61	305	814
18.4-28	16.00	94.9	792	81	285	963	77	384	1024
21L-28	18.00	107.9	900	93	324	1095	87	437	1165

WARNING AND SAFETY PRECAUTIONS

RMA RECOMMENDED WARNING AND SAFETY PRECAUTIONS

SERIOUS INJURY OR DEATH MAY RESULT FROM:

- EXPLOSION OF TIRE/RIM/WHEEL ASSEMBLY DUE TO IMPROPER MOUNTING — NEVER EXCEED 35 PSI (240 kPa) AIR PRESSURE WHEN SEATING BEADS. ALWAYS USE SAFETY CAGE OR OTHER RESTRAINING DEVICE AND CLIP-ON EXTENSION HOSE. ONLY SPECIALLY TRAINED PEOPLE SHOULD MOUNT TIRES.
- TIRE FAILURE DUE TO MISAPPLICATION/ IMPROPER INFLATION/OVERLOADING/ EXCEEDING MAXIMUM SPEED — FOLLOW TIRE MANUFACTURER'S INSTRUCTIONS. CHECK INFLATION PRESSURE FREQUENTLY WITH GAUGE.
- EXPLOSION OF THE TIRE/RIM/WHEEL ASSEMBLY DUE TO WELDING THE RIM WITHOUT FIRST REMOVING THE TIRE — NEVER REWORK, WELD, HEAT OR BRAZE THE RIM OF A TIRE/ WHEEL/RIM ASSEMBLY.

15.3" DIAMETER; 9" WIDTH EUROPEAN RIMS

Certain European farm implement equipment has been imported into North America with unique diameter rims for which no North American-produced replacement tire sizes are available.

Any attempt to mount and inflate 15" nominal bead diameter tires on these rims may ultimately cause one of the tire beads to break, possibly resulting in serious physical injury or even death.

The rims in question are 15.3" in diameter and 9" wide. However, rims manufactured in 1981 and earlier are marked as 15" diameter; only those manufactured in 1982 and 1983 are marked as 15.3" diameter. The key to avoiding this potentially dangerous situation is the 9" width. The U.S.A. (or Canada) wheel industry does not manufacture a 9" width rim for farm implement use.

The European tire sizes that may be mounted on these rims are:
10.0/75-15.3 (or 15)
11.5/80-15.3 (or 15)
10.5/85-15.3
12.5/80-15.3

U.S.A. (OR CANADA)-PRODUCED FARM IMPLEMENT TIRES ARE NOT TO BE MOUNTED ON ANY 9" WIDE FARM IMPLEMENT RIM.

There is a danger of serious injury or death if a tire of one bead diameter is installed on a rim or wheel of a different rim diameter.

Always replace a tire with another tire of exactly the same bead diameter designation and suffix letters.

For example, a 16" tire goes on a 16" rim. Never mount a 16" tire on a 16.1" or 16.5" rim. A 16.1" tire goes on a 16.1" rim.

Never mount a 16.1" tire on a 16" or 16.5" rim. A 16.5" tire goes on a 16.5" rim. Never mount a 16.5" tire on a 16" or 16.1" rim.

While it is possible to pass a 16" diameter tire over the lip or flange of a 16.1" or 16.5" size diameter rim, it cannot be inflated enough to position itself against the rim flange. If an attempt is made to seat the tire bead by inflating, the tire bead will break with explosive force and could cause serious injury or death.

Rims of different diameters and tapers cannot be interchanged. The following diagram illustrates the difference between rims of two different tapers and diameters:

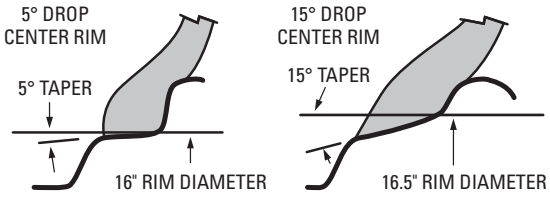

The following diagram shows how beads of a 16" tire will not seat on a 16.5" rim. The beads cannot be forced out against the rim flanges by using more air pressure because this will break the beads, and the tire will explode with force sufficient to cause serious injury or death.

To obtain optimum tire performance, use rims with approved contours. Do not use a rim wider or narrower than recommended. The use of non-approved rim contours may adversely affect tire life and performance. (See Approved Rim Contours on pages 227-231.)

Radial tires may use the same rim contour as the bias tires they replace. However, it is necessary to check with the rim manufacturer to ensure the rims on the vehicle are appropriate for use with radial tires.

Rim dimensions are standardized by The Tire and Rim Association, Inc. for size and contour only, and particular tire and rim combinations are designated to ensure proper mounting and fit of the tire to the rim. The load and cold inflation pressure imposed on the rim and wheel must not exceed the rim and wheel manufacturer's recommendations even though the tire may be approved for a higher load or inflation. Rims and wheels may be identified (stamped) with a maximum load and maximum cold inflation rating. For rims and wheels not so identified or for service conditions exceeding the rated capacities, consult the rim and wheel manufacturers to determine rim and wheel capacities for the intended service.

TIRE DEMOUNTING AND MOUNTING SAFETY PRECAUTIONS

- Tire changing can be dangerous and should be done by trained personnel using proper tools and procedures. Before servicing tires, always read and understand any manufacturer's warning contained in the customer's literature or molded into the tire sidewall.
- Failure to comply with these procedures may result in faulty positioning of the tire and/or rim parts, and cause the assembly to burst with explosive force, sufficient to cause serious physical injury or death. Never mount or use damaged tires or rims.
- Reinflation of any type of tire/rim assembly that has been operated in a run-flat or underinflated condition (80% or less of recommended pressure), can result in serious injury or death. The tire may be damaged on the inside and can explode while you are adding air. The rim parts may be worn, damaged or dislodged and can explosively separate.
- NEVER rework, weld, heat or braze the tire/wheel/rim. Heating the rim of tire/wheel/rim assembly can cause a tire to explode, causing serious injury or death.
- The use of any flammable material during tire servicing is absolutely prohibited. Use of starting fluid, ether, gasoline or any other flammable material to lubricate, seal or seat the beads of a tubeless tire can cause the tire to explode or can cause the explosive separation of the tire/rim assembly, resulting in serious injury or death.
- NEVER hammer, strike or pry on any type of tire/rim assembly while the tire contains inflation pressure. Do not attempt to seat any part while the tire contains any inflation pressure. This could result in serious injury or death.

WARNING AND SAFETY PRECAUTIONS

STAY OUT OF THE TRAJECTORY AS INDICATED BY SHADED AREA.

NOTE:
Under some circumstances, the trajectory may deviate from its expected path. **Always** use a safety cage or other restraining device in compliance with OSHA regulations.

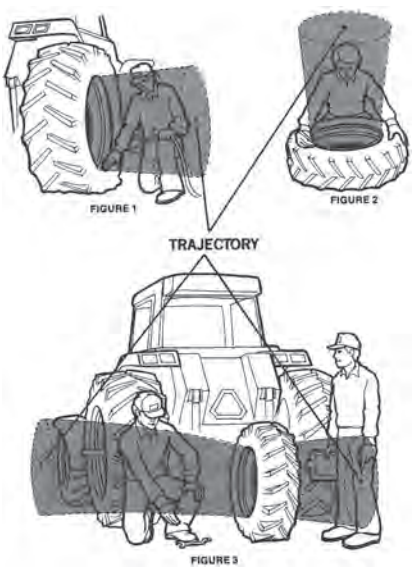

GENERAL SAFETY PRECAUTIONS

1. NEVER reinflate a tire that has been operated in a run-flat or underinflated condition (80% or less of recommended pressure). Demount and inspect all tire and rim parts before reinflating.
2. ALWAYS use specialized tools as recommended by tire supplier for mounting and demounting of tires.
3. BEFORE loosening any nuts or clamps that attach a multi-piece rim assembly to a vehicle, always completely deflate the tire (both tires of a dual assembly) by taking out the valve core(s). Never attempt to demount a tire from a rim unless you are sure that the tire is completely deflated. Failure to follow this practice can cause the assembly to burst with force sufficient to cause serious injury or death.
4. NEVER use any rim part that is bent, pitted from corrosion, cracked or worn. These are unserviceable parts and must be destroyed so that they cannot be used. Remove rust, dirt or foreign material from rim parts.
5. NEVER use a rim part unless you can positively identify it from the manufacturer's stamped markings. If you cannot identify a part, it must be destroyed.
6. ALWAYS inspect inside of tire for loose cords, cuts, penetrating objects or other casing damage. Repairable damage must be repaired before placing tire back into service. Tires with unrepairable damage should be destroyed.
7. NEVER substitute an inner tube for a permissible or non-permissible repair.
8. ALWAYS replace a tire with one having the same rim diameter designation and suffix letters.
9. ALWAYS inspect inside of the tire and remove dirt, liquids or other foreign material before mounting.
10. NEVER install tubes that have buckled or creased.
11. ALWAYS use new tubes in new tires.
12. ALWAYS use radial tubes with tube-type radial tires.
13. NEVER use a tube in a casing larger or smaller than that for which the tube was designed by the manufacturer.
14. ALWAYS check to be sure tube is clean before installing in tire.
15. ALWAYS lubricate with only approved tire mounting lubricant or mild vegetable-oil soap solution. Never use anti-freeze, silicones or petroleum-base lubricants. This will damage the tire.
16. ALWAYS inspect valve cores for proper air retention. Replace damaged or leaky cores.
17. ALWAYS inflate tire to tire manufacturer's recommended cold inflation pressure for the tire's intended service.
18. When inflating a tire off a vehicle, use a safety cage or other restraining device and an extension hose with in-line air gauge and clip-on air chuck, which allows the operator to stand clear of the trajectory.
19. For tube-type tires, inflate to service pressure without the valve core installed and then completely deflate the tire to prevent wrinkles in the tube. Insert the valve core and reinflate the tire to recommended service pressure as specified for the tire and/or rim.
20. ALWAYS use sealing valve caps to prevent loss of air or fluid.
21. ALWAYS check to be sure tire is centered on rim before inflating.

MOUNTING

STEP 1: FIGURE A

- Lubricate both beads and rim.
- Position tire so first bead is in wheel well 180° from valve.

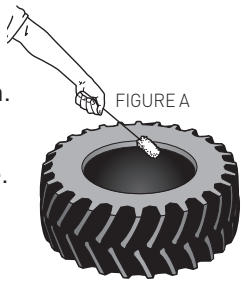
FIGURE A

STEP 2: FIGURE B

- Using tire iron or mounting machine, pry the first bead over the rim flange. Start away from the valve.
- Continue to pry the first bead over the rim flange, working your way toward the valve.
- Finish prying the first bead over the rim flange at the valve.

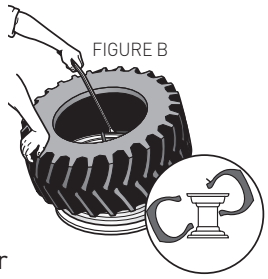
FIGURE B

STEP 3: FIGURE C

- Position tire so both beads are in wheel well 180° from valve.
- Using tire iron or mounting machine, pry the second bead over the rim flange. Start away from the valve.
- Continue to pry the second bead over the rim flange, working your way toward the valve.
- Finish prying the second bead over the rim flange at the valve.

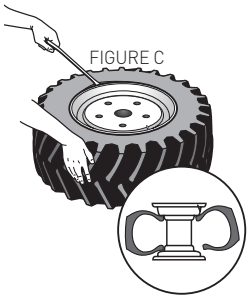
FIGURE C

INFLATING

STEP 4: FIGURE D

- Center tire on wheel before inflation.
- Apply remote air chuck to the valve.
- Insert assembly in a small cage or other device to protect personnel.
- Apply air to the tire and wheel assembly.

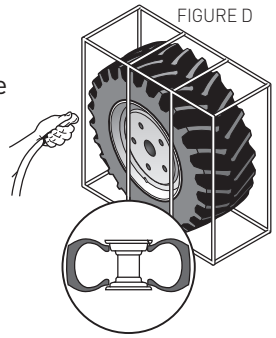
FIGURE D

STEP 5: FIGURE E

- Inflate tire to seat the beads.
- Do not inflate over 35 psi (240 kPa) to seat the beads.
- If beads do not seat at 35 psi (240 kPa), reposition tire on wheel and relubricate.
- Repeat inflation procedure.
- Set to proper inflation pressure.

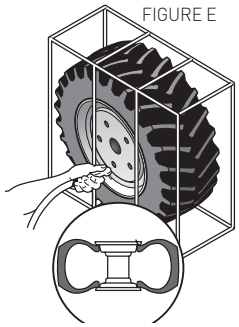
FIGURE E

GENERAL INFORMATION

1. Tire mounting and dismounting can be dangerous; use only trained personnel.
2. Use a non-metallic hammer to mount and dismount tire.
3. Use proper tools and equipment.
4. Be sure all components are clean and dry.
5. If a tube is to be used, use only a new tube in a new tire.
6. Lubricate tire beads, rim bead seat and innertube with a vegetable-based lubricant. Do not use petroleum-based or silicone lubricants.
7. To prevent rim-to-tire slip, the lubricant must dry; therefore, dilute the lubricant with water 50%.
8. Mount the tire with the pry notch 90° from the valve.
9. Mount and dismount tires on the side of the rim closest to the drop center.
10. When prying the bead over the rim flange, use small increments.
11. If a tube is used, double inflate to allow the tube to reposition itself.

DISMOUNTING

STEP 1: FIGURE F

- Deflate the tire completely.
- Keep open flame away from air evacuating the tire (no smoking, no flames).
- Lubricate the pry notch with approved lubricant.



FIGURE F

STEP 2: FIGURE G

- Push bead of the bead seat of the wheel with a "bead breaker."
- Lubricate both beads and rim flange nearest the wheel well.

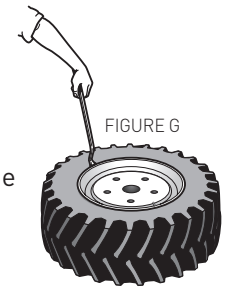

FIGURE G

STEP 3: FIGURE H

- Position the beads in the wheel well 180° from the valve.
- Position an iron or mounting machine at the valve.
- Taking small increments, pry the first bead off the wheel.

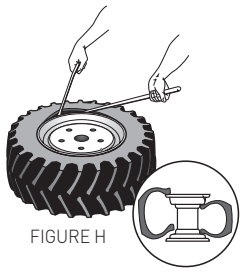

FIGURE H

STEP 4: FIGURE I

- Taking small increments, pry the second bead off the wheel, starting at the valve.
- Complete dismounting the bead away from valve.



FIGURE I

MAXIMUM TIRE PERFORMANCE IN THE FIELD

- Lead/Lag — sometimes referred to as overspeed/underspeed — is a condition found in mechanical front-wheel-drive tractors. Lead/lag conditions can shorten the life of the front tires AND cause wear and tear on the tractor's transfer case.
- Lead/Lag refers to the relationship between the speed of the front wheels and the speed of the rear wheels. If the front wheels' speed is faster than the back wheels' speed, we say that the tractor has a lead condition. If the front wheels' speed is slower than the back wheels' speed, the tractor has a lag condition. And if the front and rear wheels move at the same speed, the tractor would have zero lead/lag. But since front and rear tires are always different sizes, there will always be some amount of lead or lag.
- The desired amount of lead is 2%, which means the front wheels are 2% faster than the rear wheels. Anywhere from 0 to 5% lead is considered acceptable. But no amount of lag is acceptable. A lag condition puts excessive strain on the tractor's transfer case, and it causes the front tires to wear out more quickly than they would under normal operating conditions.

MEASURING THE AMOUNT OF LEAD/LAG ON A MECHANICAL FRONT-WHEEL-DRIVE TRACTOR

Testing for lead/lag is a four-step process that requires three people: one to drive the tractor, one to count the revolutions of the rear wheel, and one to count the revolutions of the front wheel.

1. Mark the tires. Using a piece of chalk, mark both the front and rear tires on one side of the tractor. Draw one line on the side of the rear tire, and 10 evenly spaced lines on the side of the front tire.
2. Find a long, straight piece of ground with firm soil on which to drive the tractor and begin conducting the test. Start with the chalk line on the rear tire pointing straight down. With front wheels engaged, drive the tractor forward. Using the chalk line as a guide, have one person count the number of revolutions of the rear tire and another person count the number of revolutions of the front tire. When the rear tire has made exactly 10 revolutions, stop the tractor and write down the number of revolutions the front tire made, to the nearest tenth of a revolution. To ensure an accurate reading, repeat the procedure at least one more time.
3. With the front wheels in neutral (disengaged), repeat the process. After the rear tire has made 10 revolutions, stop the tractor and write down the number of revolutions the front tire made, to the nearest tenth of a revolution. Again, it's a good idea to repeat the procedure at least once to ensure your reading is accurate. When you have accurate readings with and without the front wheels engaged, you're ready to calculate the percentage of lead or lag.
4. Divide the number of revolutions of the front tire with the front wheels engaged by the number of revolutions of the front tire with the front wheels in neutral, and then subtract one. If the resulting number is greater than zero — a positive number — the tractor has a lead condition. If the resulting number is less than zero — a negative number — the tractor has a lag condition.

   Here are two examples. In the first example, suppose the number of revolutions of the front tire engaged was 14.3, and the number of revolutions of the front tire in neutral was 13.8. Dividing 14.3 by 13.8, you get 1.036. Subtract one from 1.036, and you get a positive .04. This means the tractor has 4% lead. In the second example, let's say the number of revolutions of the front tire engaged was 13.3, and the number of revolutions of the front tire in neutral was 13.8. Dividing 13.3 by 13.8, you get .96. Subtract one from .96, and you get a negative .04. This means the tractor has about a 4% lag.

   Referring back to our acceptable and unacceptable amounts of lead and lag, you can see that the 4% lead would fall into the acceptable range of 0 to 5%, but the 4% lag is unacceptable and should be corrected.

CORRECTING LEAD/LAG

To correct lead or lag, change to front tires with a different diameter. If you have a lead condition of more than 5%, you would change to a front tire with a smaller diameter. If you have a lag condition, you'd change to a front tire with a larger diameter. If you have a tractor with 6% lead, use a front that's 4% smaller. If you have 6% lag, use a front that's 8% larger.

A final note. The wear and tear on the front tires and the tractor's transfer case as the result of lead/lag is increased during on-road travel. That's why it's important to always have the front wheels in neutral when the tractor is driven on-road.

HOW TO CONTROL POWER HOP ON MECHANICAL FRONT-WHEEL-DRIVE TRACTORS

To correct lead or lag, change to front tires with a different diameter. If you have a lead condition of more than 5%, you would change to a front tire with a smaller diameter. If you have a lag condition, you'd change to a front tire with a larger diameter. If you have a tractor with 6% lead, use a front that's 4% smaller. If you have 6% lag, use a front that's 8% larger.

An important note. The wear and tear on the front tires and the tractor's transfer case as the result of lead/lag is increased during on-road travel. That's why it's important to always have the front wheels in neutral when the tractor is driven on-road.

Agricultural tire dealers and service personnel should follow the recommended procedures below to reduce or eliminate power hop on mechanical front-wheel-drive tractors.

The overall goal is to reduce or eliminate power hop, which can be done by:

- Stiffening the front tires by either increasing tire inflation or adding liquid ballast.
- Softening the rear tires by reducing tire inflation and removing liquid ballast.

Generally, to successfully control power hop, a mechanical front-wheel-drive tractor must be equipped with duals or triples on the rear axle. Front duals or a front axle suspension can also help.

STEP 1:
Check for proper weight distribution. If you find the tractor is not properly ballasted, adjust it according to the manufacturer's ballasting recommendations for weight split, total working weight and wheel slip.

Generally, the weight split will be 35% front, 65% rear. Once the tractor is properly ballasted, proceed to step 2.

STEP 2:
Adjust front and rear tire inflation pressures. Adjust the inflation pressures in both the front AND rear tires as follows. (NOTE: BOTH FRONTS AND REARS NEED TO BE DRY.)

Front Radials:
Increase inflation pressure to the maximum load listed in Firestone Data Book.

Front Bias:
Increase 8-ply tires to 30 psi (210 kPa)
Increase 12-ply tires to 36 psi (250 kPa)

Rears:
Set both radial and bias tires to the minimum pressure required to carry the axle load.

Check the tractor for hop and performance. If power hop has been eliminated, no further adjustments are necessary. If power hop still persists and the front tires are dry, proceed to step 3.

STEP 3:
Check for proper weight distribution. If you find the tractor is not properly ballasted, adjust it according to the manufacturer's ballasting recommendations for weight split, total working weight and wheel slip.

Remove all front ballast weights. Keep tire pressures the same as in the previous step. Check the tractor for hop and performance. If power hop persists, proceed to step 4.

STEP 4:
Add liquid ballast to front tires ONLY. Using the appropriate equipment, install liquid ballast in ALL the front tires to 75% (normal) fill. The tire is 75% filled when the valve stem is in the 12 o'clock position. (Note: Keep rear tires dry.)

Check the tractor again for hop and performance.

If the power hop is still present, contact Firestone Ag Field Engineering at 1-800-847-3364.

IMPORTANT:
When you are done in the field, make sure to adjust the front tires back to normal psi pressure.

HOW TO CONTROL POWER HOP ON FOUR-WHEEL-DRIVE TRACTORS

Agricultural tire dealers and service personnel should follow this recommended step-by-step procedure, including how to determine minimum tire inflation pressure, to reduce or eliminate power hop on four-wheel-drive tractors.

The overall goals in controlling power hop on four-wheel-drive tractor pulling implements are:

- Having a tractor with as close to a 51% front and 49% rear static weight split as possible.
- Having tire inflation set to the lowest pressure that will carry the static axle load.

To accomplish this, you will need to soften the tire spring rate and/or alter the static weight split.

It is not possible to control power hop if the tractor is not equipped with duals or triples on both axles.

STEP 1:
Determine the correct axle weight. Check for proper weight distribution. Get as close to 51% front and 49% rear as possible.

Remove any suitcase weights from the front and add them to the rear, if possible. The front tires must be dry. If needed, hydro-inflate ALL the rear tires to 38% fill (4 o'clock or 8 o'clock position) to get the correct weight distribution.

STEP 2:
Match inflation to the load on ALL tires. Set the inflation pressure on all tires, fronts and rears, to the minimum value needed to carry the static axle load. The individual tire load is determined by dividing the static axle load by the number of tires on the axle.

Check the tractor for hop and performance. If power hop persists, proceed to step 3.

STEP 3:
Add 6 psi (40 kPa) to the rear tires only.

Check the tractor for hop and performance. If power hop persists, proceed to step 4.

STEP 4:
Add 6 psi (40 kPa) more to the rear tires only.

Check the tractor for hop and performance again.

If power hop is still present, contact Firestone Ag Field Engineering at 1-800-847-3364.

IMPORTANT:
When you are done in the field, make sure to adjust the front tires back to normal psi pressure.

SIZE	MATERIAL NUMBER	TIRE NAME	L/R PLY	RCI	OVERALL DIAMETER	PAGE
4.50-10	344-648	Farm Service Rib TLF2	4	–	19.2	63
20x8.00-10	381-755D	Turf & Field TLG2	4	–	19.9	152
21x8.00-10	381-653D	Turf & Field TLG2	4	–	20.9	152
6-12	344-699	Farm Service Dia TLR3	4	–	22.2	65
6-12	344-362	Farm Service Dia TLR3	4	-	24.2	65
23x8.50-12	381-789D	Turf & Field TLG2	4	–	23.2	152
23x10.50-12	381-738D	Turf & Field TLG2	4	–	23.0	152
24x8.50-12	381-721D	Turf & Field TLG2	4	–	23.6	152
26x12.00-12	381-772D	Flotation 23° TLG1	8	–	25.5	140
5-14	344-443	Farm Service Lug-M TLR1	4	–	23.8	62
8.5L-14	339-148	Farm Implement TTI1	6	–	28.2	115
9.5L-14	358-940	Farm Implement TLI1	8	–	29.0	115
11L-14	350-028	Farm Implement TLI1	8	–	29.4	115
24x8.50-14	344-591	Pillow Dia TLG2	4	–	23.7	64
25x8.50-14	381-687D	Turf & Field TLG2	4	–	25.4	152
25x8.50-14	381-704D	Turf & Field TLG2	6	–	25.5	152
200/85D14	365-571D	Super All Traction II 23° TLR1	88A8	–	27.4	150
215/65D14	365-622D	Flotation Super All Traction TL	90A8	–	25.0	142
215/65D14	365-588D	Super Traction Duplex TLNHS	104A8	–	25.0	151
5.00-15	375-278	Guide Grip 3-Rib TTF2	4	–	25.6	111
5.00-15	310-069	Power Implement TLI3	4	–	25.8	123
5.00-15	375-346	Rib Implement TTI1	4	–	25.2	117
5.90-15	339-288	Farm Implement TLI1	4	–	26.0	115
5.90-15	362-034	Farm Implement Stubble Stomper TLI1	4	–	26.0	115
6.70-15	339-296	Farm Implement TLI1	4	–	27.5	115
6.70-15	375-652	Farm Implement TLI1	6	–	27.7	115
7.5L-15	374-666	Guide Grip 3-Rib TLF2	6	–	29.2	111
7.60-15	325-864	Duo Rib Planter TTI1	6	–	29.3	119
7.60-15	340-529	Power Implement TLI3	6	–	29.2	123
7.60-15	339-369	Farm Implement TLI1	8	–	28.7	115
8.0/75-15	361-941D	Rancher TLG1	6	–	27.9	149
9.5L-15	375-227	Champion Guide Grip 4-Rib TLF2	8	–	30.6	109
9.5L-15	339-377	Farm Implement TLI1	8	–	30.0	115
9.5L-15	355-860	Farm Implement TLI1	12	–	30.0	115
9.5L-15FI	374-598	Highway Special TLI1	E	–	30.8	114
10.00-15	329-614	Farm Tire TLI1	8	–	33.3	116
11L-15	375-142	Champion Guide Grip 3-Rib TLF2	8	–	32.4	110
11L-15	368-359D	Champion Guide Grip 3-Rib TLF2	8	–	32.0	138
117-15	376-570	Champion Guide Grip 4-Rib TLF2	8	–	32.1	109
11L-15	339-547	Farm Implement TLI1	8	–	30.6	115
11L-15	316-024	Industrial Special TLF3	8	–	30.9	112
11L-15	326-011	Industrial Special TLF3	10	–	30.9	112
11L-15	339-482	Farm Implement TLI1	12	–	30.6	115
11L-15FI	374-581	Highway Special TLI1	F	–	30.6	114

Letter "D" following material number = discontinued

TIRES BY SIZE INDEX

SIZE	MATERIAL NUMBER	TIRE NAME	L/R PLY	RCI	OVERALL DIAMETER	PAGE
12.5L-15	340-561	Power Implement TLI3	8	–	33.3	123
12.5L-15	339-598	Farm Implement TLI1	10	–	32.1	115
12.5L-15	354-538	Farm Implement TLI1	12	–	32.1	115
12.5L-15	378-457	Farm Implement TLI1	18	–	32.1	115
12.5L-15FI	374-564	Highway Special TLI1	F	–	32.8	114
27x8.50-15	381-670D	Turf & Field TLG2	4	–	27.1	152
27x8.50-15	350-672	Super Traction Loader TLI3	6	–	26.7	60
27x8.50-15	379-460	Farm Implement TLHF1	8	–	26.7	126
27x9.50-15	357-804	Farm Implement TLI1	8	–	27.5	115
29x12.00-15	359-785	Turf & Field TLHF2	6	–	29.2	127
31x13.50-15	355-518	Rib Implement TLI1	8	–	30.8	117
31x13.50-15	354-856	Turf & Field TLHF2	8	–	30.6	127
31x13.50-15	359-025	Rib Implement Stubble Stomper TLI1	10	–	30.8	117
31x13.50-15	362-190	Turf & Field Stubble Stomper TLHF2	10	–	30.6	127
31x13.50-15	358-622	Rib Implement TLI1	12	–	30.8	117
31x15.50-15	314-420	Flotation 23° TLG1	8	–	31.2	96
IF210/75R15	005-514	Destination Farm Radial Imp TLL1	115D	-	27.5	113
IF240/80R15	000-543	Destination Farm Radial Imp TLL1	121D	–	30.1	113
IF265/85R15	000-544D	Destination Farm Radial Imp TLL1	121D	–	32.5	140
IF265/85R15	001-585	Destination Farm Radial Imp TLL1	125D	–	32.5	113
IF280/70R15	000-410D	Destination Farm Radial Imp TLL1	128D	–	30.5	140
IF280/70R15	004-844	Destination Farm Radial Imp TLL1	134D	-	30.5	113
IF320/65R15	007-119	Destination Turf TLI2	142D	-	31.1	120
IF320/70R15	003-166	Destination Farm Radial Imp TLL1	144D	-	32.6	113
IF320/70R15	006-264	Destination Turf TLI2	144D	-	32.6	120
6.00-16	374-700	Champion Guide Grip 3-Rib TLF2	6	–	29.1	110
6.00-16	368-019D	Champion Guide Grip 4-Rib TTF2	6	–	28.7	138
6.00-16	339-199	Farm Implement TTI1	6	–	27.9	115
6.50-16	374-683	Champion Guide Grip 3-Rib TLF2	6	–	30.4	110
7.50-16	374-751	Champion Guide Grip 3-Rib TLF2	8	–	32.0	110
7.50-16	374-717	Champion Guide Grip 4-Rib TLF2	8	–	31.5	109
7.50R16	364-976D	Radial 4000 TLR1W	102B	–	31.2	145
8-16	359-661D	All Traction Field & Road TLG1	4	–	31.1	138
8-16	344-494	Farm Service Lug-M TLR1	4	–	30.9	62
8-16	360-376D	All Traction Field & Road TLG1	6	–	31.1	138
9.5-16	351-814D	Traction Field & Road TLR1	4	–	33.0	151
9.5-16	376-808	Super All Traction II 23° TLR1	4	–	33.2	55
9.5-16	352-241D	Traction Field & Road TTR1	6	–	33.0	151
9.5-16	351-776	Turf & Field TLR3	6	–	32.3	108
10.00-16	340-588D	Champion Guide Grip Single Rib TLF1	6	–	35.8	139
10.00-16	339-849D	Champion Guide Grip 4-Rib TLF2	6	–	34.9	138
10.00-16	350-877	Champion Guide Grip 3-Rib TTF2	8	–	35.2	110
10.00-16	357-847	Champion Guide Grip 3-Rib Stubble Stomper TLF2	8	–	35.2	110
10.00-16	357-898	Champion Guide Grip 4-Rib Stubble Stomper TLF2	8	–	34.9	109

Letter "D" following material number = discontinued

SIZE	MATERIAL NUMBER	TIRE NAME	L/R PLY	RCI	OVERALL DIAMETER	PAGE
10.00-16	339-865	Champion Guide Grip 4-Rib TLF2	8	–	34.9	109
10.00-16	368-750	Champion Guide Grip 4-Rib TLF2	10	–	34.9	109
11L-16	359-831	Farm Implement TLI1	8	–	31.4	115
11.00-16	350-885	Champion Guide Grip 3-Rib TTF2	8	–	38.1	110
11.00-16	357-855	Champion Guide Grip 3-Rib Stubble Stomper TLF2	8	–	38.1	110
11.00-16	339-873	Champion Guide Grip 4-Rib TLF2	8	–	37.8	109
11.00-16	357-901	Champion Guide Grip 4-Rib Stubble Stomper TLF2	8	–	37.8	109
11.00-16	342-602	Champion Guide Grip 4-Rib TLF2	12	–	37.8	109
12.4-16	345-202	Traction Field & Road TTR1	4	–	37.6	56
12.5L-16	339-474D	Farm Implement TTI1	8	–	33.1	140
12.5L-16	339-490	Farm Implement TLI1	12	–	33.1	115
12.5L-16	356-840	Farm Implement TLI1	14	–	33.1	115
280/70R16	365-010D	Radial 4000 TLR1W	112B	30	31.7	145
13.6-16	345-210	Turf & Field TTR3	4	–	38.5	108
13.50-16.1	342-688	Power Implement TLI3	8	–	41.1	123
13.50-16.1	325-015	All Non-Skid (ANS) Farm TLI2	10	–	40.6	121
14L-16.1	354-449	Champion Guide Grip 3-Rib TLF2	8	–	38.8	110
14L-16.1	365-537	Champion Guide Grip 4-Rib TLF2	8	–	38.8	109
14L-16.1	354-686	Farm Implement TLI1	8	–	37.0	115
14L-16.1	322-687	Champion Guide Grip 3-Rib TLF2	10	–	38.8	110
14L-16.1	359-432	Champion Guide Grip 4-Rib TLF2	12	–	38.5	109
14L-16.1	365-520	Farm Implement TLI1	12	–	37.0	115
14L-16.1	376-876	Farm Implement TLI1	14	–	37.0	115
16.5L-16.1	310-514	All Non-Skid (ANS) Farm TLI2	6	–	40.8	121
16.5L-16.1	340-618	Power Implement TLI3	6	–	41.0	123
16.5L-16.1	339-938	Champion Guide Grip 4-Rib TLF2	8	–	41.7	109
16.5L-16.1	317-365	All Non-Skid (ANS) Farm TLI2	10	–	40.8	121
16.5L-16.1	339-636	Farm Implement TLI1	10	–	39.9	115
16.5L-16.1	342-467	Power Implement TLI3	10	–	41.0	123
16.5L-16.1	342-483	Farm Implement TLI1	14	–	39.9	115
18.4-16.1	320-943D	All Non-Skid Tractor TLR3	6	–	43.6	138
18.4-16.1	359-564	Traction Field & Road TLR1	8	–	44.8	56
19L-16.1	359-777	Farm Tire L TLI1	12	–	41.6	116
21.5L-16.1	312-770	Turf & Field TL13	6	–	44.1	122
21.5L-16.1	359-408	Power Implement TLI3	8	–	45.8	123
21.5L-16.1	318-507	Farm Tire L TLI1	10	–	43.5	116
21.5L-16.1	355-887	Turf & Field TL13	10	–	44.1	122
21.5L-16.1	325-848	Farm Tire L TLI1	14	–	43.5	116
21.5L-16.1	359-416	Power Implement TLI3	14	–	45.8	123
250/85D16.5	365-401D	Super All Traction II 23° TLR1	102A8	–	33.0	150
265/55D16.5	365-350D	Flotation Super All Traction TL	93A8	–	27.9	142
320/55D16.5	365-384D	Flotation Super All Traction TL	102A8	–	29.7	142
395/55D16.5	360-503	Duraforce DT TLNHS	12	–	33.0	59
36x16-17.5	318-523	Rib Duplex Farm TLI1	8	–	36.8	118

Letter "D" following material number = discontinued

TIRES BY SIZE INDEX

SIZE	MATERIAL NUMBER	TIRE NAME	L/R PLY	RCI	OVERALL DIAMETER	PAGE
36x16-17.5	361-968	Rib Duplex Farm TLI1	14	–	36.8	118
355/70D17.5	361-666	Duraforce ND TLNHS	10	–	36.2	59
4.00-18	368-087D	Rib Implement TTI1	4	–	26.4	149
4.00-18	368-529D	Rib Planter TL TTI1	4	–	26.4	149
7.50R18	364-993D	Radial 4000 TLR1W	104B	–	33.5	145
8-18	355-925	Farm Service Lug-M TLR1	4	–	33.1	62
280/70R18	365-027	Radial 4000 TLR1W	114B	31	33.7	54
15-19.5	370-637D	Transport Duplex TL	14	–	39.3	151
40x19-19.5	323-004	Non-Directional Duplex Farm TLI3	14	–	39.6	124
VF245/70R19.5	000-555D	Destination Farm Radial Imp TLI1	134D	–	33.4	140
VF245/70R19.5	001-581	Destination Farm Radial Imp TLI1	142D	–	33.4	113
VF265/70R19.5	000-896	Destination Farm Radial Imp TLI1	141D	–	34.4	113
VF285/70R19.5	000-895	Destination Farm Radial Imp TLI1	145D	–	35.4	113
380/70D19.5	365-639D	Flotation Super All Traction TL	122A8	–	40.3	142
385/65D19.5	361-682	Duraforce ND TLNHS	12	–	40.1	59
7.50-20	313-424	Duo Rib Planter TLI1	4	–	37.1	119
7.50-20	352-594	Champion Guide Grip 3-Rib TTF2	6	–	35.8	110
7.50-20	339-326	Farm Implement TLI1	6	–	34.7	115
11.25-20	362-970D	Rib Implement TLI1	14	–	40.6	149
42x25.00-20	358-304	Flotation 23° Deep Tread TLHF3	12	–	43.8	99
48x25.00-20	344-184	Flotation 23° Deep Tread TLHF3	10	–	51.0	99
48x25.00-20	328-057	Flotation 23° (Center Rib) TLHF2	10	–	48.5	97
48x25.00-20	360-422	Flotation Free Rolling TLHF2	12	–	48.5	98
48x31.00-20	361-984	Flotation 23° (Center Rib) TLHF2	14	–	48.5	97
48x31.00-20	361-976	Flotation 23° Deep Tread TLHF3	14	–	51.0	99
48x31.00-20	360-430	Flotation Free Rolling TLHF2	14	–	48.5	98
280/70R20	365-826D	Radial 4000 TLR1W	116B	32	35.7	145
300/70R20	365-044D	Radial 4000 TLR1W	120B	–	37.0	145
335/80D20	344-982	Pillow Dia TLG2	4	–	42.4	64
360/70R20	365-843D	Radial 4000 TLR1W	129B	–	41.4	145
8.3-22	378-695	Farm Service Lug-18 TTR2	6	–	37.2	61
9.5-22	358-649D	Turf & Field TLR3	4	–	39.2	152
9.5-22	363-752	Farm Service Lug-M TLR1	6	–	39.2	62
11-22.5	364-874D	Transport Rib TL	12	–	41.5	151
VF255/70R22.5	000-898	Destination Farm Radial Imp TLI1	146D	–	37.3	113
VF295/75R22.5	000-554D	Destination Farm Radial Imp TLI1	145D	–	40.1	140
VF295/75R22.5	001-583	Destination Farm Radial Imp TLI1	151D	–	40.1	113
VF385/65R22.5	000-582D	Destination Farm Radial Imp TLI1	158D	–	42.7	140
VF385/65R22.5	000-899	Destination Farm Radial Imp TLI1	163D	–	42.7	113
445/65D22.5	361-720	Duraforce ND TLNHS	16	–	46.2	59
VF445/65R22.5	000-583D	Destination Farm Radial Imp TLI1	169D	–	45.8	140
VF445/65R22.5	001-584	Destination Farm Radial Imp TLI1	174D	–	45.8	113
600/55-22.5	364-653	Flotation Implement TLI3	16	–	50.0	125
700/50-22.5	359-033	Flotation Implement TLI3	16	–	50.0	125

Letter "D" following material number = discontinued

SIZE	MATERIAL NUMBER	TIRE NAME	L/R PLY	RCI	OVERALL DIAMETER	PAGE
8.3-24	351-733	All Non-Skid Tractor TLR3	4	–	38.8	50
8.3-24	351-644	Traction Field & Road TLR1	4	–	38.9	47
9.00-24	356-212	Rib Implement TTI1	8	–	43.1	117
9.5-24	306-096	All Non-Skid Tractor TTR3	4	–	39.8	50
9.5-24	371-351	Super All Traction II 23° TLR1	6	–	41.2	46
11.2-24	344-869	Farm Service Dia TLR3	4	–	42.2	65
11.2-24	349-984D	Irrigation Special TTR1	4	–	43.1	144
11.2-24	321-893	Irrigation Special TLR1	4	–	43.1	105
11.2-24	365-163	Super All Traction II 23° TLR1	4	–	43.4	46
11.2-24	351-725	Traction Field & Road TLR1	6	–	43.0	103
11.2-24	365-180	Super All Traction II 23° TLR1	8	–	43.4	46
11.25-24	324-221	Rib Implement TLI1	8	–	46.7	117
11.25-24	355-534	Rib Implement TLI1	12	–	46.7	117
12.4-24	365-299	Super All Traction II 23° TLR1	4	–	45.6	46
12.4-24	365-231D	Super All Traction II 23° TLR1	8	–	45.6	150
12.4-24	372-541	Super All Traction II 23° TLR1	8	–	45.6	46
12.4-24	357-987	Traction Field & Road TLR1	12	–	45.8	47
13.6-24	372-575	Super All Traction II 23° TLR1	8	–	47.6	46
13.6-24	369-719D	Super All Traction II 23° TLR1	8	–	47.6	150
14.9-24	322-679D	Irrigation Special TTR1	4	–	50.0	144
14.9-24	322-377	Irrigation Special TLR1	4	–	50.0	105
14.9-24	342-459	Irrigation Special TLR1	4	-	50.0	105
14.9-24	000-912	Irrigation Special TLR1	6	–	50.0	105
14.9-24	359-556	All Non-Skid Tractor TLR3	6	–	49.8	85
14.9-24	365-061	Super All Traction II 23° TLR1	6	–	49.8	46
14.9-24	345-334	Traction Field & Road TLR1	6	–	49.0	103
14.9-24	351-849	All Traction Utility TLR4	8	–	48.9	58
14.9-24	352-837D	Champion Spade Grip TTR2	8	–	51.9	139
14.9-24	373-238	Super All Traction II 23° TLR1	8	–	49.8	46
14.9-24	358-584	All Traction Utility TLR4	12	–	48.9	87
14.9-24	359-610	Champion Spade Grip TLR2	12	–	51.9	49
16.9-24	351-709	All Non-Skid Tractor TLR3	6	–	51.9	85
16.9-24	309-281	All Traction Utility TLR4	8	–	51.9	51
16.9-24	359-505	Traction Field & Road TLR1	8	–	52.4	47
16.9-24	358-789	All Non-Skid Tractor TLR3	10	–	51.9	85
16.9-24	343-889D	Super All Traction FWD TLR1	10	–	52.8	150
16.9R24	340-405	Radial All Traction FWD TLR1	134B	39	52.5	42
17.5L-24	315-486	All Traction Utility TLR4	8	–	48.9	58
19.5L-24	356-190	Turf & Field TLR3	10	–	52.4	57
280/85R24	000-547D	Performer 85 TLR1W	115B	36	42.8	144
280/85R24	000-565	Performer 85 TLR1W	115D	36	42.8	37
280/85R24	377-148D	Performer 85 TLR1W	115B	36	42.8	144
280/85R24	368-801D	Radial 6000 TLR1W	115B	36	43.1	145
320/85R24	000-566	Performer 85 TLR1W	122D	37	45.6	37

Letter "D" following material number = discontinued

TIRES BY SIZE INDEX

SIZE	MATERIAL NUMBER	TIRE NAME	L/R PLY	RCI	OVERALL DIAMETER	PAGE
320/85R24	377-165D	Performer 85 TLR1W	122B	37	45.6	144
320/85R24	368-818D	Radial 6000 TLR1W	122B	37	45.3	145
320/85R24	362-681	Radial All Traction DT TLR1W	122B	37	45.1	33
340/85R24	000-567	Performer 85 TLR1W	125D	38	47.0	37
340/85R24	377-199D	Performer 85 TLR1W	125B	38	47.0	144
340/85R24	368-835D	Radial 6000 TLR1W	125B	38	47.2	145
340/85R24	362-698	Radial All Traction DT TLR1W	125B	38	47.0	33
380/70R24	362-042D	Radial 6000 TLR1W	125B	38	46.9	145
380/70R24	379-341	Performer 70 TLR1W	125D	37	46.9	38
380/85R24	000-549	Performer 85 TLR1W	131D	38	49.4	37
380/85R24	376-961D	Performer 85 TLR1W	131B	38	49.4	144
85R24	362-715	Radial All Traction DT TLR1W	131B	38	49.0	33
380/85D24	373-765	Champion Hydro ND TLR1	145	–	49.4	102
420/70-24	351-040	All Traction Utility TLR4	6	–	46.4	58
420/70R24	368-886D	Radial 6000 TLR1W	130B	38	49.2	145
420/70R24	379-188	Performer 70 TLR1W	130D	38	48.8	38
420/85R24	000-599	Performer 85 TLR1W	137D	40	52.1	37
420/85R24	377-182D	Performer 85 TLR1W	137B	40	52.1	144
460/60D24	365-418D	Flotation Super All Traction TL	128A8	–	45.7	142
480/65R24	365-673	Radial 9000 TLR1W	140B	38	49.6	34
480/70R24	381-551	Performer 70 TLR1W	138D	39	51.8	38
540/65R24	359-165	Radial 9000 TLR1W	140B	40	52.5	34
54x37.00-25	352-055	Flotation 23° Deep Tread TLHF3	12	–	56.3	77
54x37.00-25	352-063	Flotation 23° DT (WTP) Logger TLHF3	12	–	56.3	130
54x37.00-25	373-102	Flotation 23° DT (WTP) Logger TLHF3	20	–	56.3	130
66x43.00-25	340-693	Flotation 23° Deep Tread TLHF3	10	–	67.8	77
66x43.00-25	354-392	Flotation 23° DT (WTP) Logger TLHF3	14	–	67.8	130
66x43.00-25	354-325	Flotation 23° XDT Logger TLHF4	14	–	70.7	132
66x43.00-25	358-312	Flotation 23° Deep Tread TLHF3	16	–	67.8	77
66x43.00-25	375-465	Flotation 23° TLHF2	20	–	66.5	76
66x44.00-25	341-940D	Flotation All Terrain TLHF1	6	–	67.0	142
66x44.00-25	354-511D	Flotation All Terrain TLHF1	16	–	67.0	142
66x44.00-25	361-747D	Flotation All Terrain TLHF1	16	–	67.0	142
66x44.00-25	371-674	Flotation All Terrain TLHF1	20	–	67.0	78
67x34.00-25	351-997D	Flotation 23° TLHF2	12	–	68.0	141
67x34.00-25	354-902	Flotation 23° DT (WTP) Logger TLHF4	14	–	69.2	131
1050/50R25	359-041D	Radial Flotation 23° DT TLHF3	172B	–	67.3	148
14.9-26	345-288	Traction Field & Road TTR1	6	–	52.0	47
14.9-26	343-897	Super All Traction FWD TLR1	10	–	52.4	45
14.9R26	340-456	Radial All Traction FWD TLR1	132B	39	51.8	42
16.9-26	355-119	Traction Field & Road TTR1	6	–	54.0	47
16.9-26	326-712	Champion Spade Grip TLR2	10	–	56.6	49
16.9-26	343-900	Super All Traction FWD TLR1	10	–	54.8	27
18.4-26	315-958	All Non-Skid Tractor TLR3	6	–	56.0	50

Letter "D" following material number = discontinued

SIZE	MATERIAL NUMBER	TIRE NAME	L/R PLY	RCI	OVERALL DIAMETER	PAGE
18.4-26	358-266D	Champion Spade Grip TLR2	6	–	57.8	139
18.4-26	343-846	Super All Traction FWD TLR1	6	–	57.6	27
18.4-26	345-326D	Traction Field & Road TTR1	8	–	57.4	151
18.4-26	326-445	Champion Spade Grip TLR2	10	–	57.8	84
18.4-26	361-771	Forestry Special CRC SS TTLS2	10	–	56.9	134
18.4-26	343-919	Super All Traction FWD TLR1	10	–	57.6	80
18.4-26	369-753	All Non-Skid Tractor TLR3	12	–	56.0	85
18.4-26	362-443D	Traction Field & Road TLR1	12	–	57.4	151
18.4R26	340-421	Radial All Traction FWD TLR1	140B	41	57.1	73
23.1-26	345-377	All Non-Skid Tractor TLR3	8	–	59.7	85
23.1-26	344-095	Super All Traction 23° TLR1	8	–	63.0	79
23.1-26	362-647	Champion Spade Grip TLR2	10	–	66.5	84
23.1-26	361-798D	Forestry Special CRC TLLS2	10	–	63.5	143
23.1-26	323-527	All Non-Skid Tractor TLR3	12	–	59.7	85
23.1-26	378-491D	All Non-Skid Tractor TLR3	14	–	59.7	138
23.1-26	361-801	Forestry Special CRC TTLS2	14	–	63.5	134
23.1-26	000-407	Forestry Special CRC SS TLS2	20	–	63.5	134
23.1-26	362-460	Super All Traction 23° TLR1	14	–	63.0	79
23.1R26	379-375	Radial All Traction 23° TLR1	166B	43	63.3	72
28L-26	351-008	All Non-Skid Tractor TLR3	12	–	60.7	85
28L-26	351-857	All Non-Skid Tractor II TLR3	12	–	62.6	86
28L-26	358-282	Champion Spade Grip TLR2	12	–	65.9	84
28L-26	344-060	Super All Traction 23° TLR1	12	–	63.6	79
28L-26	362-494	Forestry Special CRC SS TLLS2	14	–	64.5	134
28L-26	351-938D	Super All Traction 23° TTR1	14	–	63.6	150
28L-26	362-220	All Non-Skid Tractor TLR3	16	–	60.7	85
28L-26	362-085	All Non-Skid Tractor II TLR3	16	–	62.6	86
28L-26	379-868	Champion Spade Grip TLR2	16	–	65.9	84
28L-26	362-511	Forestry Special CRC SS TTLS2	16	–	64.5	134
57x31.00-26	362-077D	Flotation All Terrain TLHF1	6	–	58.0	142
66x43.00-26	354-422	Flotation 23° DT (WTP) Logger TLHF3	14	–	67.8	130
66x43.00-26	354-333D	Flotation 23° XDT Logger TLHF4	14	–	70.7	142
67x34.00-26	354-899	Flotation 23° DT (WTP) Logger TLHF4	14	–	69.2	131
420/85R26	362-528	Radial All Traction FWD TLR1	138B	40	54.5	23
750/65R26	376-791	Radial All Traction DT TLR1W	166B	44	64.6	69
750/65R26	000-906	Radial All Traction DT TLR1W	169B	44	64.1	69
VF750/65R26	000-556	Radial All Traction DT TLR1W	177B	43	64.0	69
VF620/75R26	001-603	Radial All Traction DT TLR1W	172B	43	62.1	69
600/55B26.5	359-289D	Forestry Environmental Lug 700 TL	20	–	52.8	143
700/50B26.5	359-297D	Forestry Environmental Lug 700 TL	20	–	52.8	143
710/45B26.5	371-623	Forestry Environmental Lug TLHF1	20	–	52.8	133
750/55B26.5	376-145D	Forestry Environmental Lug 700 TL	20	–	58.5	143
11.2-28	304-743	Field & Road TTR1	4	–	47.0	48
11.2-28	361-623	Field & Road TTR1	6	–	47.0	48

Letter "D" following material number = discontinued

SIZE	MATERIAL NUMBER	TIRE NAME	L/R PLY	RCI	OVERALL DIAMETER	PAGE
11.25-28	326-453	Rib Implement TLI1	12	–	50.7	117
12.4-28	365-452	Super All Traction II 23° TLR1	6	–	49.6	46
13.6-28	306-193	All Non-Skid Tractor TTR3	6	–	51.5	50
13.6-28	365-265	Super All Traction II 23° TLR1	6	–	51.6	46
13.6-28	343-927	Super All Traction FWD TLR1	10	–	51.7	45
13.6-28	361-917	Traction Field & Road TLR1	12	–	51.5	47
14.9-28	365-078	Super All Traction II 23° TLR1	6	–	53.8	46
14.9-28	343-935	Super All Traction FWD TLR1	10	–	54.6	45
16.9-28	365-469	Super All Traction II 23° TLR1	6	–	56.5	46
16.9-28	343-943	Super All Traction FWD TLR1	10	–	56.4	27
16.9R28	352-527	Radial Champion Spade Grip TLR2	136A8	–	58.2	25
18.4-28	338-494	Traction Field & Road TTR1	6	–	59.4	47
18.4R28	352-748	Radial Champion Spade Grip TLR2	141A8	–	61.0	148
320/85R28	000-588	Performer 85 TLR1W	124D	38	49.4	37
320/85R28	377-335D	Performer 85 TLR1W	124B	38	49.4	144
320/85R28	368-852D	Radial 6000 TLR1W	124B	38	49.2	145
340/85R28	000-550	Performer 85 TLR1W	127D	39	51.2	37
340/85R28	377-216D	Performer 85 TLR1W	127B	39	51.2	144
340/85R28	368-903D	Radial 6000 TLR1W	127B	39	51.2	145
340/85R28	362-545	Radial All Traction FWD TLR1	127B	39	51.6	42
360/70R28	382-180	Performer 70 TLR1W	125D	38	49.3	38
380/70R28	000-627	Performer 70 TLR1W	127D	38	50.9	38
380/85R28	000-589	Performer 85 TLR1W	133D	40	53.5	37
380/85R28	377-301D	Performer 85 TLR1W	133B	40	53.5	144
380/85R28	362-562	Radial All Traction FWD TLR1	133B	40	53.8	42
420/70R28	004-088	Performer 70 TLR1W	133D	40	52.7	38
420/85R28	000-600	Performer 85 TLR1W	139D	41	56.1	19
420/85R28	378-661D	Performer 85 TLR1W	139B	41	56.1	144
420/85R28	362-579	Radial All Traction FWD TLR1	139B	41	56.5	23
480/65R28	003-014	Performer 65 TLR1W	136D	41	53.4	21
480/70R28	351-563	Radial All Traction DT TLR1W	140B	41	56.5	17
480/70R28	004-090	Performer 70 TLR1W	140D	41	56.5	20
540/65R28	003-329	Performer 65 TLR1W	142D	41	56.7	39
600/65R28	360-058	Radial All Traction DT TLR1W	147B	42	58.7	7
600/65R28	371-266	Radial All Traction DT TLR1W	154B	42	58.7	7
600/70R28	000-907	Radial All Traction DT TLR1W	164B	42	60.7	69
600/70R28	365-775D	Radial All Traction DT TLR1W	152B	42	60.3	147
600/70R28	377-522D	Radial All Traction DT TLR1W	161B	42	60.6	147
VF600/70R28	001-602	Radial All Traction DT TLR1W	173B	–	61.1	69
VF600/70R28CFO	004-927	Radial All Traction DT TLR1W	173B	–	20.9	69
14.9-30	343-951	Super All Traction FWD TLR1	10	–	56.1	27
16.9-30	365-282	Super All Traction II 23° TLR1	6	–	58.5	46
16.9-30	361-844	Forestry Special CRC SS TTLS2	10	–	59.2	134
16.9R30	359-386	Radial Champion Spade Grip TLR2	141A8	–	60.2	13

Letter "D" following material number = discontinued

SIZE	MATERIAL NUMBER	TIRE NAME	L/R PLY	RCI	OVERALL DIAMETER	PAGE
18.4-30	358-274	Champion Spade Grip TLR2	6	–	61.8	49
18.4-30	372-626	Super All Traction II 23° TLR1	8	–	61.1	46
18.4-30	365-486D	Super All Traction II 23° TLR1	8	–	61.1	150
18.4-30	342-432	Champion Spade Grip TLR2	10	–	61.8	49
18.4R30	352-683D	Radial 7000 TLR1W	145B	42	59.3	145
23.1-30	311-189	Champion Spade Grip TTR2	8	–	69.6	49
23.1-30	338-613	Traction Field & Road TTR1	8	–	67.4	47
23.1-30	364-857	Traction Field & Road TLR1	12	–	67.4	82
380/85R30	364-551	Radial All Traction DT TLR1W	135B	41	55.8	17
380/85R30	362-596	Radial All Traction FWD TLR1	135B	41	55.8	23
380/85R30	000-401	Performer 85 TLR1W	135D	41	55.4	19
420/85R30	000-568	Performer 85 TLR1W	140D	42	58.1	37
420/85R30	000-548D	Performer 85 TLR1W	140D	42	58.1	144
420/85R30	368-920D	Radial 8000 TLR1W	140B	42	57.8	146
460/85R30	000-569	Performer 85 TLR1W	145D	42	60.8	37
420/90R30	362-613	Radial All Traction FWD TLR1	142B	42	58.5	12
420/90R30	364-602	Radial All Traction DT TLR1W	145B	42	58.8	7
460/85R30	352-683D	Radial 7000 TLR1W	145B	42	59.3	145
480/70R30	002-062	Performer 70 TLR1W	141D	42	58.2	38
480/70R30	355-569	Radial All Traction DT TLR1W	152B	42	59.7	69
480/80R30	362-732	Radial All Traction DT TLR1W	145B	42	60.6	7
540/65R30	363-055	Radial 9000 TLR1W	150B	42	58.7	70
540/65R30	000-584	Performer 65 TLR1W	150D	42	58.0	71
540/65R30	362-834D	Radial 9000 Evolution TLR1W	150D	42	58.7	146
600/70R30	003-778	Radial All Traction DT TLR1W	152A8	43	62.8	7
600/70R30	360-163	Radial All Traction DT TLR1W	152B	43	62.8	7
600/70R30	362-307	Radial All Traction DT TLR1W	162B	43	62.9	7
IF600/70R30	375-703	Radial All Traction DT TLR1W	159B	43	62.6	7
IF620/75R30	377-539	Radial All Traction DT TLR1W	164D	44	66.6	7
9.5-32	304-794	Field & Road TTR1	4	–	48.9	48
24.5-32	311-626	Champion Spade Grip TLR2	10	–	73.3	84
24.5-32	322-296	All Non-Skid Tractor TLR3	12	–	69.1	85
24.5-32	344-079	Super All Traction 23° TLR1	12	–	71.9	79
24.5-32	360-384	All Non-Skid Tractor TLR3	16	–	69.1	85
24.5-32	364-704	Forestry Special CRC SS TLLS2	16	–	70.9	134
24.5-32	000-408D	Forestry Special CRC TLLS2	18	–	70.9	143
24.5-32	369-685	Puller 2000 TLP1	HP	–	66.8	83
24.5R32	352-926	Radial All Traction 23° TLR1	154B	45	71.0	72
30.5L-32	344-087D	Super All Traction 23° TLR1	12	–	71.6	150
30.5L-32	359-904	All Non-Skid Tractor TLR3	14	–	70.6	85
30.5L-32	358-231	Champion Spade Grip TLR2	14	–	74.0	84
30.5L-32	351-067	Super All Traction 23° TLR1	14	–	71.6	79
30.5L-32	357-758	All Non-Skid Tractor TLR3	16	–	70.6	85
30.5L-32	351-075	Super All Traction 23° TLR1	16	–	71.6	79

Letter "D" following material number = discontinued

TIRES BY SIZE INDEX

SIZE	MATERIAL NUMBER	TIRE NAME	L/R PLY	RCI	OVERALL DIAMETER	PAGE
30.5L-32	371-538	Forestry Special CRC SS TLLS2	20	–	74.0	134
30.5L-32	371-555	Forestry Special CRC SS TTLS2	26	–	74.0	134
30.5L-32	004-444	Forestry Special CRC SS TLLS2	32A2	-	74.2	134
30.5L-32	361-992	Puller 2000 TLP1	HP	–	66.8	83
30.5LR32	356-204	Radial All Traction 23° TLR1	170B	45	71.6	72
35.5L-32	358-258	Champion Spade Grip TLR2	12	–	80.8	84
35.5L-32	357-820	All Non-Skid Tractor TLR3	20	–	78.2	85
DH35.5LB32	371-572	Forestry Special CRC SS TTLS2	20	–	79.2	134
DH35.5LB32	371-606	Forestry Special CRC SS TTLS2	24	–	79.2	134
DH35.5LB32	004-445	Forestry Special CRC SS TLLS2	30A2	-	35.5	134
68x50.00-32	353-205D	Flotation 23° TLHF1	6	–	69.0	141
68x50.00-32	343-137D	Flotation 23° DT Logger TLHF3	16	–	69.0	141
68x50.00-32	374-462D	Flotation 23° Deep Tread TLHF3	24	–	69.0	141
73x44.00-32	328-669D	Flotation 23° Deep Tread TLHF3	12	–	74.0	141
73x44.00-32	358-835	Flotation 23° Deep Tread TLHF3	16	–	74.0	77
73x44.00-32	343-366	Flotation 23° DT (WTP) Logger TLHF3	16	–	74.3	130
76x50.00-32	359-866	Flotation 23° Deep Tread TLHF3	16	–	78.5	77
76x50.00-32	369-702	Flotation 23° Deep Tread TLHF3	20	–	78.5	77
76x50.00B32	359-130	Flotation 23° DT (WTP) Logger TLHF3	16	–	78.5	130
650/75R32	361-925	Radial All Traction DT TLR1W	172B	45	70.5	69
650/75R32	382-486	Radial All Traction DT TLR1W	172D	45	70.2	69
800/60R32	379-171D	Radial All Non-Skid (ANS) TLR3	175B	45	70.3	147
IF800/60R32CFO	000-911	Radial All Non-Skid TLR3	181B	45	69.6	75
800/65R32	382-469	Radial All Traction DT TLR1W	172D	46	72.1	69
800/65R32	357-685	Radial All Traction DT TLR1W	172B	46	73.3	69
900/60R32	362-800	Radial All Traction 23° TLR1	176B	46	75.4	72
900/65R32	375-992	Radial Champion Spade Grip TLR2	178A8	-	80.3	13
900/75R32	375-958	Radial All Traction DT TLR1W	184B	49	85.5	69
IF900/60R32CFO	000-903	Radial All Traction 23° TLR1	182B	46	74.6	72
IF900/60R32CFO	003-149	Radial All Traction 23° TLR1W	188B	46	75.4	72
IF900/65R32CFO	000-419	Radial All Non-Skid TLR3	191B	48	77.0	75
IF900/75R32CFO	004-459	Radial All Traction DT TLR1W	178B	49	84.5	69
IF1250/50R32CFO	004-453	Radial Deep Tread 23° TLR1W	188B	48	82.5	68
IF1250/50R32CFO	380-446	Radial Deep Tread 23° TLR1W	201B	48	82.5	68
16.9-34	338-060D	Traction Field & Road TTR1	6	–	62.0	151
18.4-34	311-154	Champion Spade Grip TLR2	6	–	65.8	49
18.4-34	343-560	Super All Traction 23° TTR1	8	–	65.4	44
18.4-34	372-592	Super All Traction II 23° TLR1	8	–	65.1	46
18.4-34	367-203D	Super All Traction II 23° TLR1	8	–	65.1	150
18.4-34	361-887	Forestry Special CRC SS TTLS2	10	–	65.2	134
18.4-34	343-676D	Super All Traction 23° TLR1	12	–	65.4	150
18.4R34	354-740	Radial 23° TLR1	139B	44	65.1	41
18.4R34	352-691D	Radial 7000 TLR1W	144B	44	64.1	145
20.8-34	343-579	Super All Traction 23° TTR1	8	–	68.6	44

Letter "D" following material number = discontinued

SIZE	MATERIAL NUMBER	TIRE NAME	L/R PLY	RCI	OVERALL DIAMETER	PAGE
23.1-34	311-375D	Champion Spade Grip TLR2	8	–	73.6	139
23.1-34	344-109	Super All Traction 23° TLR1	8	–	71.6	44
23.1R34	352-969	Radial All Traction 23° TLR1	151B	45	71.2	40
290/95R34	359-211	Radial 9000 TLR1W	131B	41	55.8	34
320/85R34	359-238	Radial 9000 TLR1W	133B	41	55.4	18
380/85R34	364-585	Radial All Traction DT TLR1W	137B	42	59.8	7
380/85R34	362-630	Radial All Traction FWD TLR1	137B	42	59.8	12
380/85R34	372-286	Radial All Traction FWD TLR1	137B	42	59.8	23
380/85R34	379-290	Radial All Traction FWD TLR1	145B	42	59.8	12
385/85R34	358-665D	Radial All Traction FWD TLR1	146B	42	59.8	148
420/85R34	368-937D	Radial 8000 TLR1W	142B	43	61.8	146
420/85R34	377-318D	Performer 85 TLR1W	142B	43	61.7	144
420/85R34	004-241	Performer 85 TLR1W	142D	43	61.7	37
420/85R34	360-155	Radial All Traction DT TLR1W	147B	43	62.6	7
420/85R34	372-133	Radial All Traction DT TLR1W	147B	43	62.6	7
IF420/85R34	374-513	Radial All Traction DT TLR1W	152B	43	62.4	7
460/85R34	000-586	Performer 85 TLR1W	147D	44	64.8	37
460/85R34	368-971D	Radial 8000 TLR1W	147B	44	64.6	146
480/70R34	368-954D	Radial 8000 TLR1W	143B	43	62.0	146
480/70R34	379-324	Performer 70 TLR1W	143D	43	62.2	38
480/70R34	369-668	Radial Champion Spade Grip TLR2	146A8	43	62.0	13
480/70R34	003-779	Radial 9000 TLR1W	155A8	-	62.2	8
480/70R34	361-763	Radial 9000 TLR1W	155B	43	62.2	8
480/80R34	002-106	Radial 8000 TLR1W	156A8	-	50.2	35
480/85R34	362-392	Radial All Traction 23° TLR1	149B	44	65.4	40
520/70R34	003-516	Performer 70 TLR1W	148D	44	64.6	20
520/85R34	371-249D	Radial All Traction 23° TLR1	162B	45	68.2	147
520/85R34	371-232D	Radial Champion Spade Grip TLR2	162A8	45	70.9	148
IF520/85R34	380-395	Radial All Traction 23° TLR1	168B	45	69.0	72
540/65R34	000-546	Performer 65 TLR1W	152D	43	62.4	21
540/65R34	371-181D	Radial 9000 Evolution TLR1W	152D	43	61.6	146
IF580/80R34	381-585	Radial All Traction DT TLR1W	172B	45	70.0	69
600/65B34	359-068D	Forestry Traction Lug TLHF1	14	–	64.7	144
700/55B34	359-076D	Forestry Traction Lug TLHF1	14	–	64.7	144
9.5-36	338-443	Traction Field & Road TTR1	4	–	53.0	47
11.2-36	304-808	Field & Road TTR1	4	–	55.0	48
12.4-36	304-816	Field & Road TTR1	4	–	57.0	48
12.4-36	319-872D	Field & Road TTR1	10	–	57.0	140
13.6-36	304-824	Field & Road TTR1	4	–	59.1	48
11.2-38	304-832D	Field & Road TTR1	4	–	57.0	140
11.2-38	355-003	Field & Road TLR1	4	–	57.0	104
11.2-38	000-929	Field & Road TLR1	6	–	57.0	104
12.4-38	304-840	Field & Road TTR1	4	–	59.0	48
12.4-38	304-921	Field & Road TTR1	6	–	59.0	48

Letter "D" following material number = discontinued

TIRES BY SIZE INDEX

SIZE	MATERIAL NUMBER	TIRE NAME	L/R PLY	RCI	OVERALL DIAMETER	PAGE
12.4-38	354-805	Field & Road TTR1	8	–	59.0	48
12.4-38	355-577	Super All Traction 23° TLR1	14	–	59.6	44
13.6-38	338-036	Traction Field & Road TTR1	4	–	61.5	47
13.6-38	332-984D	Champion Spade Grip TTR2	6	–	63.0	139
13.6-38	379-885	Champion Spade Grip TLR2	6	–	63.0	49
13.6-38	338-087	Traction Field & Road TTR1	6	–	61.5	47
14.9-38	338-516	Traction Field & Road TTR1	6	–	64.0	47
15.5-38	311-219	Champion Spade Grip TTR2	6	–	64.9	49
15.5-38	372-524	Super All Traction II 23° TLR1	8	–	61.8	46
15.5R38	354-767	Radial 23° TLR1	125B	43	61.8	41
16.9-38	338-141	Traction Field & Road TTR1	6	–	66.3	47
16.9-38	343-587	Super All Traction 23° TTR1	8	–	66.8	44
16.9R38	352-985D	Radial All Traction 23° TLR1W	141B	44	66.5	147
18.4-38	311-448	Champion Spade Grip TTR2	8	–	69.8	49
18.4-38	343-595	Super All Traction 23° TTR1	8	–	69.1	44
18.4-38	372-507	Super All Traction II 23° TLR1	8	–	69.1	46
18.4-38	343-110D	Champion Spade Grip TLR2	14	–	69.8	139
18.4-38	343-692D	Super All Traction 23° TLR1	14	–	69.1	150
18.4R38	359-823	Radial 23° TLR1	146B	45	69.1	41
18.4R38	353-140	Radial Champion Spade Grip TLR2	146A8	–	69.9	43
20.8-38	343-609	Super All Traction 23° TLR1	8	–	72.1	26
20.8-38	367-237	Super All Traction II 23° TLR1	8	–	72.2	28
20.8-38	311-529	Champion Spade Grip TTR2	10	–	73.0	29
20.8-38	343-633	Super All Traction 23° TLR1	10	–	72.1	26
20.8-38	351-970	Champion Spade Grip TLR2	14	–	73.0	29
20.8R38	362-204	Radial 23° TLR1	153B	46	72.2	24
20.8R38	353-167	Radial Champion Spade Grip TLR2	153A8	–	73.2	25
290/85D38	374-785D	Champion Hydro ND TLR1	132	–	57.9	139
290/85D38	003-147	Champion Hydro ND TLR1	141	-	58.8	102
320/85R38	360-074	Radial 9000 TLR1W	138B	42	59.7	18
320/85R38	359-092	Radial 9000 TLR1W	143B	42	59.7	18
380/80R38	360-171	Radial All Traction DT TLR1W	142B	43	62.8	7
IF380/80R38	378-627	Radial All Traction DT TLR1W	149B	43	62.8	7
VF380/95R38	000-908	Radial All Traction DT TLR1W	154B	44	66.4	69
420/85R38	000-598	Performer 85 TLR1W	144D	44	66.1	37
420/85R38	377-352D	Performer 85 TLR1W	144B	44	66.1	144
420/85R38	368-988D	Radial 8000 TLR1W	144B	44	65.7	146
420/85R38	379-120	Radial All Traction 23° TLR1	144B	44	66.5	40
IF420/85R38	378-882	Radial All Traction DT TLR1W	153B	44	66.1	7
460/85R38	000-587	Performer 85 TLR1W	149D	45	69.3	37
460/85R38	369-022D	Radial 8000 TLR1W	149B	45	68.6	146
480/70R38	369-005D	Radial 8000 TLR1W	145B	44	65.9	146
480/70R38	379-358	Performer 70 TLR1W	145D	44	66.2	38
480/80R38	362-341	Radial All Traction 23° TLR1	149B	45	69.1	40

Letter "D" following material number = discontinued

SIZE	MATERIAL NUMBER	TIRE NAME	L/R PLY	RCI	OVERALL DIAMETER	PAGE
480/80R38	362-749	Radial Deep Tread 23° TLR1W	149B	45	69.1	32
520/70R38	379-919	Performer 70 TLR1W	150D	45	69.1	20
520/85R38	000-602	Performer 85 TLR1W	155D	46	72.8	19
520/85R38	374-547D	Radial 8000 TLR1W	155A8	46	72.0	146
520/85R38	362-375	Radial All Traction 23° TLR1	155B	46	72.2	22
520/85R38	362-766	Radial Deep Tread 23° TLR1W	155B	46	72.7	16
520/85D38	363-038	Super All Traction HD TLR1	173A8	–	73.0	81
540/65R38	359-157D	Radial 9000 TLR1W	147B	44	66.5	146
580/70R38	002-063	Performer 70 TLR1W	155D	46	72.2	20
600/65R38	358-673D	Radial 9000 TLR1W	153B	45	69.9	146
600/65R38	361-933	Radial 9000 TLR1W	165B	45	70.2	92
600/65R38	004-087	Performer 65 TLR1W	153D	45	70.1	94
650/65R38	003-015	Performer 65 TLR1W	157D	46	72.8	10
650/65R38	358-185	Radial 9000 TLR1W	157B	46	72.4	92
650/65R38	000-403	Radial 9000 TLR1W	166D	46	72.8	92
650/65R38	371-164D	Radial 9000 Evolution TLR1W	157D	46	72.2	146
650/85R38	362-987	Radial Deep Tread 23° TLR1W	173B	48	79.9	6
650/85R38	000-922	Radial Deep Tread 23° TLR1W	173D	48	79.9	90
710/70R38	355-542	Radial All Traction DT TLR1W	166B	47	77.0	7
710/70R38	362-664D	Radial All Traction DT TLR1W	171B	43	62.8	147
IF710/70R38	378-219	Radial All Traction DT TLR1W	178B	47	76.2	7
800/70R38	359-548	Radial Deep Tread 23° TLR1W	173B	48	81.9	6
800/70R38	378-525	Radial Deep Tread 23° TLR1W	181B	48	81.9	148
IF800/70R38	378-746	Radial Deep Tread 23° TLR1W	179B	48	80.2	6
IF800/70R38CFO	000-928	Radial Deep Tread 23° TLR1W	184B	48	80.2	6, 68
IF800/70R38CFO	003-144	Radial Deep Tread 23° TLR1W	187B	48	81.1	68
9.5-42	338-532	Traction Field & Road TTR1	6	–	59.0	47
12.4-42	355-097	Traction Field & Road TLR1	6	–	63.1	47
12.4-42	358-630	Traction Field & Road TLR1	10	–	63.1	47
18.4-42	343-641	Super All Traction 23° TTR1	10	–	73.5	79
18.4R42	354-376D	Radial Champion Spade Grip TLR2	148A8	–	74.3	148
18.4R42	362-212	Radial 23° TLR1	153B	46	73.1	24
20.8-42	343-668D	Super All Traction 23° TTR1	10	–	76.2	150
20.8-42	352-918D	Champion Spade Grip TLR2	14	–	78.3	139
20.8-42	352-888	Super All Traction 23° TLR1	14	–	76.2	79
20.8R42	355-399	Radial 23° TLR1	155B	47	76.2	24
320/90R42	359-106	Radial 9000 TLR1W	139B	44	65.2	18
460/85R42	382-078	Performer 85 TLR1W	150D	46	72.8	19
480/80R42	362-324	Radial All Traction 23° TLR1	151B	46	73.0	22
480/80R42	362-409	Radial Deep Tread 23° TLR1W	151B	46	73.2	16
480/80R42	364-092	Radial All Traction 23° TLR1	154B	46	73.0	22
480/80R42	364-058	Radial Deep Tread 23° TLR1W	154B	46	73.2	16
520/85R42	362-358	Radial All Traction 23° TLR1	157B	47	76.2	11
520/85R42	371-198	Radial Champion Spade Grip TLR2	157A8	–	78.3	74

Letter "D" following material number = discontinued

TIRES BY SIZE INDEX

SIZE	MATERIAL NUMBER	TIRE NAME	L/R PLY	RCI	OVERALL DIAMETER	PAGE
520/85R42	362-426	Radial Deep Tread 23° TLR1W	157B	47	76.2	68
520/85R42	381-823	Radial Deep Tread 23° TLR1W	165B	47	76.2	68
IF520/85R42CFO	000-921	Radial Deep Tread 23° TLR1W	169B	47	76.3	68
520/85R42	369-600	Radial All Traction 23° TLR1	165B	47	76.2	72
520/85R42	371-215	Radial Champion Spade Grip TLR2	165A8	–	78.3	74
520/85R42	000-628	Performer 85 TLR1W	157D	47	76.8	9
IF520/85R42CFO	000-560	Radial All Traction 23° TLR1	169B	47	76.5	72
IF520/85R42CFO	003-170	Radial Champion Spade Grip TLR2	169B	-	77.4	74
IF520/85R42CFO	004-469	Radial Deep Tread 23° TLR1W	186B	50	91.7	68
580/70R42	006-558	Performer 70 TLR1W	158D	-	74.8	20
580/85R42	382-452	Radial Deep Tread 23° TLR1W	166B	47	80.9	68
IF580/85R42CFO	003-148	Radial Deep Tread 23° TLR1W	178B	48	80.1	68
VF580/85R42CFO	007-123	Radial Deep Tread 23° TLR1W	183B	48	89.9	68
620/70R42	356-271	Radial All Traction DT TLR1W	160B	47	76.2	7
620/70R42	374-479	Radial All Traction DT TLR1W	166B	47	76.2	69
710/70R42	003-780	Radial All Traction DT TLR1W	168B	48	80.9	7
710/70R42	358-320	Radial All Traction DT TLR1W	168B	48	80.9	7
710/70R42	362-115D	Radial All Traction DT TLR1W	173B	47	77.0	147
IF710/70R42	373-697	Radial All Traction DT TLR1W	179B	48	80.2	7
IF710/70R42CFO	004-592	Radial All Traction DT TLR1W	179B	48	80.2	69
IF710/75R42	378-542	Radial All Traction DT TLR1W	181B	49	84.4	7
IF850/75R42	376-162D	Radial Deep Tread 23° TLR1W	186B	50	91.7	148
IF850/75R42CFO	004-469	Radial Deep Tread 23° TLR1	186B	50	91.7	68
900/50R42	359-394	Radial 9000 TLR1W	168B	47	77.0	8
13.6-46	000-917	Champion Spade Grip TLR2	6	–	70.4	49
13.6-46	332-976D	Champion Spade Grip TTR2	6	–	70.7	139
14.9R46	343-323	Radial All Traction 23° TLR1	145B	46	71.8	22
18.4R46	359-378D	Radial Champion Spade Grip TLR2	155A8	–	78.8	148
320/90R46	357-774	Radial 9000 TLR1W	148B	45	69.1	92
320/90R46	363-004	Radial Champion Spade Grip TLR2	148A8	–	69.2	25
380/90R46	359-939	Radial 9000 TLR1W	152B	46	72.9	92
380/90R46	007-435	Radial 9000 TLR1W	159B	46	72.8	18, 92
IF380/90R46	375-686D	Radial 9000 TLR1W	168B	46	73.0	146
IF380/90R46	000-629	Radial All Traction RC TLR1W	168D	46	73.3	91
VF380/90R46	380-412	Radial All Traction RC TLR1W	173D	46	73.3	91
420/80R46	352-829	Radial All Traction 23° TLR1	151B	46	73.2	22
420/80R46	371-640	Radial All Traction 23° TLR1	161B	46	72.4	93
IF420/80R46	000-558	Radial All Traction 23° TLR1	167B	46	72.3	93
520/85R42	362-358	Radial All Traction 23° TLR1	157B	47	76.2	11
480/80R46	362-273	Radial All Traction 23° TLR1	158B	47	77.1	11
480/80R46	372-269	Radial All Traction 23° TLR1	158B	47	77.1	11
480/80R46	362-256	Radial Deep Tread 23° TLR1W	158B	47	77.2	6
IF480/80R6	004-451	Radial Deep Tread 23° TLR1W	164B	47	77.5	6
520/85R46	362-851	Radial Deep Tread 23° TLR1W	158B	48	80.8	6

Letter "D" following material number = discontinued

SIZE	MATERIAL NUMBER	TIRE NAME	L/R PLY	RCI	OVERALL DIAMETER	PAGE
520/85R46	369-651	Radial Champion Spade Grip TLR2	158A8	46	82.9	13
IF520/85R46	378-610	Radial Deep Tread 23° TLR1W	165B	48	80.8	6
230/85R48	006-361	Performer 95 TLR1W	136D	44	65.2	36
230/95R48	356-263	Radial 9000 TLR1W	134B	44	65.2	34
320/90R50	358-118	Radial 9000 TLR1W	148B	46	73.1	18
380/90R50	362-050	Radial 9000 TLR1W	151B	47	76.8	18
380/105R50	362-919	Radial 9100 TLR1	168B	48	80.8	95
IF380/105R50	378-508D	Radial 9100 TLR1	177B	48	80.8	147
IF380/105R50	000-905	Radial All Traction RC TLR1W	177D	48	80.7	91
VF380/105R50	380-429	Radial All Traction RC TLR1W	179D	48	80.7	91
480/80R50	360-090	Radial Deep Tread 23° TLR1W	159B	48	80.8	6
480/80R50	372-150	Radial Deep Tread 23° TLR1W	159B	48	80.8	6
IF480/80R50	374-496	Radial Deep Tread 23° TLR1W	166B	48	80.6	6
VF480/80R50	007-493	Radial Deep Tread 23° TLR1W	171B	48	80.6	6
IF480/95R50	375-635	Radial Deep Tread 23° TLR1W	165B	49	85.9	6
VF480/85R50	007-494	Radial Deep Tread 23° TLR1W	170B	49	80.6	6
320/90R54	359-580D	Radial All Traction DT TLR1W	143B	47	76.7	147
320/90R54	358-339	Radial All Traction DT TLR1W	149B	47	76.7	17
380/90R54	362-069	Radial 9000 TLR1W	152B	48	80.8	18

Letter "D" following material number = discontinued

TIRES BY ROLLING CIRCUMFERENCE INDEX

RCI	MATERIAL NUMBER	TIRE NAME	SIZE	L/R PLY	OVERALL DIAMETER	PAGE
30	365-010D	Radial 4000 TLR1W	280/70R16	112B	31.7	145
31	365-027	Radial 4000 TLR1W	280/70R18	114B	33.7	54
32	365-826D	Radial 4000 TLR1W	280/70R20	116B	35.7	145
36	000-565	Performer 85 TLR1W	280/85R24	115D	42.8	37
36	000-547D	Performer 85 TLR1W	280/85R24	115B	42.8	144
36	377-148D	Performer 85 TLR1W	280/85R24	115B	42.8	144
36	368-801D	Radial 6000 TLR1W	280/85R24	115B	43.1	145
37	000-566	Performer 85 TLR1W	320/85R24	122D	45.6	37
37	377-165D	Performer 85 TLR1W	320/85R24	122B	45.6	144
37	368-818D	Radial 6000 TLR1W	320/85R24	122B	45.3	145
37	362-681	Radial All Traction DT TLR1W	320/85R24	122B	45.1	33
37	379-341	Performer 70 TLR1W	380/70R24	125D	46.9	38
38	000-567	Performer 85 TLR1W	340/85R24	125D	47.0	37
38	377-199D	Performer 85 TLR1W	340/85R24	125B	47.0	144
38	368-835D	Radial 6000 TLR1W	340/85R24	125B	47.2	145
38	362-698	Radial All Traction DT TLR1W	340/85R24	125B	47.0	33
38	362-042D	Radial 6000 TLR1W	380/70R24	125B	46.9	145
38	000-549	Performer 85 TLR1W	380/85R24	131D	49.4	37
38	376-961D	Performer 85 TLR1W	380/85R24	131B	49.4	144
38	362-715	Radial All Traction DT TLR1W	380/85R24	131B	49.0	33
38	368-886D	Radial 6000 TLR1W	420/70R24	130B	49.2	145
38	379-188	Performer 70 TLR1W	420/70R24	130D	48.8	38
38	365-673	Radial 9000 TLR1W	480/65R24	140B	49.6	34
38	000-588	Performer 85 TLR1W	320/85R28	124D	49.4	37
38	377-335D	Performer 85 TLR1W	320/85R28	124B	49.4	144
38	368-852D	Radial 6000 TLR1W	320/85R28	124B	49.2	145
38	382-180	Performer 70 TLR1W	360/70R28	125D	49.3	38
38	000-627	Performer 70 TLR1W	380/70R28	127D	50.9	38
39	340-405	Radial All Traction FWD TLR1	16.9R24	134B	52.5	42
39	381-551	Performer 70 TLR1W	480/70R24	138D	51.8	38
39	340-456	Radial All Traction FWD TLR1	14.9R26	132B	51.8	42
39	000-550	Performer 85 TLR1W	340/85R28	127D	51.2	37
39	377-216D	Performer 85 TLR1W	340/85R28	127B	51.2	144
39	368-903D	Radial 6000 TLR1W	340/85R28	127B	51.2	145
39	362-545	Radial All Traction FWD TLR1	340/85R28	127B	51.6	42
40	000-599	Performer 85 TLR1W	420/85R24	137D	52.1	37
40	377-182D	Performer 85 TLR1W	420/85R24	137B	52.1	144
40	359-165	Radial 9000 TLR1W	540/65R24	140B	52.5	34
40	362-528	Radial All Traction FWD TLR1	16.9R26	138B	54.5	23
40	000-589	Performer 85 TLR1W	380/85R28	133D	53.5	37
40	377-301D	Performer 85 TLR1W	380/85R28	133B	53.5	144
40	362-562	Radial All Traction FWD TLR1	380/85R28	133B	53.8	42
40	004-088	Performer 70 TLR1W	420/70R28	133D	52.7	38
41	340-421	Radial All Traction FWD TLR1	18.4R26	140B	57.1	73

Letter "D" following material number = discontinued

RCI	MATERIAL NUMBER	TIRE NAME	SIZE	L/R PLY	OVERALL DIAMETER	PAGE
41	000-600	Performer 85 TLR1W	420/85R28	139D	56.1	19
41	378-661D	Performer 85 TLR1W	420/85R28	139B	56.1	144
41	362-579	Radial All Traction FWD TLR1	420/85R28	139B	56.5	23
41	003-014	Performer 65 TLR1W	480/65R28	136D	53.4	21
41	351-563	Radial All Traction DT TLR1W	480/70R28	140B	56.5	17
41	004-090	Performer 70 TLR1W	480/70R28	140D	56.5	20
41	003-329	Performer 65 TLR1W	540/65R28	142D	56.7	39
41	362-596	Radial All Traction FWD TLR1	14.9R30	135B	55.8	23
41	364-551	Radial All Traction DT TLR1W	380/85R30	135B	55.8	17
41	362-596	Radial All Traction FWD TLR1	380/85R30	135B	55.8	23
41	000-401	Performer 85 TLR1W	380/85R30	135D	55.4	19
41	359-211	Radial 9000 TLR1W	290/95R34	131B	55.8	34
41	359-238	Radial 9000 TLR1W	320/85R34	133B	55.4	18
42	360-058	Radial All Traction DT TLR1W	600/65R28	147B	58.7	7
42	371-266	Radial All Traction DT TLR1W	600/65R28	154B	58.7	7
42	000-907	Radial All Traction DT TLR1W	600/70R28	164B	60.7	69
42	365-775D	Radial All Traction DT TLR1W	600/70R28	152B	60.3	147
42	000-568	Performer 85 TLR1W	420/85R30	140D	58.1	39
42	000-548D	Performer 85 TLR1W	420/85R30	140D	58.1	144
42	368-920D	Radial 8000 TLR1W	420/85R30	140B	57.8	146
42	000-569	Performer 85 TLR1W	460/85R30	145D	60.8	37
42	362-613	Radial All Traction FWD TLR1	420/90R30	142B	58.5	12
42	364-602	Radial All Traction DT TLR1W	420/90R30	145B	58.8	7
42	352-683D	Radial 7000 TLR1W	460/85R30	145B	59.3	145
42	002-062	Performer 70 TLR1W	480/70R30	141D	58.2	38
42	355-569	Radial All Traction DT TLR1W	480/70R30	152B	59.7	69
42	362-732	Radial All Traction DT TLR1W	480/80R30	145B	60.6	7
42	363-055	Radial 9000 TLR1W	540/65R30	150B	58.7	70
42	000-584	Performer 65 TLR1W	540/65R30	150D	58.0	71
42	362-834D	Radial 9000 Evolution TLR1W	540/65R30	150D	58.7	146
42	364-585	Radial All Traction DT TLR1W	380/85R34	137B	59.8	7
42	362-630	Radial All Traction FWD TLR1	380/85R34	137B	59.8	12
42	372-286	Radial All Traction FWD TLR1	380/85R34	137B	59.8	23
42	379-290	Radial All Traction FWD TLR1	380/85R34	145A8	59.8	12
42	358-665D	Radial All Traction FWD TLR1	385/85R34	146B	59.8	148
42	360-074	Radial 9000 TLR1W	320/85R38	138B	59.7	18
42	359-092	Radial 9000 TLR1W	320/85R38	143B	59.7	18
43	379-375	Radial All Traction 23° TLR1	23.1R26	166B	63.3	72
43	001-603	Radial All Traction DT TLR1W	VF620/75R26	172B	62.1	69
43	000-556	Radial All Traction DT TLR1W	VF750/65R26	177B	64.0	69
43	360-163	Radial All Traction DT TLR1W	600/70R30	152B	62.8	7
43	362-307	Radial All Traction DT TLR1W	600/70R30	162B	62.9	7
43	375-703	Radial All Traction DT TLR1W	IF600/70R30	159B	62.6	7
43	368-937D	Radial 8000 TLR1W	420/85R34	142B	61.8	146

Letter "D" following material number = discontinued

TIRES BY ROLLING CIRCUMFERENCE INDEX

RCI	MATERIAL NUMBER	TIRE NAME	SIZE	L/R PLY	OVERALL DIAMETER	PAGE
43	377-318D	Performer 85 TLR1W	420/85R34	142B	61.7	144
43	004-241	Performer 85 TLR1W	420/85R34	142D	61.7	37
43	360-155	Radial All Traction DT TLR1W	420/85R34	147B	62.6	7
43	374-513	Radial All Traction DT TLR1W	IF420/85R34	152B	62.4	7
43	368-954D	Radial 8000 TLR1W	480/70R34	143B	62.0	146
43	379-324	Performer 70 TLR1W	480/70R34	143D	62.2	38
43	369-668	Radial Champion Spade Grip TLR2	480/70R34	146A8	62.0	13
43	361-763	Radial 9000 TLR1W	480/70R34	155B	62.2	8
43	000-546	Performer 65 TLR1W	540/65R34	152D	62.4	21
43	371-181D	Radial 9000 Evolution TLR1W	540/65R34	152D	61.6	146
43	354-767	Radial 23° TLR1	15.5R38	125B	61.8	41
43	360-171	Radial All Traction DT TLR1W	380/80R38	142B	62.8	7
43	378-627	Radial All Traction DT TLR1W	IF380/80R38	149B	62.8	7
43	362-664D	Radial All Traction DT SS TLR1W	710/70R38	171B	62.8	147
44	376-791	Radial All Traction DT TLR1W	750/65R26	166B	64.6	69
44	000-906	Radial All Traction DT TLR1W	750/65R26	169B	64.1	69
44	377-539	Radial All Traction DT TLR1W	IF620/75R30	164D	66.6	7
44	354-740	Radial 23° TLR1	18.4R34	139B	65.1	41
44	000-586	Performer 85 TLR1W	460/85R34	147D	64.8	37
44	352-691D	Radial 7000 TLR1W	460/85R34	144B	64.1	145
44	368-971D	Radial 8000 TLR1W	460/85R34	147B	64.6	146
44	362-392	Radial All Traction 23° TLR1	480/85R34	149B	65.4	40
44	003-516	Performer 70 TLR1W	520/70R34	148D	64.6	20
44	352-985D	Radial All Traction 23° TLR1	16.9R38	141B	66.5	147
44	000-908	Radial All Traction DT TLR1W	VF380/95R38	154B	66.4	69
44	000-598	Performer 85 TLR1W	420/85R38	144D	66.1	37
44	377-352D	Performer 85 TLR1W	420/85R38	144B	66.1	144
44	368-988D	Radial 8000 TLR1W	420/85R38	144B	65.7	146
44	379-120	Radial All Traction 23° TLR1	420/85R38	144B	66.5	40
44	378-882	Radial All Traction DT TLR1W	IF420/85R38	153B	66.1	7
44	369-005D	Radial 8000 TLR1W	480/70R38	145B	65.9	146
44	379-358	Performer 70 TLR1W	480/70R38	145D	66.2	38
44	359-157D	Radial 9000 TLR1W	540/65R38	147B	66.5	146
44	359-106	Radial 9000 TLR1W	320/90R42	139B	65.2	18
44	006-361	Performer 95 TLR1W	230/85R48	136D	65.2	36
44	356-263	Radial 9000 TLR1W	230/95R48	134B	65.2	34
45	352-926	Radial All Traction 23° TLR1	24.5R32	154B	71.0	72
45	356-204	Radial All Traction 23° TLR1	30.5LR32	170B	71.6	72
45	361-925	Radial All Traction DT TLR1W	650/75R32	172B	70.5	69
45	382-486	Radial All Traction DT TLR1W	650/75R32	172D	70.2	69
45	379-171D	Radial All Non-Skid TLR3	800/60R32	175B	70.3	147
45	000-911	Radial All Non-Skid TLR3	IF800/60R32CFO	181B	69.6	75
45	352-969	Radial All Traction 23° TLR1	23.1R34	151B	71.2	40
45	371-249D	Radial All Traction 23° TLR1W	520/85R34	162B	68.2	147

Letter "D" following material number = discontinued

RCI	MATERIAL NUMBER	TIRE NAME	SIZE	L/R PLY	OVERALL DIAMETER	PAGE
45	371-232D	Radial Champion Spade Grip TLR2	520/85R34	162A8	70.9	148
45	380-395	Radial All Traction 23° TLR1	IF520/85R34	168B	69.0	72
45	381-585	Radial All Traction DT TLR1W	IF580/80R34	172B	70.0	69
45	359-823	Radial 23° TLR1	18.4R38	146B	69.1	41
45	000-587	Performer 85 TLR1W	460/85R38	149D	69.3	37
45	369-022D	Radial 8000 TLR1W	460/85R38	149B	68.6	146
45	362-341	Radial All Traction 23° TLR1	480/80R38	149B	69.1	40
45	362-749	Radial Deep Tread 23° TLR1W	480/80R38	149B	69.1	32
45	379-919	Performer 70 TLR1W	520/70R38	150D	69.1	20
45	358-673D	Radial 9000 TLR1W	600/65R38	153B	69.9	146
45	004-087	Performer 65 TLR1W	600/65R38	153D	70.1	94
45	361-933	Radial 9000 TLR1W	600/65R38	165B	70.2	92
45	357-774	Radial 9000 TLR1W	320/90R46	148B	69.1	92
46	382-469	Radial All Traction DT TLR1W	800/65R32	172D	72.1	69
46	357-685	Radial All Traction DT TLR1W	800/65R32	172B	73.3	69
46	000-903	Radial All Traction 23° TLR1	IF900/60R32CFO	182B	74.6	72
46	003-149	Radial All Traction 23° TLR1	IF900/60R32CFO	188B	75.4	72
46	362-204	Radial 23° TLR1	20.8R38	153B	72.2	24
46	000-602	Performer 85 TLR1W	520/85R38	155D	72.8	19
46	374-547D	Radial 8000 TLR1W	520/85R38	155A8	72.0	146
46	362-375	Radial All Traction 23° TLR1	520/85R38	155B	72.2	22
46	362-766	Radial Deep Tread 23° TLR1W	520/85R38	155B	72.7	16
46	002-063	Performer 70 TLR1W	580/70R38	155D	72.2	20
46	358-185	Radial 9000 TLR1W	650/65R38	157B	72.4	92
46	003-015	Performer 65 TLR1W	650/65R38	157D	72.8	10
46	000-403	Radial 9000 TLR1W	650/65R38	166D	72.8	92
46	371-164D	Radial 9000 Evolution TLR1W	650/65R38	157D	72.2	146
46	362-212	Radial 23° TLR1	18.4R42	153B	73.1	24
46	362-800	Radial All Traction 23° TLR1	900/60R32	176B	75.4	72
46	382-078	Performer 85 TLR1W	460/85R42	156D	72.8	19
46	362-324	Radial All Traction 23° TLR1	480/80R42	151B	73.0	22
46	362-409	Radial Deep Tread 23° TLR1W	480/80R42	151B	73.2	16
46	364-092	Radial All Traction 23° TLR1	480/80R42	154B	73.0	22
46	364-058	Radial Deep Tread 23° TLR1W	480/80R42	154B	73.2	16
46	343-323	Radial All Traction 23° TLR1	14.9R46	145B	71.8	22
46	359-939	Radial 9000 TLR1W	380/90R46	152B	72.9	92
46	007-435	Radial 9000 TLR1W	380/90R46	159B	72.8	18, 92
46	375-686D	Radial 9000 Evolution TLR1W	IF380/90R46	168B	73.0	146
46	000-629	Radial All Traction RC TLR1W	IF380/90R46	168D	73.3	91
46	380-412	Radial All Traction RC TLR1W	VF380/90R46	173D	73.3	91
46	352-829	Radial All Traction 23° TLR1	420/80R46	151B	73.2	22
46	371-640	Radial All Traction 23° TLR1	420/80R46	161B	72.4	93
46	000-558	Radial All Traction 23° TLR1	IF420/80R46	167B	72.3	93
46	369-651	Radial Champion Spade Grip TLR2	520/85R46	158A8	82.9	13

Letter "D" following material number = discontinued

TIRES BY ROLLING CIRCUMFERENCE INDEX

RCI	MATERIAL NUMBER	TIRE NAME	SIZE	L/R PLY	OVERALL DIAMETER	PAGE
46	358-118	Radial 9000 TLR1W	320/90R50	148B	73.1	18
47	355-542	Radial All Traction DT TLR1W	710/70R38	166B	77.0	7
47	378-219	Radial All Traction DT TLR1W	IF710/70R38	178B	76.2	7
47	355-399	Radial 23° TLR1	20.8R42	155B	76.2	24
47	362-358	Radial All Traction 23° TLR1	520/85R42	157B	76.2	11
47	362-426	Radial Deep Tread 23° TLR1W	520/85R42	157B	76.2	68
47	381-823	Radial Deep Tread 23° TLR1W	520/85R42	165B	76.2	68
47	000-921	Radial Deep Tread 23° TLR1W	IF520/85R42CFO	169B	76.3	68
47	369-600	Radial All Traction 23° TLR1	520/85R42	165B	76.2	72
47	000-628	Performer 85 TLR1W	520/85R42	157D	76.8	9
47	000-560	Radial All Traction 23° TLR1	IF520/85R42CFO	169B	76.5	72
47	382-452	Radial Deep Tread 23° TLR1W	580/85R42	166B	80.9	68
47	356-271	Radial All Traction DT TLR1W	620/70R42	160B	76.2	7
47	374-479	Radial All Traction DT TLR1W	620/70R42	166B	76.2	69
47	362-115D	Radial All Traction DT SS TLR1W	710/70R42	173B	77.0	147
47	359-394	Radial 9000 TLR1W	900/50R42	168B	77.0	8
47	362-273	Radial All Traction 23° TLR1	480/80R46	158B	77.1	11
47	372-269	Radial All Traction 23° TLR1	480/80R46	158B	77.1	11
47	362-256	Radial Deep Tread 23° TLR1W	480/80R46	158B	77.2	6
47	362-050	Radial 9000 TLR1W	380/90R50	151B	76.8	18
47	359-580D	Radial All Traction DT TLR1W	320/90R54	143B	76.7	147
47	358-339	Radial All Traction DT TLR1W	320/90R54	149B	76.7	17
48	000-419	Radial All Non-Skid TLR3	IF900/65R32CFO	191B	77.0	75
48	004-453	Radial Deep Tread 23° TLR1W	IF1250/50R32CFO	188B	82.5	68
48	380-446	Radial Deep Tread 23° TLR1W	IF1250/50R32CFO	201B	82.5	68
48	362-987	Radial Deep Tread 23° TLR1W	650/85R38	173B	79.9	6
48	000-922	Radial Deep Tread 23° TLR1W	650/85R38	173D	79.9	90
48	359-548	Radial Deep Tread 23° TLR1W	800/70R38	173B	81.9	6
48	378-525D	Radial Deep Tread 23° TLR1W	800/70R38	181B	81.9	148
48	378-746	Radial Deep Tread 23° TLR1W	IF800/70R38	179B	80.2	6
48	003-144	Radial Deep Tread 23° TLR1W	IF800/70R38CFO	187B	81.1	68
48	000-928	Radial Deep Tread 23° TLR1W	IF800/70R38CFO	184B	80.2	6
48	003-148	Radial Deep Tread 23° TLR1	IF580/85R42CFO	178B	80.1	68
48	007-123	Radial Deep Tread 23° TLR1	VF580/85R42CFO	183B	89.9	68
48	358-320	Radial All Traction DT TLR1W	710/70R42	168B	80.9	7
48	373-697	Radial All Traction DT TLR1W	IF710/70R42	179B	80.2	7
48	004-592	Radial All Traction DT TLR1W	IF710/70R42CFO	179B	80.2	69
48	362-851	Radial Deep Tread 23° TLR1W	520/85R46	158B	80.8	6
48	378-610	Radial Deep Tread 23° TLR1W	IF520/85R46	165B	80.8	6
48	362-919	Radial 9100 TLR1	380/105R50	168B	80.8	95
48	378-508D	Radial 9100 TLR1	IF380/105R50	177B	80.8	147
48	000-905	Radial All Traction RC TLR1W	IF380/105R50	177D	80.7	91
48	380-429	Radial All Traction RC TLR1W	VF380/105R50	179D	80.7	91
48	360-090	Radial Deep Tread 23° TLR1W	480/80R50	159B	80.8	6

Letter "D" following material number = discontinued

RCI	MATERIAL NUMBER	TIRE NAME	SIZE	L/R PLY	OVERALL DIAMETER	PAGE
48	372-150	Radial Deep Tread 23° TLR1	480/80R50	159B	80.8	6
48	374-496	Radial Deep Tread 23° TLR1W	IF480/80R50	166B	80.6	6
48	007-493	Radial Deep Tread 23° TLR1	VF480/80R50	171B	80.6	6
48	362-069	Radial 9000 TLR1W	380/90R54	152B	80.8	18
49	375-958	Radial All Traction DT TLR1W	900/75R32	184B	85.5	69
49	004-459	Radial All Traction DT TLR1W	IF900/75R32CFO	178B	84.5	69
49	378-542	Radial All Traction DT TLR1W	IF710/75R42	181B	84.4	7
49	007-494	Radial Deep Tread 23° TLR1	VF480/85R50	170B	80.6	6
49	375-635	Radial Deep Tread 23° TLR1W	IF480/95R50	165B	85.9	6
50	376-162D	Radial Deep Tread 23° TLR1W	IF850/75R42	186B	91.7	148
50	004-469	Radial Deep Tread 23 TLR1	IF850/75R42CFO	186B	91.7	68

Letter "D" following material number = discontinued